
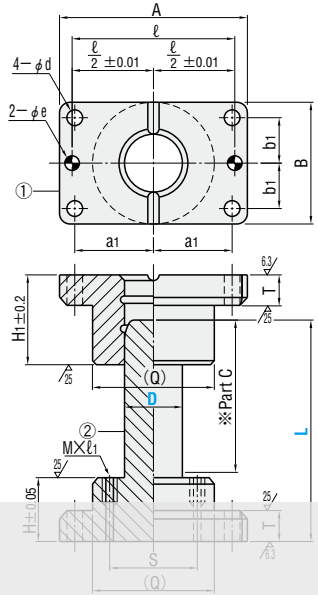


INTEGRATED TYPE PLAIN GUIDE POST SETS

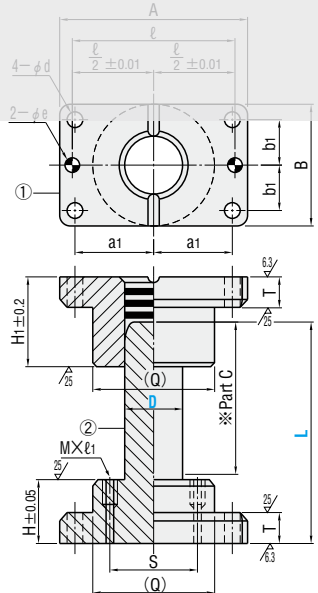
— OIL · OIL-FREE TYPES — (For high-strength and high-rigidity types, refer to P.942.)



N-MYP (Oil type)



N-MYZP (Oil-free type)



① FC250
② S45C
※C part 55HRC~ (Induction hardening)

Ⓜ (Q) values are reference only.
Ⓜ The holder and post are integrated into a single part.
Ⓜ The post includes tap holes for mounting a stroke end block.
Ⓜ Features P.942

This product was discontinued in 2017.

Catalog No. : N-MYP N-MYZP

Ⓜ Perpendicularity of integrated type post bottom and post: 0.02mm/100mm or less (Ⓜ Refer to P.944.)

D	A	B	d	H	H ₁	T	(Q)	ℓ	a ₁	b ₁	S	M	ℓ ₁	eH7	③ Provided bolt	④ Provided dowel pins	
25	84	48	9	30	45	20	46	66	33	15	37	4	12	8	+0.015 0	CB 8—35	MSTM 8—30
32	100	58	11	40	50	20	56	76	38	18	45	4	12	8		CB10—40	MSTM 8—30
38	130	75	11	50	60	25	73	100	50	22	60	5	15	10		CB10—45	MSTM10—40
50	155	90	14	65	85	25	87	125	62.5	30	72	6	15	10	+0.018 0	CB12—50	MSTM10—40
60	190	120	18	75	100	30	117	150	75	40	92	8	20	13		CB16—60	MSTM13—50

Catalog No.	Type	D	L											Base unit price 1~9 pieces	
														N-MYP	N-MYZP
N-MYP N-MYZP	25	90	100	110	120	130	140	150	160	170	180	200			
			100	110	120	130	140	150							
	32	160	170	180	200										
			120	130	140	150									
	38	160	170	180											
200			220	250											
50	160	170	180	200											
		220	250												
N-MYZP	60	180	200	220	250	280									

Order Catalog No. — L —
N-MYP 50 — 250

Days to Ship Quotation

Alterations Catalog No. — L(LC) — (W-B, etc.)
N-MYP 50 — LC24

Price **Quotation**

This product was discontinued in 2017.

Catalog No. : N-MYP N-MYZP

Alteration	Code	Spec.	D	1Code
	LC	Post length change 1mm increments LCmin. ≤ LC < Lmax. Details of alteration P.944	25-32 38-50 60	
	Bushing W	Machining for mounting of a stroke end block Tap holes are machined for attaching a stroke end block. Details of alteration P.944	25-32 38-50 60	Quotation
	Bushing B	Machining of flange for reversed bushing orientation Use of the reversed bushing allows the die height to be reduced. Details of alteration P.944	25-32 38-50 60	
	BKC	Bushing H ₁ dimension tolerance change H ₁ ± 0.2 ⇔ ± 0.1	25-32 38-50 60	Quotation
	C	Addition of locating dowel hole (1 hole at center) Locating dowel hole is machined at center of post. Ⓜ Dowel pin is not provided.	25-32 38-50 60	Quotation

HOLDER GUIDE POST SETS