


YAG

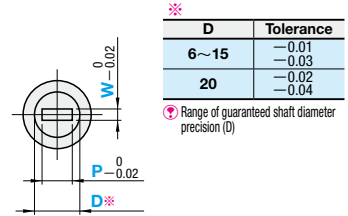
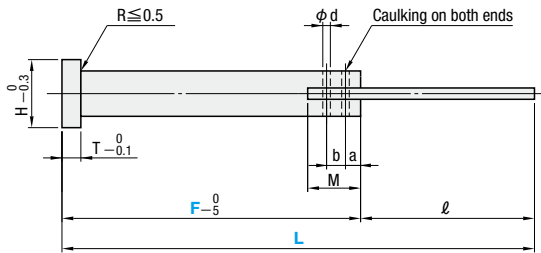
For Large Size
Caulking type
P · W_{-0.02}⁰

RECTANGULAR EJECTOR PINS FOR LARGE MOLD

— CAULKING · L DIMENSION DESIGNATION TYPE —



Part Number	Head Thickness	T L	P · W
ERYKC-L	6 · 8mm	+1.0 0	0 -0.02



M YAG equivalent (Flat bar)
06~015:SCM445(Shaft)
020:S50C(Shaft)
H Surface base : 800HV~
Base material : 50~55HRC



Order

Part Number — L — P — W — F
ERYKC-L6 — 80 — P6 — W1.0 — F50

H	T	M	a	b	d	Part Number		L	P	W					F
						Type	D			1.0mm increments		Selection		Selection	
10	6	15	4.5	6	2	ERYKC-L	6	80~780	6	1	1.2	1.5	2	40 ≤ F ≤ 500 and (L-F) ≤ 280	
13	3				8		6		8	1	1.2	1.5	2		
15	4				10		8		10	1	1.2	1.5	2		※2.5
17	8	12	10	12	1		1.2		1.5	2	2.5	3			
20	20	5	8	4	15	15	1	1.2	1.5	2	2.5	3			
25					20	20	1	1.2	1.5	2	2.5	3			

※P8 unavailable



Price

Quotation



Days to Ship

Quotation



Alterations

Part Number — L — P — W — F — (AKC · AWC...etc.)
ERYKC-L8 — 100 — P8 — W1.2 — F200 — AKC60

Alterations	Code	Spec.	1Code
	AKC	AKC=1° increments 0 ≤ AKC < 360	
	AWC	AWC=1° increments 0 ≤ AWC < 360	Quotation
	ARC	ARC=1° increments 0 ≤ ARC < 360	
	HC	HC=0.1mm increments D+1 ≤ HC < H	

Alterations	Code	Spec.	1Code
	TC	TC=0.1mm increments T/2 ≤ TC < T T - TC ≤ Lmax. - L	Quotation
	LC	LC=0.1mm increments 80 ≤ L L > 500...+0.2	
	LG	LG=0.01mm increments 80 ≤ L L > 200...+0.05 L > 500...+0.1	