Blind Joints - Overview

For 8-45 Series (Slot Width 10mm) Aluminum Extrusions

Features of Blind Joints

Connection inside of the extrusions provides good apearance.
Also convenient where interference inside of the corners are not desired or panels need to be inserted into the extrusion slots.

Bracket Connection

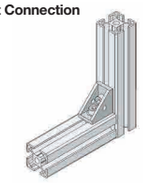

Blind Joint Connection

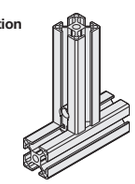

Product List

Product Name	Screw Joints	Center Joints
Product Photo		
Features	・Joint Plate enables secure and economical connection.	・Most standard Blind Joints usable with various types of aluminum extrusions.
Installation Diagram		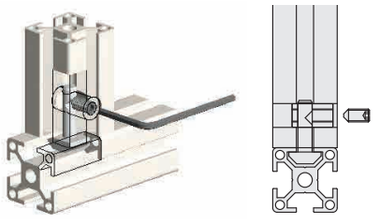
Material	Steel or SUS304	SCS13
Representative Type	HCJ	HMJ
Applicable Extrusion No.	5 / 6 / 8 / 8-45	5 / 6 / 8 / 8-45
Page	P.706	P.708
Alterations (pages) required for extrsions	Tapping / Wrench Hole P.757, 759	M Type Hole P.766

Product Name	Post-Assembly Insertion Double Joints	Single Joints	Pre-Assembly Insertion Double Joints
Product Photo			
Features	・Connects securely at two locations. Tightest connection can be achieved of all Blind Joints.	・D type holes added on the extrusions do not penetrate to the flat surface. Blind Joints with very good appearance.	・Can be used for various applications such as to extend extrusions as well as mounting to plates.
Installation Diagram	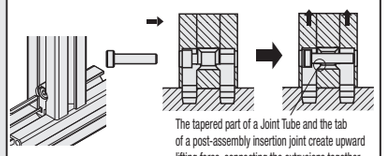	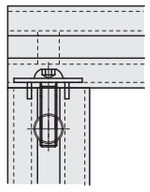	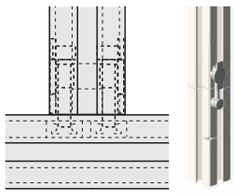
Material	SCS13 / SUS304 Equivalent	Steel or SUS304	SUS316 Equivalent / SUS304
Representative Type	HPJN	HSJ	HDJSN
Applicable Extrusion No.	5 / 6 / 8 / 8-45	6 / 8 / 8-45	6 / 6 / 8-45
Page	P.710	P.707	P.709
Alterations (pages) required for extrsions	M Type Hole P.766	Wrench Hole / D Type Hole P.759, 764	S Type Hole P.765

Blind Joint Components

Screw Joints for 8-45 Series (Slot Width 10mm) Aluminum Extrusions

For details of fastening method, see P.603.
Alterations necessary to use this component

Tapping	Wrench Hole
P.757	P.759

Features: Cost saving blind joints. Including Rotation Stoppers.

Screw Joints

(Reference) Corner section when using this joint



RoHS10

HCJ (Trivalent Chromate)

Ⓐ Screw

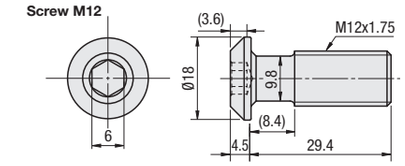

Ⓑ Joint Plate

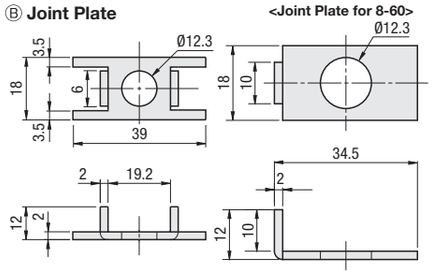

Type	Components	Ⓜ Material	Ⓢ Surface Treatment
HCJ	Screw	SCM435	Trivalent Chromate
	Joint Plate	SPCC	

Example

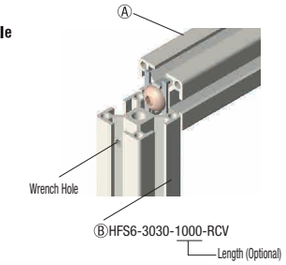

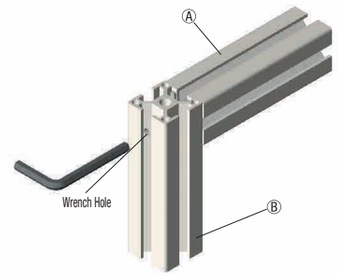

Part Number		Components		Unit Price	Volume Discount Rate
Type	No.	Ⓐ Screw	Ⓑ Joint Plate	1~99 pc(s).	100~160
HCJ (Trivalent Chromate)	8-45	M12	8-45		
	8-60		For 8-60		

Screw Joints	Applicable Extrusion No.	[Exception] Extrusion Not Available
HCJ8-45	8-4545* 8-4590* 8-45180	* Not applicable to HFSL (light type). *Curved HFSR8-4545 is not applicable since wrench holes cannot be added. For GFS8-100100 and GFS8-100200, bracket connection is recommended as they are heavy.
HCJ8-60	8-6060	-

Ordering Example

Part Number
HCJ8-45

Features: Screw joint installable without alterations. (Wrench holes are necessary on the mating extrusion.)

Aluminum Extrusions with Built-in Screw Joints

RoHS10

Part Name		Ⓜ Material	Ⓢ Surface Treatment
Aluminum Extrusion		A6N01SS-T5	Anodize
Screw Joints	Screw	SCM435	Trivalent Chromate
	Joint Plate	SPCC	

JFSC□-□□□□L
(Left End Face Screw Joint Pre-Inserted Type)

JFSC□-□□□□W
(Both End Face Screw Joints Pre-Inserted Type)

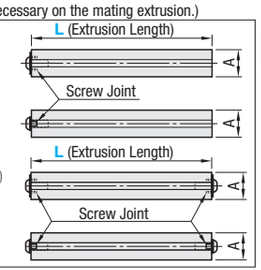

Example

Wrench holes are necessary on the mating extrusion.

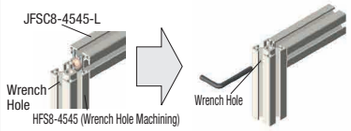

Part Number		Joint Component	L 0.5mm Increment	Extrusion	Built-in Joint Component: Screw Joints	Quantity	A	Required Wrench for Tightening	Extrusion Unit Price: Less than 300mm	300mm or more	Joints, Others
JFSC	8-4545	L (Left End Face only)	100~4000	HFS8-4545 (P.681)	HCJ8-45	1	45	For M12			
		W (Double End Faces)				2					
	8-6060	L (Left End Face only)		HFS8-6060 (P.689)	HCJ8-60	1	60				
		W (Double End Faces)				2					

Ordering Example

Part Number	-	L
JFSC8-4545L	-	1200

Alterations

Alterations only on this page are available.

Alterations	Code	Spec.: Extrusion	Tap	Depth
Right End Face Tapping Applicable to Left End Pre-Inserted Type only.	RTP Right End Face 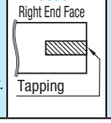 Tapping	8-4545	M12 (Heli-Coil Insert)	18

Alterations	Code	Spec.: Extrusion	H	Hole Dia.
Right End Face Wrench Hole Applicable to Left End Pre-Inserted Type only.	RCH 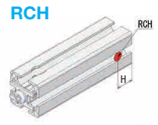 RCV 	8-4545	22.5	8