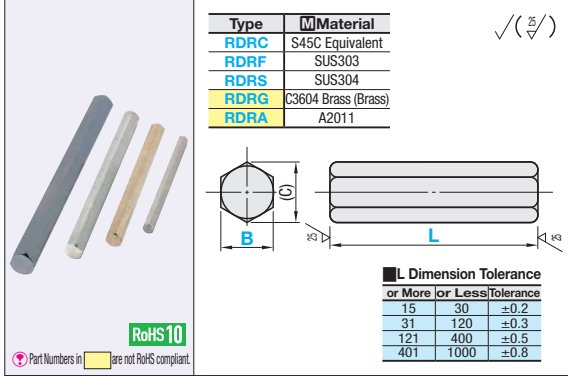


Hex Rods

Material: S45C, SUS303 / 304, C3604, A2011



Type	Material
RDRC	S45C Equivalent
RDRF	SUS303
RDRS	SUS304
RDRG	C3604 Brass (Brass)
RDRA	A2011

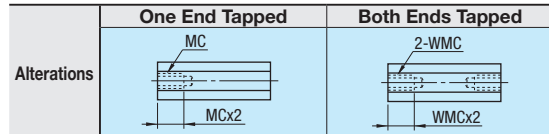
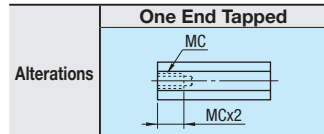
RoHS 10
Part Numbers in are not RoHS compliant.

L Dimension Tolerance or More or Less Tolerance		
15	30	±0.2
31	120	±0.3
121	400	±0.5
401	1000	±0.8

Part Number Type	B	L	
		1mm Increment	(C)
RDRC (S45C) RDRF (SUS303) RDRS (SUS304) RDRG (C3604) RDRA (A2011)	6		6.9
	7	15~400	8.1
	8		9.2
	10		11.5
	12	25~600	13.9
	13		15.0
	14		16.2
	17	35~800	19.6
	19		21.9
	24		27.7
	27	65~1000	31.2
	30		34.6
32		36.9	

Ordering Example
Part Number - L
RDRC10 - 300

Alterations
Part Number - L - (MC, WMC)
RDRC19 - 535 - MC8

Alterations	One End Tapped	Both Ends Tapped
		
Code	MC Adds a tap on one end. Ordering Code MC8 ⚠6≤B≤32 ⚠When L≤Mx2, the tap goes through.	WMC Adds taps on both ends. Ordering Code WMC12 ⚠6≤B≤32 ⚠When L≤Mx4, the tap goes through.
Spec.	B MC (Selection Range)	B WMC (Selection Range)
	6, 7 3 8 3, 4 10 3, 4, 5 12-14 3, 4, 5, 6 17, 19 3, 4, 5, 6, 8 24 3, 4, 5, 6, 8, 10, 12 27-32 3, 4, 5, 6, 8, 10, 12, 16 ⚠When L≤Mx4, the pilot hole for tapping may go through.	6, 7 3 8 3, 4 10 3, 4, 5 12-14 3, 4, 5, 6 17, 19 3, 4, 5, 6, 8 24 3, 4, 5, 6, 8, 10, 12 27-32 3, 4, 5, 6, 8, 10, 12, 16

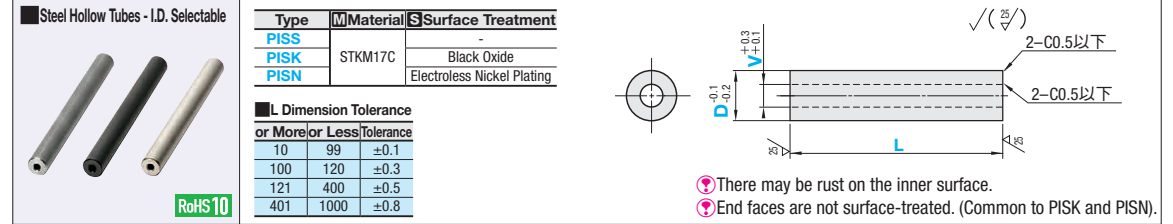
Part Number Type	B	Unit Price						
		Min. L - 100	101~200	201~400	401~600	601~800	801~1000	
RDRC	6							
	7							
	8							
	10							
	12							
	13							
	14							
	17							
	19							
	24							
	27							
	30							
	32							
RDRF	6							
	7							
	8							
	10							
	12							
	13							
	14							
	17							
	19							
	24							
	27							
	30							
	32							
RDRS	6							
	7							
	8							
	10							
	12							
	13							
	14							
	17							
	19							
	24							
	27							
	30							
	32							

Part Number Type	B	Unit Price						
		Min. L - 100	101~200	201~400	401~600	601~800	801~1000	
RDRG	6							
	7							
	8							
	10							
	12							
	13							
	14							
	17							
	19							
	24							
	27							
	30							
	32							
RDRA	6							
	7							
	8							
	10							
	12							
	13							
	14							
	17							
	19							
	24							
	27							
	30							
	32							

Steel Hollow Tubes - I.D. Selectable / Stainless Steel Hollow Tubes - Wall Thickness Selectable

Type	Material	Surface Treatment
PISS	STKM17C	Black Oxide
PISK		Electroless Nickel Plating
PISN		

RoHS 10



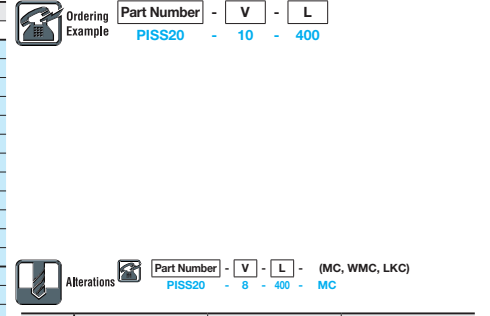


L Dimension Tolerance or More or Less Tolerance		
10	99	±0.1
100	120	±0.3
121	400	±0.5
401	1000	±0.8

⚠There may be rust on the inner surface.
⚠End faces are not surface-treated. (Common to PISK and PISN).

Part Number Type	D	V	L 1mm increment	Unit Price				
				L10-200	L201-400	L401-600	L601-800	L801-1000
PISS (No Treatment)	6	3 4						
	8	3 4 5 6						
	10	3 4 5 6 8	10~1000					
	12	3 4 5 6 8 10						
	13	5 6 8 10						
	14	4 5 6 8 10						
	15	4 5 6 8 10 12						
	16	4 5 6 8 10 12						
	20	5 6 8 10 12 15 16						
	25	8 10 12 15 16 20						
PISK (Black Oxide)	6	3 4						
	8	3 4 5 6						
	10	3 4 5 6 8	10~1000					
	12	3 4 5 6 8 10						
	13	5 6 8 10						
	14	4 5 6 8 10						
	15	4 5 6 8 10 12						
	16	4 5 6 8 10 12						
	20	5 6 8 10 12 15 16						
	25	8 10 12 15 16 20						
PISN (Electroless Nickel Plating)	6	3 4						
	8	3 4 5 6						
	10	3 4 5 6 8	10~1000					
	12	3 4 5 6 8 10						
	13	5 6 8 10						
	14	4 5 6 8 10						
	15	4 5 6 8 10 12						
	16	4 5 6 8 10 12						
	20	5 6 8 10 12 15 16						
	25	8 10 12 15 16 20						

Ordering Example
Part Number - V - L
PISS20 - 8 - 400

Alterations
Part Number - V - L - (MC, WMC, LKC)
PISS20 - 8 - 400 - MC

Alterations Code	One End Tapped	Both Ends Tapped	L Dimension Tolerance
			
Spec.	Adds a tap on one end. Ordering Code MC ⚠L≥MCx2	Adds taps on both ends. Ordering Code WMC ⚠WMC:L-WMCx4≥5	Changes L Dimension Tolerance Ordering Code LKC ⚠Not applicable to L>500.
Spec.	L Tolerance		L Tolerance
	10-300 ±0.05 301-500 ±0.10		10-300 ±0.2 301-500 ±0.3 401-1000 ±0.8

C Dimension or More or Less			L Dimension Tolerance or More or Less Tolerance		
D3	D16	0.5	10	30	±0.2
D20	D30	1.0	31	120	±0.3
			121	400	±0.5
			401	1000	±0.8

Material: SUS304 (Drawn)

⚠For maximum L dimension in each D dimension, refer to the specification table.

Part Number Type	D	t Selection	L 1mm increment	Unit Price				
				L10-100	L101-200	L201-400	L401-600	L601-800
PIPS	3	0.5 1	10~250					
	4	0.5 1						
	5	0.5 1 1.5						
	6	0.5 1 1.5 2						
	8	0.5 1 1.5 2						
	10	0.5 1 1.5 2 2.5 3	10~500					
	13	0.5 1 1.5 2 2.5 3						
	15	1 1.5 2 2.5 3 4	10~900					
	16	1.5 2 2.5 3 4 5						
	20	2 2.5 3 4 5 6	10~1000					
25	2.5 3 4 5 6							
30								

Ordering Example
Part Number - t - L
PIPS4 - 1 - 125