Precision Rods (Tolerance h7, g6)

S45C, SUS303, SUS304



RoHS10

Type	D Tolerance	M Material	S Surface Treatment
RGOC	h7	S45C Equivalent	-
RGOB			Black Oxide
RGOM			Electroless Nickel Plating
RGOF		SUS303	-
RGOS		SUS304	-
RGOCG	g6	S45C Equivalent	-
RGOFG		SUS303	-

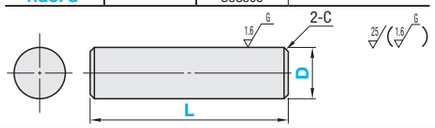

■ C Dimension

or More	or Less	C
D 3	D16	0.5
D17	D30	1.0

■ L Dimension Tolerance

or More	or Less	Tolerance
10	30	±0.2
31	120	±0.3
121	400	±0.5
401	1000	±0.8

■ Precision Rods

Part Number Type	D	L 1mm increment
RGOC RGOB RGOM RGOF RGOS RGOCG RGOFG	3	10~250
	4	
	5	
	6	10~500
	7	
	8	
	9	
	10	
	11	10~750
	12	
	13	
	14	
	15	
	16	10~900
	17	20~1000
	18	
	19	
	20	
	25	
	30	

Ordering Example

Part Number	-	L
RGOC15	-	700

For the maximum L dimension in each D dimension, refer to the specification table shown upper right.

Part Number Type	D	Min. L ~ 100	101~200	201~400	401~600	601~800	801~1000
RGOC (h7, S45C)	3				-	-	-
	4						
	5						
	6						
	7						
	8						
	9						
	10						
	11						
	12						
	13						
	14						
	15						
	16						
	17						
	18						
	19						
	20						
	25						
	30						
RGOB (h7, S45C)	3				-	-	-
	4						
	5						
	6						
	7						
	8						
	9						
	10						
	11						
	12						
	13						
	14						
	15						
	16						
	17						
	18						
	19						
	20						
	25						
	30						
RGOM (h7, S45C)	3				-	-	-
	4						
	5						
	6						
	7						
	8						
	9						
	10						
	11						
	12						
	13						
	14						
	15						
	16						
	17						
	18						
	19						
	20						
	25						
	30						

Part Number Type	D	Min. L ~ 100	101~200	201~400	401~600	601~800	801~1000
RGOF (h7, SUS303)	3				-	-	-
	4						
	5						
	6						
	7						
	8						
	9						
	10						
	11						
	12						
	13						
	14						
	15						
	16						
	17						
	18						
	19						
	20						
	25						
	30						
RGOS (h7, SUS304)	3				-	-	-
	4						
	5						
	6						
	7						
	8						
	9						
	10						
	11						
	12						
	13						
	14						
	15						
	16						
	17						
	18						
	19						
	20						
	25						
	30						

Part Number Type	D	Min. L ~ 100	101~200	201~400	401~600	601~800	801~1000
RGOCG (g6, S45C)	3				-	-	-
	4						
	5						
	6						
	7						
	8						
	9						
	10						
	11						
	12						
	13						
	14						
	15						
	16						
	17						
	18						
	19						
	20						
	25						
	30						
RGOFG (g6, SUS303)	3				-	-	-
	4						
	5						
	6						
	7						
	8						
	9						
	10						
	11						
	12						
	13						
	14						
	15						
	16						
	17						
	18						
	19						
	20						
	25						
	30						

For materials SUS304 and S45C with tolerance g6 (black oxide and electroless nickel plating), refer to the Rotary Shaft Straight Type on P.1-823.

Alterations

Part Number	-	L	- (MC, WMC, LKC)
RGOC20	-	535	- MC8
RGOM18	-	200	- LKC

Alterations	One End Tapped	Both Ends Tapped	L Dimension Tolerance
	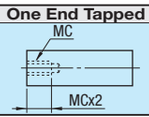	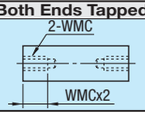	
Code	MC	WMC	LKC
Spec.	Adds a tap on one end. Ordering Code MC8 6≤D≤30 When L≤Mx2, the tap goes through.	Adds taps on both ends. Ordering Code WMC12 6≤D≤30 When L≤Mx4, the tap goes through.	Changes L dimension tolerance within ±0.05 Ordering Code LKC

D	MC (Selection Range)
6	3
7, 8	3, 4
9, 10	3, 4, 5
11, 12, 13	3, 4, 5, 6
14~18	3, 4, 5, 6, 8
19, 20	3, 4, 5, 6, 8, 10, 12
25, 30	3, 4, 5, 6, 8, 10, 12, 16

When L≤Mx4, the pilot hole for tapping may go through.

D	WMC (Selection Range)
6	3
7, 8	3, 4
9, 10	3, 4, 5
11, 12, 13	3, 4, 5, 6
14~18	3, 4, 5, 6, 8
19, 20	3, 4, 5, 6, 8, 10, 12
25, 30	3, 4, 5, 6, 8, 10, 12, 16

Mini Rods

RoHS10

Type	D Tolerance	M Material	H Hardness	S Surface Treatment
MRS	0 -0.005	SKH51	58HRC~	-
MRSB				Black Oxide
MRSM				Electroless Nickel Plating
MRSK		SUJ2		-
MRSD		SKD11	60HRC~	-
MRSS		SUS440C	56HRC~	-
MRSG		SUS304	-	-
MRSF		P/M High-Speed Steel	65~68HRC	-
MRSC		C3604 (Brass with Low Cadmium)	-	-

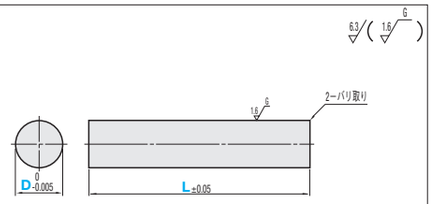

Discoloration may occur on rod ends.

Part Number Type	D	L 0.1mm Increment	MRS	MRSB	MRSM	MRSK	MRSD	MRSS	MRSG	MRSF	MRSC
MRS MRSB MRSM MRSK MRSD MRSS MRSG MRSF MRSC	0.5	5.0~50.0					-				
	0.6										
	0.7										
	0.8										
	0.9										
	1.0										
	1.1										
	1.2	5.0~60.0									
	1.3										
	1.4	5.0~70.0									
	1.5	5.0~75.0									
	1.6	5.0~80.0									
	1.7										
	1.8	5.0~90.0									
	1.9										
	2.0	5.0~100.0									
	2.1										
	2.2										
	2.3										
	2.4										
	2.5										
	2.6										
	2.7										
	2.8										
	2.9										
	3.0	5.0~150.0									
	3.1										
	3.2										
	3.3										
	3.4										
	3.5										
	3.6										
	3.7										
	3.8										
	3.9										
	4.0										
	4.1										
	4.2										
	4.3										
	4.4										
	4.5										
	4.6										
	4.7										
	4.8										
	4.9										
	5.0										

Ordering Example

Part Number	-	L
MRS1.2	-	60.0

Example

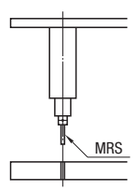

Alterations

Part Number	-	L	-	(AC)
MRS1.2	-	60.0	-	AC1.0

Alteration	Code	Spec.
Point Taper 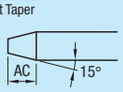	AC	Adds a 15° taper on the point. AC = 0.1mm Increment 0.5≤AC≤10 D-2(AC tan15°)≥0.2 One end only is tapered.