

Points of comparison between similar products

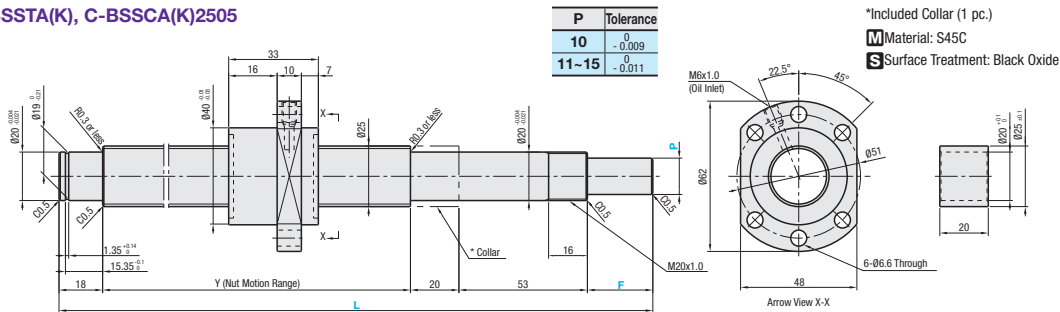
• Due to the difference in load rating and positioning accuracy (lead accuracy + axial play), the price is lower than that of similar products.
• When considering adopting C-VALUE parts, select them by comparing against similar products in the specifications. P. 717 - P. 720

Similar Product Pages P. 717 - P. 720

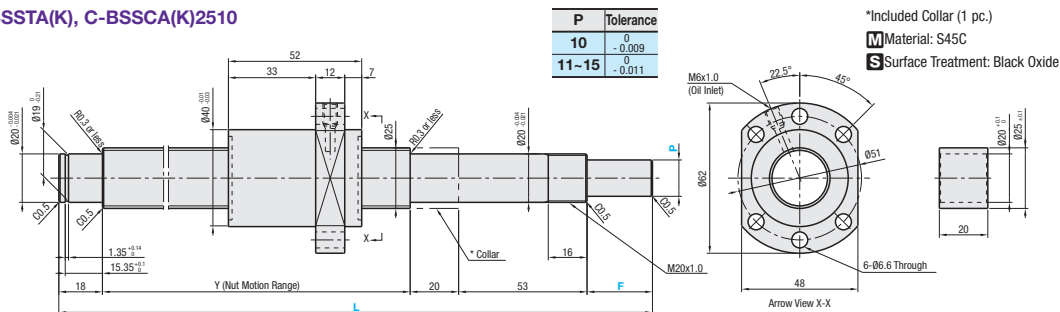


Nut Type	Type		Accuracy Grade	Shaft Dia.	Lead	Screw Shaft			Nut		
	Standard	F, P Configurable				Material	Hardness	Surface Treatment	Material	Hardness	Surface Treatment
Standard Nut	C-BSSTA	C-BSSTAK	C7	25	5, 10, 25	S55C	Induction Hardened 58 to 62 HRC	-	SCM415	Carburized 58 to 62 HRC	-
	C-BSSCA	C-BSSCAK	C10								

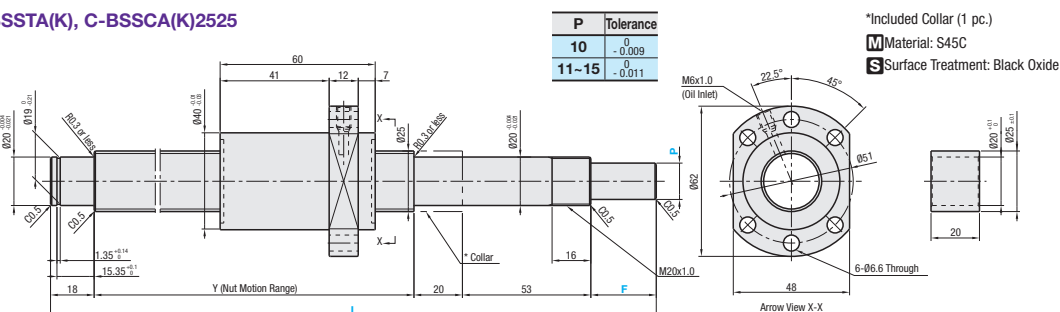
C-BSSTA(K), C-BSSCA(K)2505



C-BSSTA(K), C-BSSCA(K)2510



C-BSSTA(K), C-BSSCA(K)2525



Nut Type	Accuracy Grade	Part Number		1 mm Increments			Ball Dia.	Ball Center Dia.	Screw Root Dia.	Number of Circuits	Basic Load Rating		Axial Play	Twisting Direction		
		Type	Screw Shaft O.D.	L	*F	*P					C (Dynamic) kN	Co (Static) kN				
Standard Nut	C7	C-BSSTA	25	10	200-2000	27	15	L - 118	3.175	26.08	(22.905)	3.8 turns, 1 row	4.6	13.1	0.10 or less	
						C-BSSTAK	27-45	10-15								L - (91 + F)
						C-BSSCA	27	15								L - 118
						C-BSSCAK	27-45	10-15								L - (91 + F)
						C-BSSTA	27	15								L - 118
						C-BSSTAK	27-45	10-15								L - (91 + F)
	C10	300-2000	C-BSSTA	27	15	L - 118	1.8 turns, 1 row	6.5	15.9	0.10 or less						
			C-BSSTAK	27-45	10-15	L - (91 + F)										
			C-BSSCA	27	15	L - 118										
			C-BSSCAK	27-45	10-15	L - (91 + F)										
			C-BSSTA	27	15	L - 118										
			C-BSSTAK	27-45	10-15	L - (91 + F)										

*F and P are configurable for C-BSSCAK and C-BSSTAK only. *F ≤ P × 3 *Y (Nut Motion Range) > (Nut Overall Length)

kgf = N × 0.101972

Nut Type	Accuracy Grade	Part Number	JPY Unit Price: 1 to 4 pc(s).					
			L200-400	L401-600	L601-800	L801-1000	L1001-1200	L1201-1500
Standard Nut	C7	C-BSSTA2505						
	C10	C-BSSCA2505						
	C7	C-BSSTA2510						
	C10	C-BSSCA2510						
	C7	C-BSSTA2525						

For the price of F, P Configurable Type, add JPY2,080 to the standard type price.
E.g.) C-BSSCAK2505 - 300 - F30 - P12 → JPY16,240 + JPY2,080 = JPY18,320

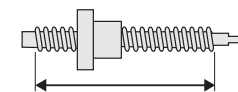


Part Number	L	F	P
C-BSSCA2505	400		
C-BSSCAK2510	860	F30	P12

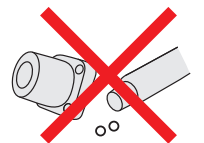
Notes

- Filled with lithium soap based grease (Alvania Grease S2 made by Showa Shell Sekiyu K.K.).
- For accuracy of Ball Screws, see P. 2285, 2286.
- For details of Support Units, see P. 771 - P. 796.
- Caution: Do not let the nuts overrun or remove the nuts from the screw shafts. It may cause the balls to fall out or damage the ball recirculation parts.
- The collar included with this product should be installed in the same position as indicated with the **Collar** text on the drawing.
- In addition, the collar included with the Support Unit product should be installed and tightened on the nut side of the ball screw.
- Note that, when a ball screw shaft or ball screw nut is tilted, it may be fallen out by its own weight.

[Do not let a nut overrun]



[Do not take a nut off]



Part Number	L	F	P	(FC, KC...etc.)
C-BSSCA2505	680			KC10

Alterations	Code	Spec.
No Machining on Both Shaft Ends (Annealing Range) 4-C Nut	WNC	Does not machine any of the both shaft ends. Ordering Code WNC-S20-F80 Annealing may lower hardness on the annealed area + 25 mm fore and aft. S + F ≤ L/2 L - (S + F) ≤ Y + 50 On the annealed area + 25 mm fore and aft, axis run-out may be larger than indicated by the catalog standard.
No Machining on Support Side Shaft End	NC	No machining added on the support side shaft end. Ordering Code NC
Ball Nut Orientation Reversed (Support Side) (Fixed Side)	RLC	Changes the nut direction. Ordering Code RLC
No Retaining Ring Groove on Support Side Shaft End	RNC	No retaining ring groove is machined on the support side shaft end. Ordering Code RNC *Combination with FC is not available.
Change Support Side Shaft End Machining	GC	Changes the machining on the support side. G is selectable from 10, 12, 15 or 20. G = 1 mm Increments Ordering Code GC - 010 - G20 5 ≤ G ≤ 1.3 *Y dimension is shortened. No Retaining Ring Groove *Combination with FC is not available.
Change Support Side Shaft End Length	FC	Changes the length of the support side shaft end. FC = 1 mm Increments Ordering Code FC20 19 ≤ FC ≤ 60 Y dimension is shortened. Combination with GC is not available.
Tapped Hole on Support Side Shaft End	MC	Adds a tapped hole on the support side shaft end. MC = 1 mm Increments Ordering Code MC40 M 2 Y dimension is shortened. M8 x 1.25 20 28 ≤ MC ≤ 60

Alterations	Code	Spec.
Wrench Flats on Fixed Side	SZC	Adds wrench flats on the fixed side shaft end. Ordering Code SZC Ball bearings will fall out if the ball nut crosses the wrench flats.
Keyway on Fixed Side Shaft End Detailed Keyway Dimensions P. 684	KC	Adds a keyway on the fixed side shaft end. KC = 1 mm Increments Ordering Code KC20 5 ≤ KC ≤ P x 3, KC ≤ F - 1
Keyway on Fixed Side Shaft End	KLC	Adds a keyway at a customer specified area on the fixed side shaft end. (Keyway dim. is same as that of KC.) K, S = 1 mm Increments Ordering Code KLC - K20 - S3 6 ≤ K + S ≤ P x 3, K + S ≤ F - 1
Flat Machined on Fixed Side Shaft End	SC	Adds a flat on the fixed side shaft end. SC = 1 mm Increments Ordering Code SC20 5 ≤ SC ≤ P x 3, SC ≤ F - 1
2 Flats Machined on Fixed Side Shaft End	SWC, SGC	Adds two flats on the fixed side shaft end. SWC: 90° Position, SGC: 120° Position 1 mm Increments Ordering Code SWC10 5 ≤ SWC/SGC ≤ P x 3, SWC/SGC ≤ F - 1
Installing Special Temporary Shaft Temporary Shaft	TAS	Special Temporary Shafts suitable with Ball Screws are installed. When removing Nut from Screw Shaft, always use Special Temporary Shaft. For installation method, see P. 685.

Peripherals: Combination with the following parts is available.



Nut Brackets for C-Value Ball Screws are not available.

Combination with Support Units

Ball Screw Part Number	Recommended Support Unit								
	Type	Screw Shaft O.D.	Lead	Part Number					
C-BSSCA C-BSSTA	25	05 10 25	C-BSW	20	Square	○	Support Side	Page	
			C-BUN						P. 763
			C-BRW						P. 764
			C-BUR						P. 769
					Round	○		P. 770	

Other than the part numbers shown above, a rich variety of Support Units are also available. (P. 761 - P. 780)