

# SPECIFICATIONS

## [General Specifications]

Product Name		Interface Converter	
Model		PHC-D08	PHC-D08N
		AC Adapter Included	AC Adapter Not Included
Rated Voltage		24VDC (Main Unit)	5VDC (USB Bus Power)
	AC Adapter	Input : 100VAC - 240VAC (50/60Hz) Output : 24VDC	-
Operating Voltage Range		90VAC - 264VAC (AC Adapter)	-
Rated Current Consumption	Standby	7mA (24VDC)	18mA (5VDC)
	Maximum	0.6A(24VDC)	0.33A(5VDC)
Rated Power Consumption	Standby	0.4W (100VAC · PHC-D08 only)	0.2W (24VDC) 0.1W (5VDC)
	Maximum	16W (100VAC · PHC-D08 only)	14.5W (24VDC) 1.8W (5VDC)
Operating Ambient Temperature		0°C - +40°C	
Operating Ambient Humidity		20% - 85% RH (No Dew or Condensation)	
Storage Ambient Temperature		-10°C - +60°C	
Storage Ambient Humidity		20% - 85% RH (No Dew or Condensation)	
Mounting Location		Indoor	
Mounting Direction		Upright	
Protection Rating		IP 20	
Insulation Resistance		More than 10MΩ at 500VDC between the terminals and the chassis	
Withstand Voltage		1500 VAC applied for 1min (10mA or less) between terminals and chassis without breaking insulation	
Mass (Tolerance ±10%)		370g	
Outer Dimensions		Refer to Outer Dimension Drawing	
Conformity Standards		RoHS Directive (EN IEC 63000 · PHC-D08N only) Conforms to the CE requirements : (EN61000-6-4,EN61000-6-2) FCC Part 15 Subpart B Class A UL/CSA 60950-1 (PHC-D08N Only) PSE Conformity AC Adapter	
Interface	USB Port	USB 2.0 Conformity (Bus-powered) Standard Type B (Female)	
	Serial Port	RS-232C Conformity D-Sub 9 pin (Male)	
Communication method	USB Port	CDC (Communication Device Class) protocol	
	Serial Port	Asynchronous (Baud Rate: 9600bit/s, No Parity, Stop bit= 1bit , Data length: 8bit , No flow control)	
External Contact Output		Screwless Terminal Block	
Number of Contacts		8	
Contact Specifications		Non-Voltage Contact (Normally Open Contact)	
Rated Voltage		30VDC	
Rated Current		3A	
Failure Rate P Level		5VDC / 10mA (at a switching rate of 120 operations per minute)	
Applicable Wire		Solid Wire: Φ0.4mm - Φ1.2mm (AWG26 - AWG18) Stranded Wire: 0.2mm <sup>2</sup> - 0.75mm <sup>2</sup> (AWG24 - AWG20) Element Wire Diameter: Φ0.18mm or more	
Power Output *1		Screwless Terminal Block; 24VDC/500mA or less	
Applicable Wire		Solid Wire : Φ 0.4mm ~ Φ 1.2mm (AWG26 ~ AWG18) Stranded Wire : 0.2mm <sup>2</sup> ~ 1.25mm <sup>2</sup> (AWG24 ~ AWG16) Element Wire Diameter Φ 0.18mm or more	
Operating Portion		"Clear" Switch , "Set" Switch	
Accessories		AC adapter (PHC-D08 only) , Installation manual , Rubber feet	
Options		None	
Remarks		CE Marking (PHC-D08N only) There are no contents of controlled substances exceeding the threshold for the RoHS Directive. (PHC-D08 only) *1:Not to be used when operating via USB bus power.	

Drawing No.	Rev.	Page
PHC-D08-W18	B	2 / 3

[Function Specifications]

Contact Output Control	Contact outputs are controlled in correspondence to control commands
ID Number Setup	The Identification Number (ID) set up is controlled in correspondence to control commands, and is recorded in memory
"Clear" Switch	Switches off the output to turn all contacts to their normally closed state.
Power Source Display	The operating status is shown by a power LED
Installation Testing Control	Control all contact outputs without external serial transmissioin control
Operation Mode Switch	Operating Modes are changed with "Set" Switch
Normal Operation	This mode is used for communication frame format protocol with the PHC.
Installation Test	This mode is use to test the performance of the contact outputs after installation.
Firmware Update	This mode is used when updating this product's firmware.

1

2

3

4

5

6

7

8

指定公差 General tolerance	角度公差 ±[°]				寸法公差 ±[mm]					図番 Drawing No. PHC-D08-W18	改訂履歴 Revisions		
	短辺長さ Length of short side	~	~	100	6	30	120	300	1000				
	精 f	1	0.5	0.3	0.1	中 m	0.1	0.3	0.5			0.7	1
	粗 v	3	1.5	1	0.5	粗 c	0.3	0.5	1			1.2	2

改訂 Rev.	年月日 Date	改訂履歴 Revisions
---------	-------------	-------------------

ページ Page 3 / 3
-------------------

A

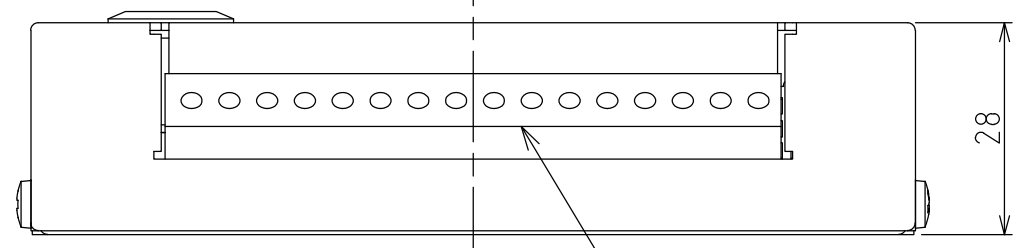
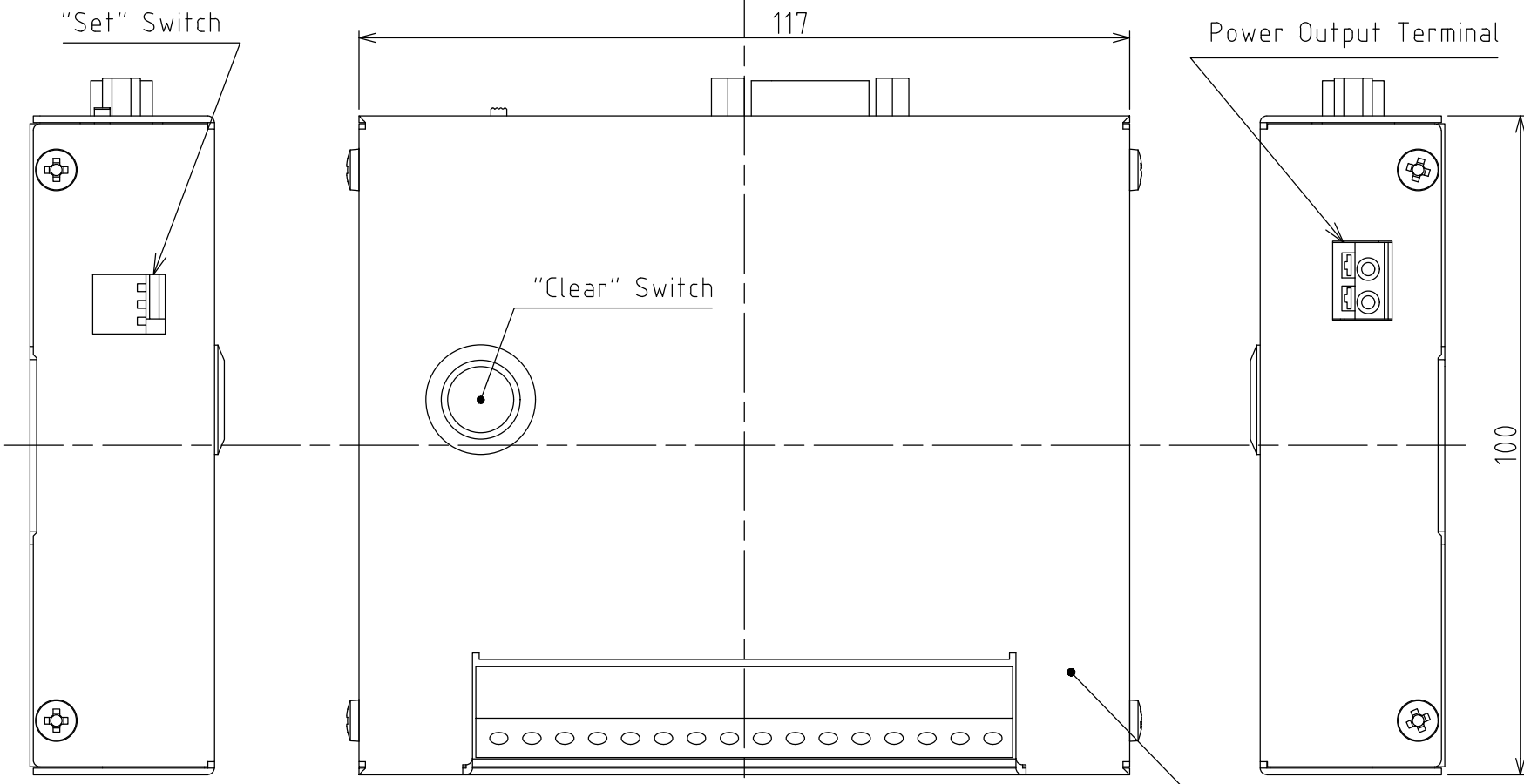
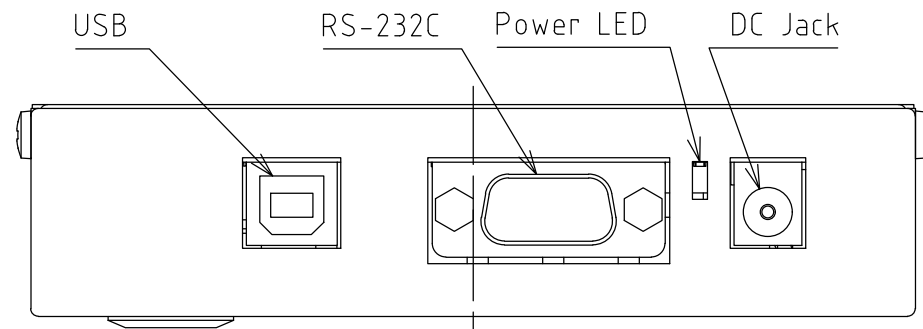
B

C

D

E

F



1	Main Unit	1	Off White Paint
番号 No.	部品名 Part Name	数量 Qty.	記事 Remarks
機種 Model	PHC-D08	特注No. S.P.No.	-
品目コード Part No.	-	図名 Name	Outer Dimensions Drawing
		尺度 Scale 1:1	三角法 3rd Angle P.
		単位 Unit mm	株式会社 PATLITE Corporation

1

2

3

4

5

6

7

8

Ver.2.2 A3