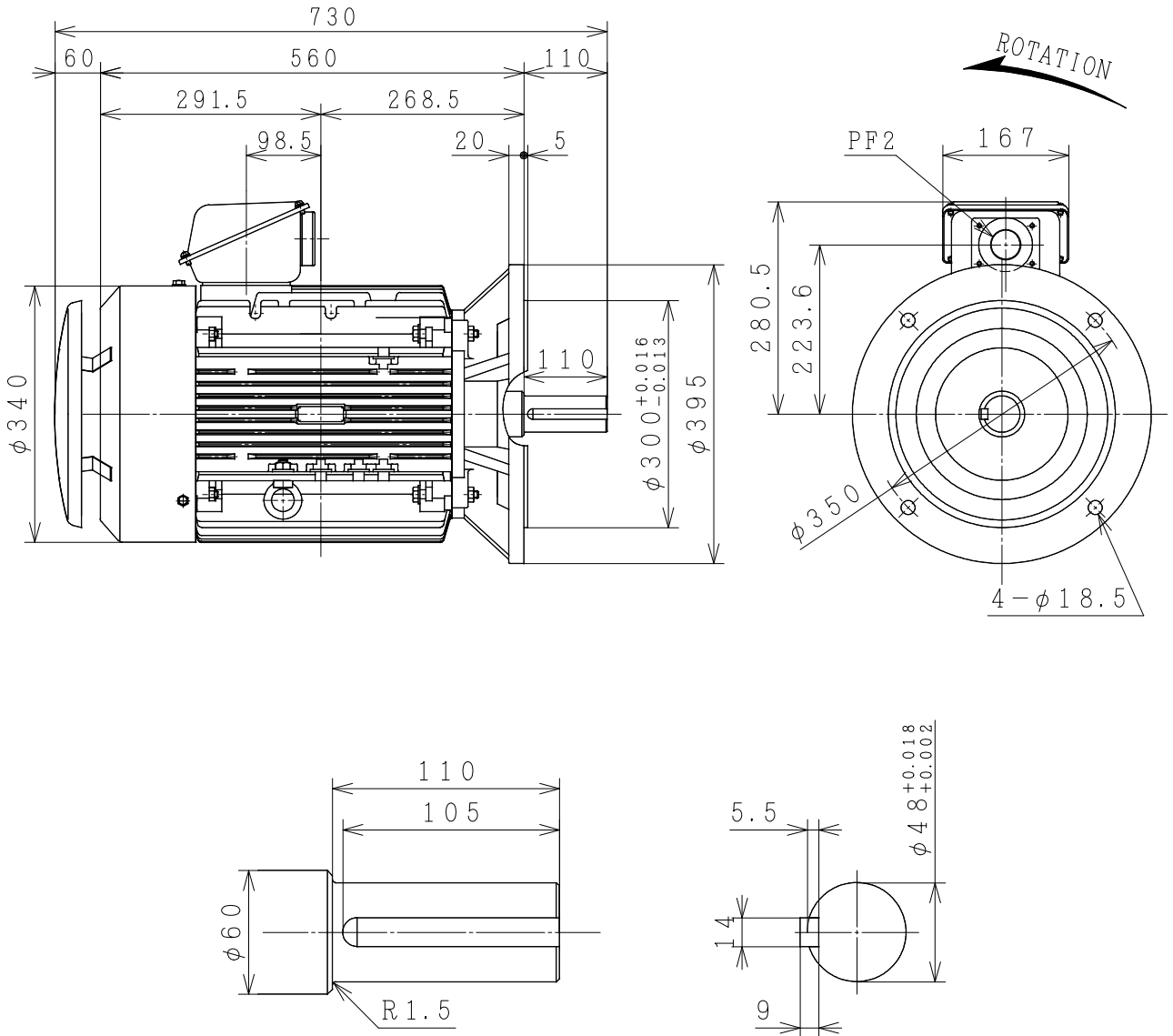


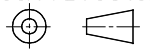
THREE-PHASE INDUCTION MOTOR

OUTPUT	TYPE	FORM	RATING	VOLTAGE (V)	FREQ. (Hz)	SYNC. SPEED (min ⁻¹)	POLES	INS. CLASS	MASS (kg)
30HP	VTFO	KK	S1	380/415	50	3000	2	F	135
25HP	VTFO	KK	S1	380/415	50	1500	4	F	138
30HP	VTFO	KK	S1	380/415	50	1500	4	F	140
20HP	VTFO	KK	S1	380/415	50	1000	6	F	142



PROTECTION: IP55

PROJECTION



CUSTOMER			QTY.	ORDER No.	WORK No.	REV.
DWN.	S. Sakda	30-06-07	<div style="font-size: 2em; font-weight: bold; margin-bottom: 5px;">DIMENSIONS</div> <div style="font-weight: bold; margin-bottom: 5px;">HITACHI</div> <div style="font-size: 0.8em; margin-bottom: 5px;">Hitachi Industrial Technology (Thailand), Ltd.</div>		HITT WORKS DWG. No.	SH.
CHKD.	P. Damrongsak	}			4HTD03119	
APPD.	M. KAMIZONO					
FRAME SIZE			VTFOD-FF350 (180M)			

HITACHI

MANUFACTURER'S TEST REPORT OF INDUCTION MOTOR

MESSRS		ORDER No	
--------	--	----------	--

SPECIFICATION FOR MOTOR

OUT PUT(HP)	30	POLES	2	TYPE-FORM	VTFO-KK
FREQUENCY(HZ)	50/50	VOLTAGE(V)	380/415	CURRENT(A)	41.0/41.0
PHASES	3	RATING	S1	INSULATION	F
TANDARD	JEC-2137-2000	SECONDARY VOLTAGE(V)	—	SECONDARY CURRENT(A)	—
COOLING	IC411	PROTECTION	IP55	SPEED(min ⁻¹)	2920/2920

MFG No	FREQUENCY (HZ)	NO-LOAD TEST			LOCKED ROTOR TEST		
		VOLTAGE(V)	CURRENT(A)	INPUT(W)	VOLTAGE(V)	CURRENT(A)	INPUT(W)
	50	380	13.41	1020.0	53.0	40.0	1810.0
	50	415	19.45	1360.0	53.0	40.0	1810.0

(3) WINDINGS RESISTANCE (BETWEEN LINES) STATOR 115°C 0.35000(Ω)

(4) LOAD CHARACTERISTICS

LOAD(%)	CURRENT(A)	EFFICIENCY(%)	POWERFACTOR(%)	SLIP(%)
25	16.82/21.67	83.2/79.0	59.7/44.6	0.3/0.3
50	23.55/26.56	89.4/87.1	79.4/66.0	0.7/0.6
75	31.80/33.12	90.9/89.5	86.7/77.2	1.0/0.8
100	40.95/40.73	91.0/90.3	89.7/83.0	1.4/1.1
125	50.85/89.11	90.6/90.3	90.7/86.1	1.7/1.5

(5) MAXIMUM OUT PUT(%) STARTING CURRENT(A) STARTING TORQUE(%)

279/327 319.5/351.0 279/341

(6) TEMPERATURE RISE TEST (R)-RESISTANCE METHOD

STATOR WINDINGS(K)	FRAME(K)	ROTOR WINDINGS(K)
56.5/56.5 (R)	27.5/27.5	

(7) INSULATION RESISTANCE BY 500V MEGGER

100MΩ

(8) WITHSTAND STATOR WINDINGS TO CORE

1900V 1MIN WITHSTOOD

VOLTAGE TEST ROTOR WINDINGS TO CORE

— V 1MIN WITHSTOOD

(9) CONSTRUCTION, DIMENSION, PAINTING, OTHER PARTS

SATISFACTORY

HITACHI INDUSTRIAL TECHNOLOGY (THAILAND) LTD.	CHECKED BY	T.SHIMOZONO
	DATE	9-JUNE-2015

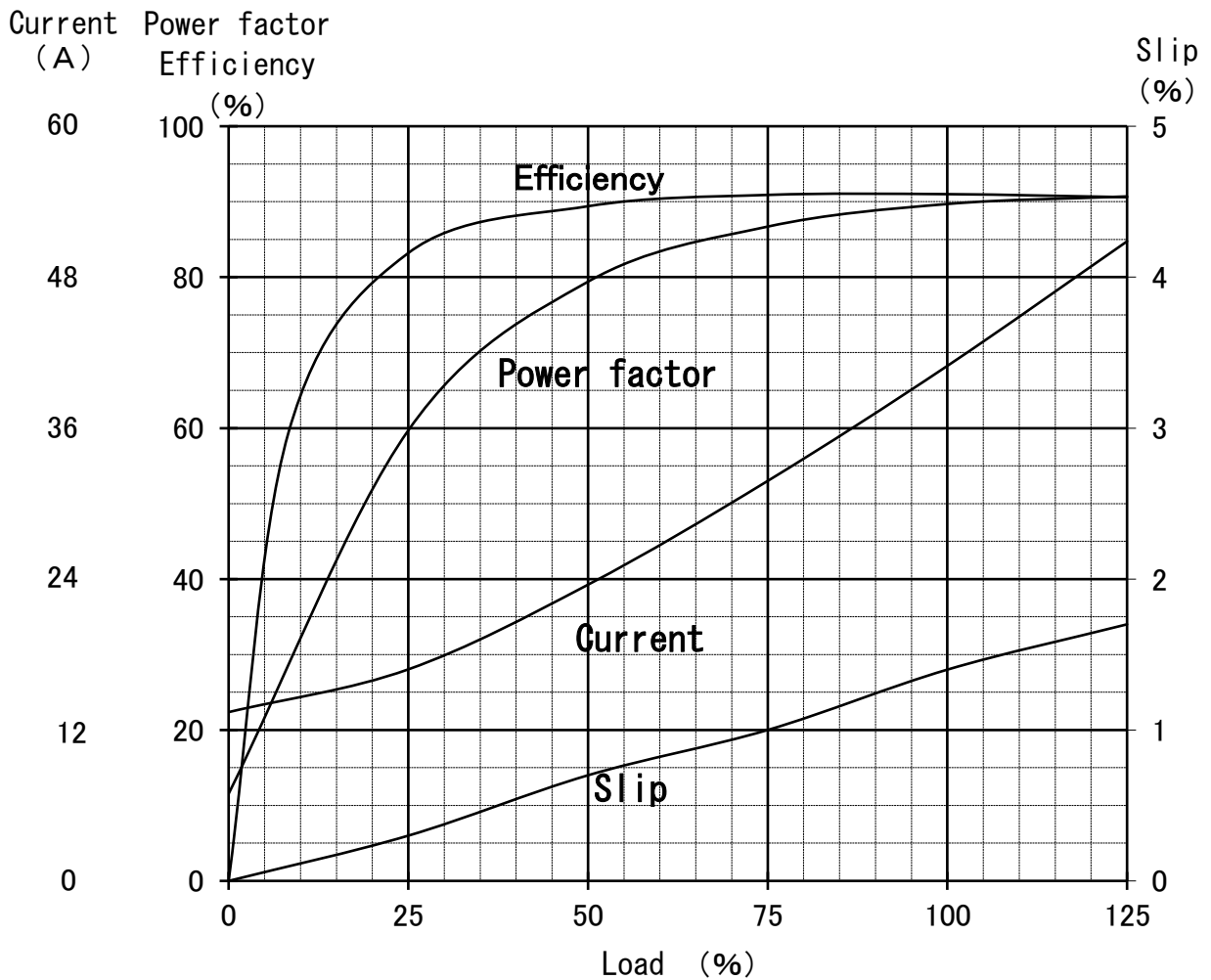
REP.No.RP10076

Three Phase Induction Motor Characteristic Curve

Hitachi Industrial Technology(Thailand),Ltd

Power (HP)	30
Pole	2
Type-Form	TFO-KK,VTFO-KK
Voltage (V)	380
Frequency (Hz)	50
Protection	IP44,IP55

Load (%)	0	25	50	75	100	125
Current(A)	13.42	16.82	23.55	31.80	40.95	50.85
Efficiency(%)	0	83.2	89.4	90.9	91.0	90.6
Power factor(%)	11.5	59.7	79.4	86.7	89.7	90.7
Slip (%)	0	0.3	0.7	1.0	1.4	1.7



Speed-Torque, Current Curve

30HP (V) TF0-KK 2P
380/415V 50Hz
IP44/IP55

