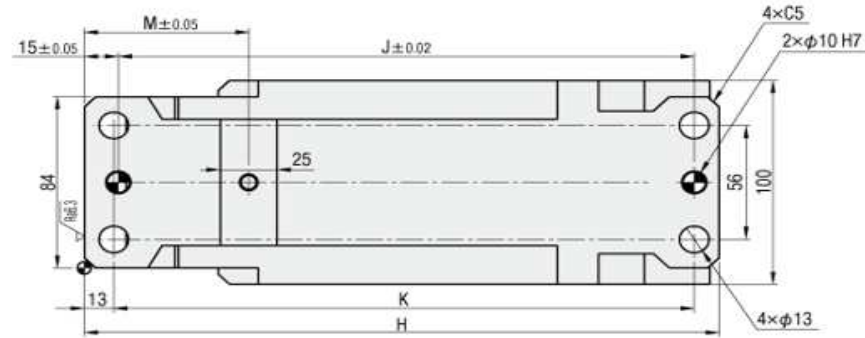
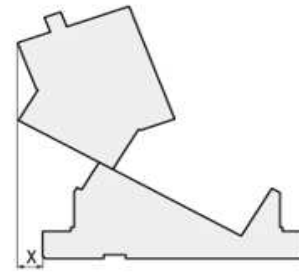


CAMRISE Series Cam for Pierce/Trim/Flange - Long Stroke - CB-L100

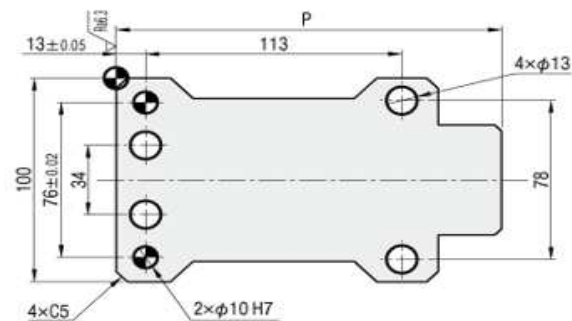
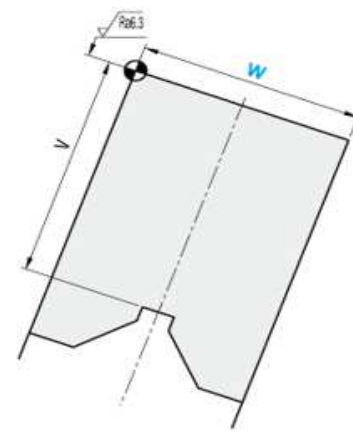
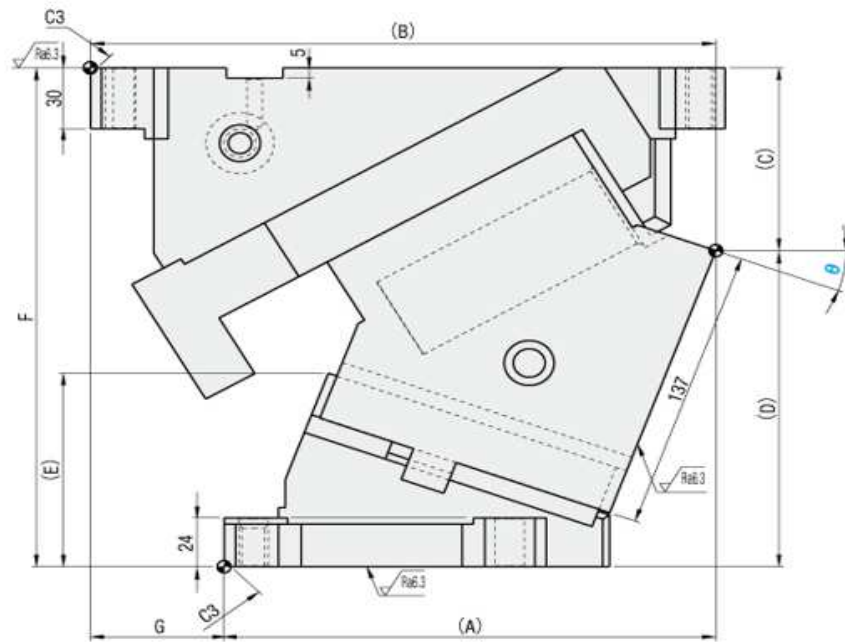
Outline drawing/Product specifications



■ Rear Extraction Space



⚠ When installing in the mold, ensure sufficient rear extraction space.



W	θ	(A)	(B)	(C)	(D)	(E)	F	G	H	J	K	V	P	M	X (ISO/GK)
100	00	167.00	260.00	63.00	182.00	67.0		93	260	234	236				0
	05	178.96	266.96	69.88	175.12	72.5		88	265	239	241			112.5	1.0
	10	190.58	270.58	75.66	169.34	79.9		80	270	244	246				9.9
	15	203.88	273.88	82.31	162.69	87.1		70	275	249	251				16.9
	20	216.87	275.87	89.79	155.21	94.0		59	280	254	256				27.0
	25	227.56	277.56	97.08	147.92	101.6		50				108			37.7
	30	235.97	274.97	105.16	139.84	108.7		39							50.4
	35	246.13	272.13	115.00	130.00	114.4		26	285	259	261				60.8
	40	252.04	267.04	123.59	121.41	121.4		15					165		71.0
	45	256.75	265.75	131.89	113.11	128.7		9	290	264	266				74.7
	50	264.26	266.26	146.90	103.10	134.5	250	2					160		74.1
	55	273.55	261.55	150.56	109.44	140.2	260	-12				110	155	102.5	82.4
	60	280.64	255.64	156.44	113.56	147.5		-25	295	269	271				88.1
	65	291.60	252.60	155.42	114.58	150.9	270	-39					115		93.4
	70	305.82	250.82	157.09	112.91	157.2		-55					120		101.5

Stroke S	Working Force kN (tonf)			Coil Spring			Gas Spring		Total weight Kg	Cam slider weight Kg	Tool mounting weight Kg	Model	W	θ
	Standard (1Million times)	Conditional (1Million times)	Max. (300,000 times)	Initial load N (kgf)	Final load N (kgf)	Model	Final load N (kgf)	Model						
35.4									29.1					00
39.0									29.0					05
42.8									28.7					10
46.6									28.5					15
50.7									28.5					20
55.0				275 (28.0)	5701 (582)	TF40X100	6836 (698)	GSV500-63	28.4	10.7	8.3			25
59.7									28.2					30
64.9									28.2					35
70.7	77.4 (7.9)	116.1 (11.8)	139.2 (14.2)			TH40X75			28.1					40
77.5									28.2					45
85.6									28.9					50
81.9				252 (25.7)	5560 (567)	TF40X90	6993 (714)	GSV500-50	30.1	11.9	7.1			55
82.0				402 (41.1)			6693 (683)		31.0	12.6	6.4			60
82.8				336 (34.3)	5387 (550)	TF40X80	6930 (707)	GSV500-38	31.4	13.0	6.0			65
81.9				283 (28.9)	5162 (527)	TF40X70	6803 (694)	GSV500-32	32.1	13.4	5.6			70

Alteration	Code	Spec.
	K	Addition of positioning key (1 Hexagon socket head bolt M8x15 included)
	GK	Spring type change Coil Spring / Gas Spring
	NGK	Without gas spring
	NF	No gas spring filled with nitrogen gas ⚠ Applicable to only spring type GK