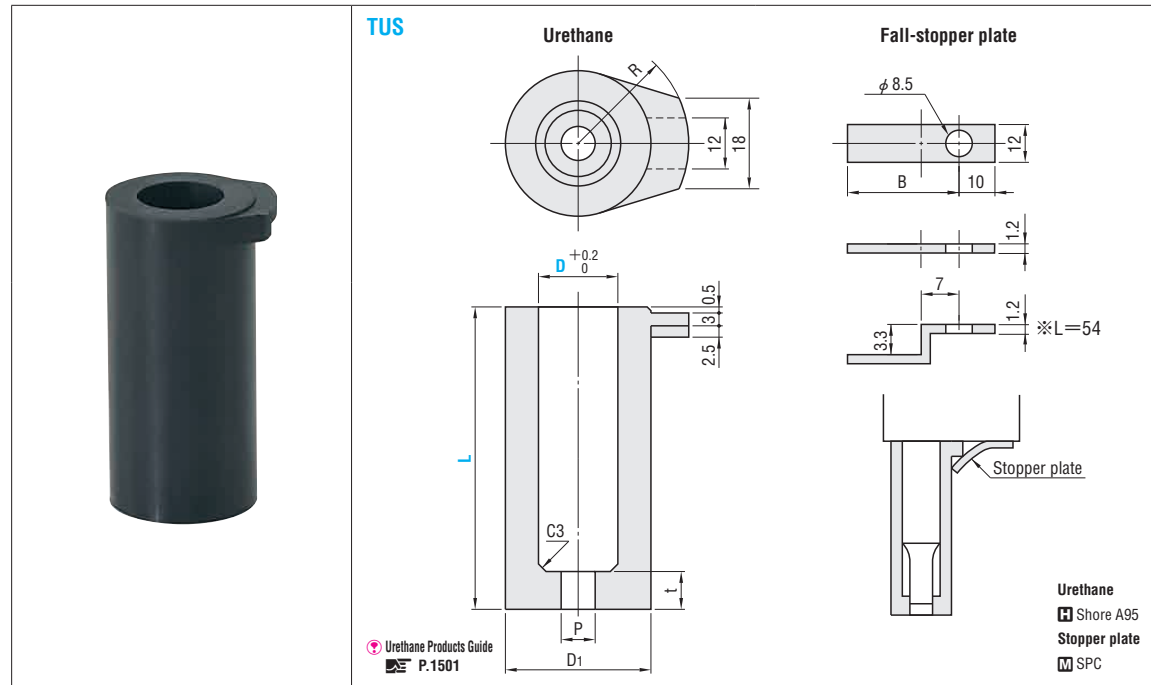


URETHANE STRIPPERS

URETHANE STRIPPERS



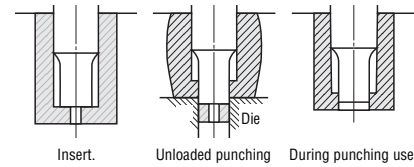
D	D ₁	R	P	t	B	Applicable retainer types	N(kgf) Load		Catalog No.	Base unit price			
							F=L×10%	F=L×15%					
10	18	13	3.5	6	16	①	981(100)	1373(140)	10-54	Quotation			
					17.5	②					10-59		
					24.5	①						10-61	
					17.5	②							10-66A
					24.5	①							
13	23	15.5	3.5	6	17.5	②	1569(160)	1961(200)	13-59	Quotation			
					22.0	①			13-61				
					17.5	②			13-66A				
15	25	16.5	4	6	12.5	①	1863(190)	2256(230)	13-66B	Quotation			
					17.5	②			15-54				
16	28	18	4	6	17.5	②	2452(250)	2942(300)	16-59	Quotation			
					12.5	①			16-66				
20	33	20.5	4	7	12.5	①	3040(310)	3727(380)	20-54	Quotation			
					17.5	②			20-59				
					17.5	②			20-66				
25	40	24	4	7	20.5	②	4119(420)	5099(520)	25-59	Quotation			
					20.5	②			25-66				

Applicable retainer types: ① Single fixing-bolt type P.739-P.740 ② Triangular type P.745-P.746 Load (kgf) = Load (N) × 0.101972

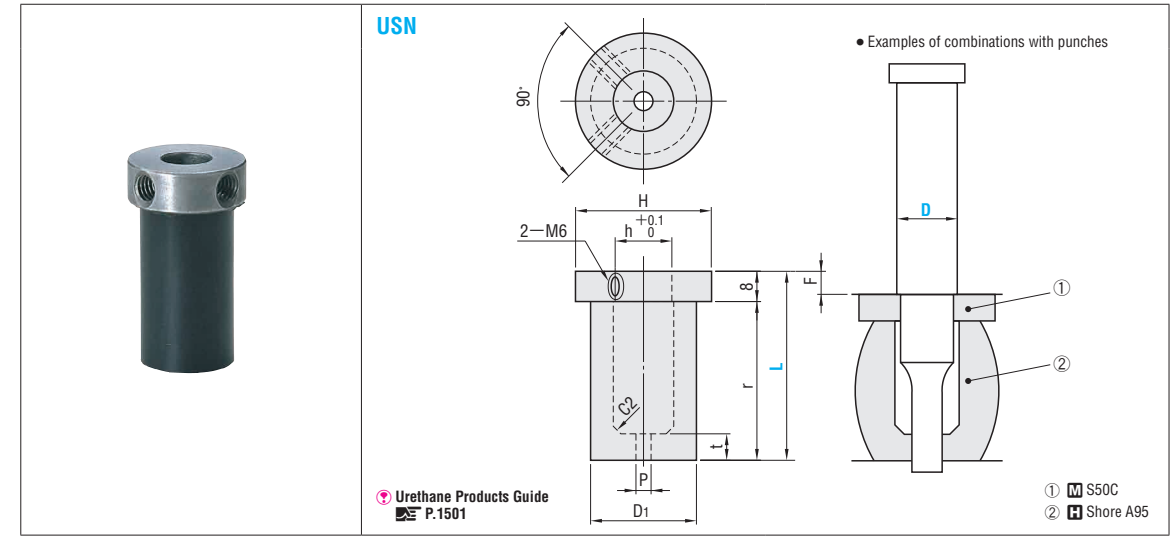
Order **Catalog No.** TUS 10-59 **Days to Ship** **Quotation**

Price **Quotation**

At the time of die adjustment, prepare the urethane stripper by performing unloaded punching so that its shape matches the punch tip before use. (Can also be used for shaped punches.)



Type	Retainer
①	SP-APS · SPARS
	SP-FPS · SPFRS
	TP-APS · TPARS
	TP-FPS · TPFRS
②	25CRN-AP · 25CRNAR
	25CRN-FP · 25CRNFR
	CRN-AP · CRNAR
	CRN-FP · CRNFR



F=ℓ×10%	F=ℓ×15%	F=ℓ×20%	Punch diameter D	D ₁	P	t	h	H	L	Catalog No.		L	Base unit price						
										Type	Nominal size								
3.2	4.8	6.4	10	18	3.5	6	9.2	23	40	USN	10	40	Quotation						
4.2	6.3	8.4							50										
3.2	4.8	6.4							13					23	4	6	12.2	23	40
4.2	6.3	8.4																	50
3.2	4.8	6.4																	16
4.2	6.3	8.4							50										
3.2	4.8	6.4	20	33	4	7	19.2	33	40										
4.2	6.3	8.4							50										
3.2	4.8	6.4							25	40	5	7	24.2	40	40				
4.2	6.3	8.4	50																
3.2	4.8	6.4	32	50	5	7	31.2	50	40										
4.2	6.3	8.4							50										

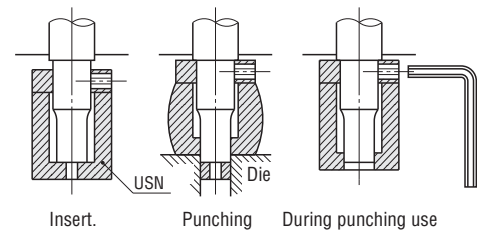
Order **Catalog No.** USN 16 - 50

Days to Ship **Quotation**

Price **Quotation**

At the time of die adjustment, prepare the urethane stripper by performing unloaded punching so that its shape matches the punch tip before use. (Can also be used for shaped punches.)

The punch must be modified for urethane stripper installation (alteration code UC).



Select retainers: P.749