

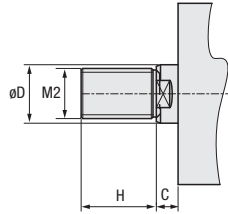
HYDRAULIC CYLINDER - COMPACT

— Compact (Single Rod Type) SD 70 • 140kgf/cm² Basic Type —

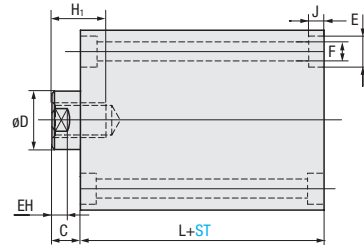
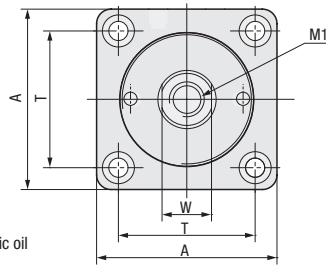
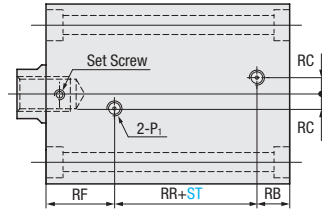


K-HC-SD70 / K-HC-SD140

[IS]



[IN]



Body (tube) : S45C
 Rod : S45C+Cr plating
 Piston : AL7075
 Rod End Cap : AL7075
 Applicable operating fluid : General mineral hydraulic oil
 Operating pressure range : 3~70(140)kgf/cm²
 Operating speed range : 8~100mm/sec
 Operating temperature range : -10~80°C

▲ Component : 1 lock nut (IS Type Only)

Internal Diameter	Rod B Type				A	T	W	(*) L	H ₁	C	EH	E	F	J	(*) RR	RF	(*) RB	RC	P ₁
	D	H	M1	M2															
32	18	25	M12×P1.75	M16×P1.5	62	47	14	54	15	10	7	11	6.6	6.5	14	28	12	10	PT1/4
40	22	30	M16×P2	M20×P1.5	70	52	19	55	20	10	7	14	9	8.6	16	27	12	10	PT1/4
50	28	35	M20×P2.5	M24×P1.5	80	58	24	60	24	11	8	17.5	11	10.8	19	28	13	10	PT1/4
63	35	45	M27×P3	M30×P1.5	94	69	30	67	33	13	9	20	14	13	24	30	13	10	PT1/4
80	45	60	M30×P3.5	M39×P1.5	114	86	41	78	36	17	14	23	16	15.2	25	35	18	15	PT3/8
100	55	75	M39×P4	M48×P1.5	140	105	50	110	45	20	14	26	18	17.5	35	50	25	18	PT1/2
125	70	95	M48×P5	M64×P2.0	170	130	65	155	50	25	18	32	22	21.5	47	70	38	23	PT3/4

⚠ When the internal diameter is set at 32 • 40 & ST101 or more, then dimensions marked with (*) in the above table will change as shown in the table below.

Part Number		Internal Diameter	1mm increments		Rod End	
TYPE	No.		ST		M	
					Female Screw	Male Screw
K-HC (Single Rod Type)	SD70 SD140	32	5 ≤ ST ≤ 100 (*) 101 ≤ ST ≤ 200		IN	IS
		40	⚠ When the internal diameter is set at 32 • 40 & ST101 or more, then dimensions marked with (*) in the above table will change as shown in the table below.			
		50				
		63				
		80				
		100				
		125	5 ≤ ST ≤ 200			



Order

Part Number — Internal Diameter — ST — M

K-HC-SD70 — 40 — 80 — IN
 K-HC-SD140 — 50 — 100 — IS

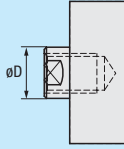
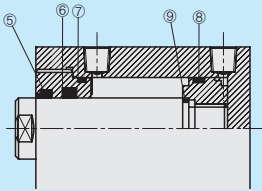




Days to Ship

Quotation

■ (*) Table of dimensions changed from Internal Diameter 32 • 40 & ST101 or more.

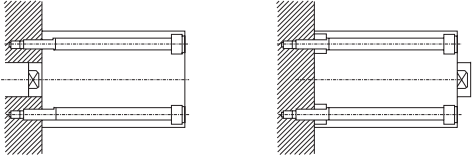
Internal Diameter	L	RR	RB
32	72	16	28
40	72	18	27

Alterations	Code	Spec.																																															
	CRD	<p>CRD = Rod C series</p> <table border="1" style="width: 100%; border-collapse: collapse;"> <thead> <tr> <th rowspan="2">Internal Diameter</th> <th colspan="5">Rod C Type</th> </tr> <tr> <th>D</th> <th>H</th> <th>M1</th> <th>M2</th> <th>W</th> </tr> </thead> <tbody> <tr> <td>40</td> <td>18</td> <td>25</td> <td>M12×P1.75</td> <td>M16×P1.5</td> <td>14</td> </tr> <tr> <td>50</td> <td>22</td> <td>30</td> <td>M16×P2</td> <td>M20×P1.5</td> <td>19</td> </tr> <tr> <td>63</td> <td>28</td> <td>35</td> <td>M20×P2.5</td> <td>M24×P1.5</td> <td>24</td> </tr> <tr> <td>80</td> <td>35</td> <td>45</td> <td>M27×P3</td> <td>M30×P1.5</td> <td>30</td> </tr> <tr> <td>100</td> <td>45</td> <td>60</td> <td>M30×P3.5</td> <td>M39×P1.5</td> <td>41</td> </tr> <tr> <td>125</td> <td>55</td> <td>75</td> <td>M39×P4</td> <td>M48×P1.5</td> <td>50</td> </tr> </tbody> </table> <p>⊗ Internal diameter 32 is not available</p>	Internal Diameter	Rod C Type					D	H	M1	M2	W	40	18	25	M12×P1.75	M16×P1.5	14	50	22	30	M16×P2	M20×P1.5	19	63	28	35	M20×P2.5	M24×P1.5	24	80	35	45	M27×P3	M30×P1.5	30	100	45	60	M30×P3.5	M39×P1.5	41	125	55	75	M39×P4	M48×P1.5	50
Internal Diameter	Rod C Type																																																
	D	H	M1	M2	W																																												
40	18	25	M12×P1.75	M16×P1.5	14																																												
50	22	30	M16×P2	M20×P1.5	19																																												
63	28	35	M20×P2.5	M24×P1.5	24																																												
80	35	45	M27×P3	M30×P1.5	30																																												
100	45	60	M30×P3.5	M39×P1.5	41																																												
125	55	75	M39×P4	M48×P1.5	50																																												
	VIT	<p>VIT = Fluorine rubber seal change for high temperature ⚠ Destruction temperature is 120°C</p>																																															

 Alterations  **Part Number** — **Internal Diameter** — **ST** — **M** — (CRD-VIT...etc)
 K-HC-SD70 — 40 — 80 — IN — CRD
 K-HC-SD140 — 50 — 100 — IS — CRD — VIT

 Days to Ship **Quotation**

■ **Mounting method**



■ **Terms & Conditions:**

- 🔴 Warranty period: 1 year (based on the date of MISUMI shipment)
 ※ Check the warranty policy for details.
- 🔴 If the internal part of the cylinder is damaged due to the use of contaminated oil (mixing iron, chips, etc.), repair cost will be charged regardless of the warranty period.
- 🔴 For the buckling load, please check reference data.
- 🔴 At the time of mounting, please align the centre of the rod's axis with the direction of load's motion accurately. If the centre is shifted, it may cause malfunction, leakage, packing damage and cylinder damage.
- 🔴 When using extreme cold, extreme high temperature, extreme low pressure, and extreme high pressure, please contact us before ordering. Packing and seal changes are required depending on the environment.
- 🔴 If a problem occurs during use, send the hydraulic cylinder without disassembling it for easy identification.