

NEW

CHAIN SLING SET

Set Products

*Safety factor 1:5

Chain Sling Set (1-leg chain sling)

S-MG1-EGKNA



S-MG1-GBK




Ⓜ A set consists of 3 components

Part Number	WLL (t) 90°	Shortening function	① Master link		② Chain		③ Hook		Total Length (mm)	Length increment	
			Type	WLL (t)	Type	WLL (t)	Type	WLL (t)			
S-MG1-EGKNA-6	1.1	Yes	S-MG	1.1	S-KLA	1.1	S-EGKNA	1.1	1500	500	
S-MG1-EGKNA-8	2			2				2	2	1500	500
S-MG1-GBK-6	1.1			1.1				S-GBK	1.1	1500	500
S-MG1-GBK-8	2			2					2	2	1500

*Safety factor 1:5

Chain Sling Set (2-leg chain sling)

S-MG2-EGKNA



S-MG2-GBK



Ⓜ A set consists of 3 components

Part Number	WLL (t) 60°	Shortening function	① Master link		② Chain		③ Hook		Total Length (mm)	Length increment	
			Type	WLL (t)	Type	WLL (t)	Type	WLL (t)			
S-MG2-EGKNA-6	1.9	Yes	S-MGD	1.1	S-KLA	1.1	S-EGKNA	1.1	1500	500	
S-MG2-EGKNA-8	3.4			2				2	2	1500	500
S-MG2-GBK-6	1.9			1.1				S-GBK	1.1	1500	500
S-MG2-GBK-8	3.4			2					2	2	1500



Order

Part Number
S-MG1-GBK-6
S-MG2-EGKNA-8



Days to Ship


Quotation



Price

Quotation

Flexi-Leg Function
Instantly switch the Leg
Able to switch the chain leg
from 1 leg to 4 leg



Greater WLL
Higher by 20%
Compared with general model,
WLL is higher by 20%
in the same size

6mm: 0.9t	6mm: 1.1t
8mm: 1.6t	8mm: 2.0t
10mm: 2.5t	10mm: 3.2t

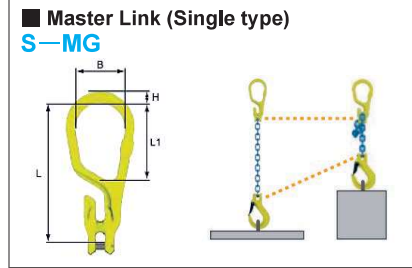
Chain Shortening Function
Built-in Shortening Function
Master Link S-MG, S-MGD
enable you to adjust chain length
on the spot without any extra tools



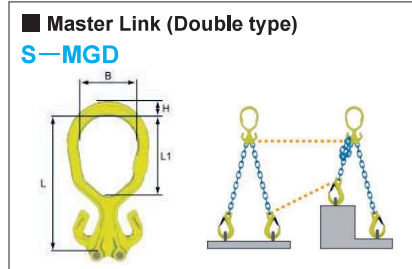
Less Components Solution
Clevis Type Connection
Directly combine components with chain.
NO coupling link needed.



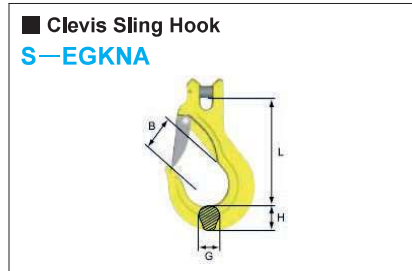
■ Components



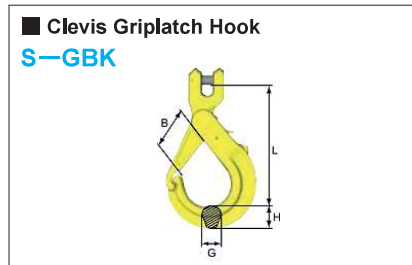
Part Number	Dimensions				WLL (t)	Chain D (mm)	Weight (kg)
	L	L1	B	H			
S-MG-6	145	88	60	15	1.1	6	0.5
S-MG-8	171	92	60	18	2	8	0.9
S-MG-10	211	113	75	22	3.2	10	1.8
S-MG-13	261	136	90	26	5.2	13	3.5
S-MG-16	311	157	105	31	8	16	6.1



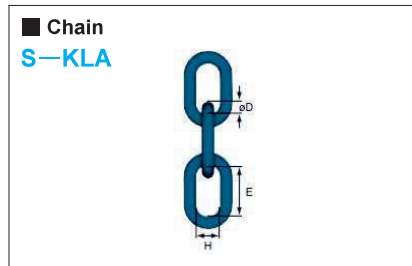
Part Number	Dimensions				WLL (t)		Chain D (mm)	Weight (kg)
	L	L1	B	H	60°	90°		
S-MGD-6	144	90	60	17	1.9	1.5	6	0.7
S-MGD-8	170	100	75	21	3.4	2.8	8	1.3
S-MGD-10	211	124	90	24	5.5	4.5	10	2.3
S-MGD-13	262	148	105	29	9	7.3	13	5
S-MGD-16	309	175	120	35	13.8	11.3	16	7.9



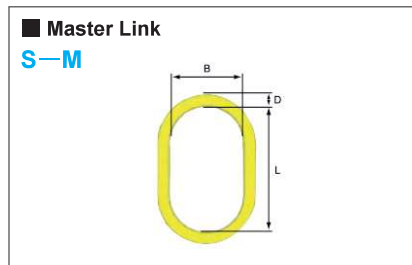
Part Number	Dimensions				WLL (t)	Chain D (mm)	Weight (kg)
	L	B	G	H			
S-EGKNA-6	86	24.5	17	20	1.1	6	0.4
S-EGKNA-8	95	28	17	23	2	8	0.5
S-EGKNA-10	121	35	23	30	3.2	10	1
S-EGKNA-13	145	42	28	38	5.2	13	2
S-EGKNA-16	170	52	36	46	8	16	3.8
S-EGKNA-20	209	61	42	59	12.8	20	7.6



Part Number	Dimensions				WLL (t)	Chain D (mm)	Weight (kg)
	L	B	G	H			
S-GBK-6	87	26	15	17	1.1	6	0.4
S-GBK-8	119	37	20	22	2	8	0.8
S-GBK-10	149	47	22	29	3.2	10	1.3
S-GBK-13	172	53	29	38	5.2	13	2.7
S-GBK-16	219	62	37	48	8	16	5.5



Part Number	Length increment	Dimensions			WLL (t)	Chain D (mm)	Weight (kg)
		D	E	H			
S-KLA-6	1000 ~ 5000	6	18	8.9	1.1	6	0.8
S-KLA-8		8	24	11	2	8	1.4
S-KLA-10		10	30	14	3.2	10	2.3
S-KLA-13		13	39	18	5.2	13	3.8
S-KLA-16		16	48	22	8	16	5.6



Part Number	Chain D (mm)		Dimensions			WLL (t)	Weight (kg)
	1-Leg	2-Leg	L	B	D		
S-M-13	13	10	150	90	19	5	1
S-M-1613	16	13	190	110	28	10	2.8
S-M-19	20	16	200	120	30	12	3.5
S-M-2622	26	22	250	150	42	28	7.8
S-M-32	32	22	300	180	45	30	11.7



Order

Part Number

S-MG-6
S-KLA-10
S-EGKNA-8



Days to Ship

Quotation



Price

Quotation

MOLD MAINTENANCE RELATED PRODUCTS