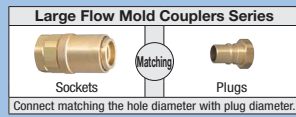
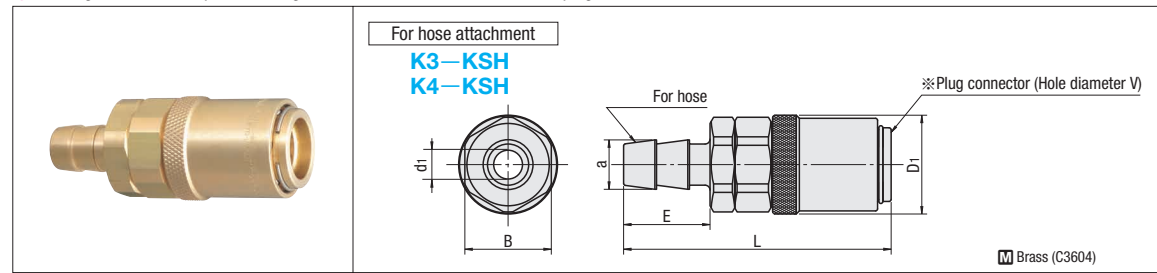


LARGE FLOW MOLD COUPLERS

—SOCKETS • PLUGS—

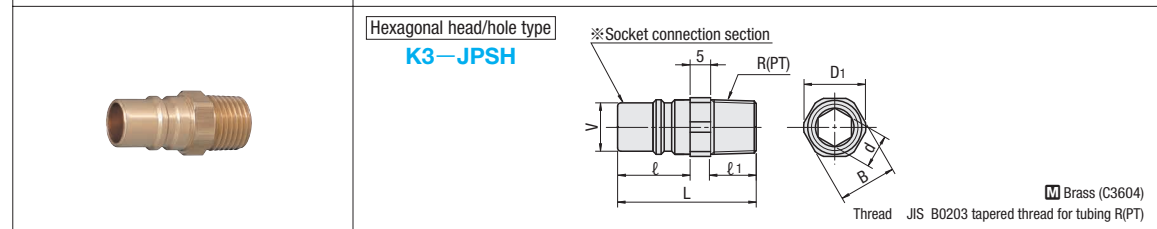
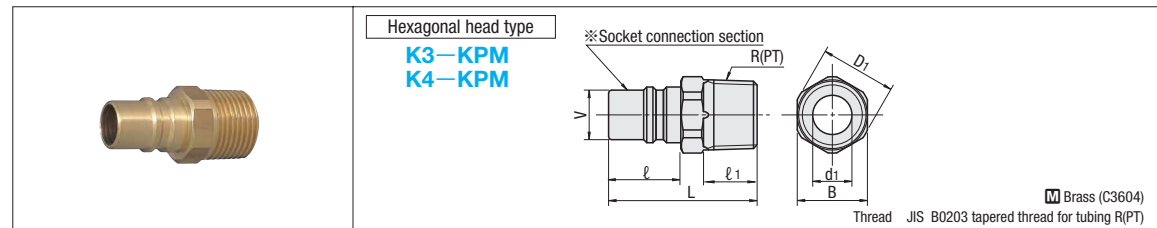


- Please note that large flow mold coupler is not applicable to normal mold coupler.
- Use large flow mold coupler matching with the diameter size of socket and plug.



Matching Plug	Plug connection parts		L	d ₁	Allen side B	For hose		Part Number Type	No.	U/Price 1~9
	Hole diameter V	D ₁				a	E			
Tip diameter V=11.5	11.5	24	65	7	21	12	21	K3—KSH	3	Quotation
			67	10		15			4	
Tip diameter V=15.4	15.4	32	82	10	29	15	23	K4—KSH	4	

- Matching plugs: MISUMI's large flow mold couplers Nitto's large flow mold couplers
 - Matching Joint Plug Connections **P.1045**
 - Use in atmospheric pressure 980kPa (10kgf/cm²) or lower.
 - Please note that matching plug of K3—KSH is V=11.5 and that of K4—KSH is different by V=15.4.
 - Please note that large flow mold coupler is not applicable to normal mold coupler.
- K3—KPM (Ex.K3—KPM2) • K4—KPM • K3—JPSH (Ex.K3—JPSH2) **Below**
K3—□□PM (Ex.K3—03PM) • K4—□□PM
Guide for Sockets • Plugs **P.1047 • 1048 • 1317~1320**
Keep water temperature under 80°C.



Matching Sockets	Socket connection parts		L	D ₁	Allen side B	Inner dia. d ₁	Hexagonal wrench socket ∅d	Tapered thread R(PT)	ℓ ₁	Part Number		U/Price 1~9
	V	ℓ								Type	No.	
Hole diameter V=11.5	11.5	17.5	36	15.5	14	9	—	1/4	13	K3—KPM	2	Quotation
								3/8				
Hole diameter V=15.4	15.4	21.5	46	24	22	9.5	—	1/2	17	K4—KPM	4	
Hole diameter V=11.5	11.5	17.5	33.5	15.5	14	—	∅8	1/4	11	K3—JPSH	2	

- Matching plugs: MISUMI's large flow mold couplers Nitto's large flow mold couplers
 - Matching Joint Plug Connections **P.1045**
 - Use in atmospheric pressure 980kPa (10kgf/cm²) or lower.
 - Please note that matching sockets of K3—KPM • K3—JPSH is V=11.5 and that of K4—KPM is different by V=15.4.
 - Please note that large flow mold coupler is not applicable to normal mold coupler.
- K3—KSH (Ex.K3—KSH3) • K4—KSH **Above**
K3—□□SH (Ex.K3—03SH) • K4—□□SH
Guide for Sockets • Plugs **P.1047 • 1048 • 1317~1320**

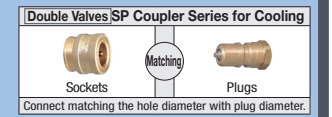
Order **Part Number**
K3—KSH3
K4—KPM4

Days to Ship **Quotation**

P Price **Quotation**

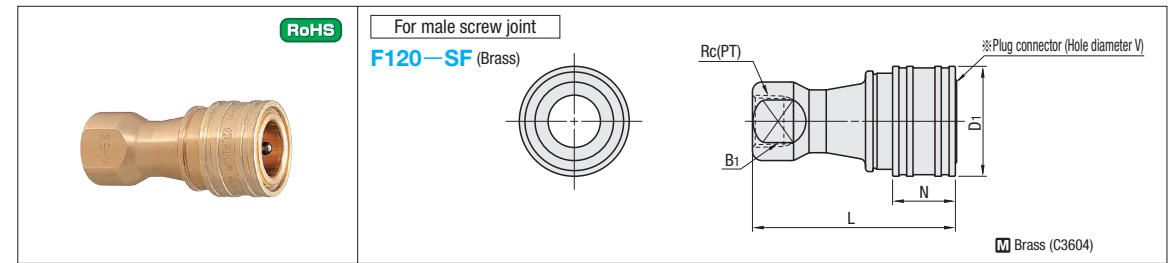
DOUBLE VALVES SP COUPLERS FOR COOLING

—SOCKETS • PLUGS—



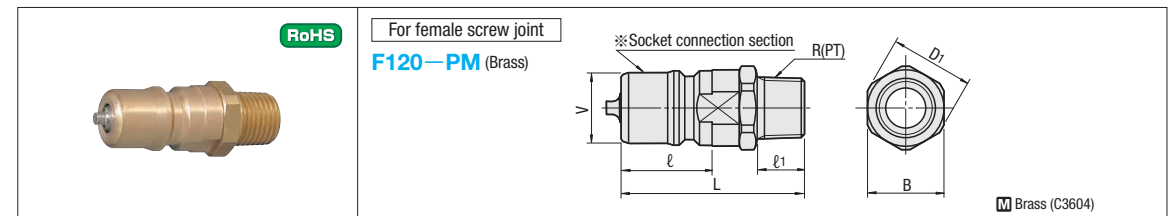
- Use SP coupler series for cooling matching with the diameter size of socket and plug.

Non JIS material definition is listed on P.1351 - 1352

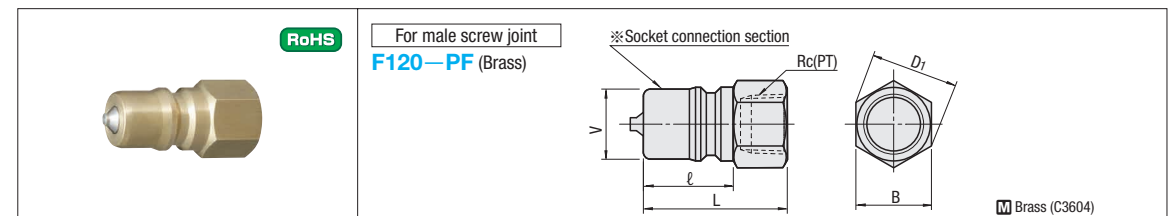


Matching Plug	Plug connection parts			L	Dihedral side B ₁	Tapered female thread Rc(PT)	Part Number		U/Price 1~9
	Hole diameter V	N	D ₁				Type	No.	
SP couplers Tip diameter V=11	11	15.3	24	48	14	1/8	F120—SF (Brass)	1	Quotation
SP couplers Tip diameter V=14	14	17.5	28	58	19	1/4		2	
SP couplers Tip diameter V=19	19	20	35	65	21	3/8		3	
SP couplers Tip diameter V=23.5	23.5	25.5	45	72	29	1/2		4	

- Matching plugs: MISUMI's SP couplers for cooling Nitto's SP couplers □P (Ex.3P)
 - Matching Joint Plug Connections **P.1045**
 - Use in atmospheric pressure 980kPa (10kgf/cm²) or lower.
 - For SP couplers for cooling, there are automatic open/close valves in socket and plug respectively due to the structure of double valves.
- F120—PM (Ex.F120—PM2) • SF120—PM • F120—PF (Ex.F120—PF2) • SF120—PF **Below • P.1067**
Guide for Sockets • Plugs **P.1047 • 1048 • 1317~1320**
Keep water temperature under 120°C.



Matching Sockets	Socket connection parts		L	D ₁	Allen side B	Tapered male thread R(PT)	ℓ ₁	Part Number		U/Price 1~9
	V	ℓ						Type	No.	
SP couplers Tip diameter V=11	11	19	39.5	15.5	14	1/8	10	F120—PM (Brass)	1	Quotation
SP couplers Tip diameter V=14	14	22	43.5	18.5	17	1/4	13		2	
SP couplers Tip diameter V=19	19	25	50.4	23	21	3/8	13		3	
SP couplers Tip diameter V=23.5	23.5	28	62	32	29	1/2	17		4	



Matching Sockets	Socket connection parts		L	D ₁	Allen side B	Tapered female thread Rc(PT)	Part Number		U/Price 1~9
	V	ℓ					Type	No.	
SP couplers Tip diameter V=14	14	22	36	18.5	17	1/4	F120—PF (Brass)	2	Quotation
SP couplers Tip diameter V=19	19	25	40	23	21	3/8		3	
SP couplers Tip diameter V=23.5	23.5	28	44	32	29	1/2		4	

- Matching sockets: MISUMI's SP couplers for cooling Nitto's SP couplers □S(Ex.2S)
 - Matching Joint Plug Connections **P.1045**
 - Use in atmospheric pressure 980kPa (10kgf/cm²) or lower.
 - For SP couplers for cooling, there are automatic open/close valves in socket and plug respectively due to the structure of double valves.
- F120—SF (Ex.F120—SF2) • SF120—SF **Above • P.1067**
Guide for Sockets • Plugs **P.1047 • 1048 • 1317~1320**
Keep water temperature under 120°C.

Order **Part Number**
F120—SF2
F120—PM2
F120—PF3

Days to Ship **Quotation**

P Price **Quotation**

Days to Ship **Quotation**

Cooling Components Quick Fitting Joints