PRECISION EJECTOR LEADER PINS

—INLAY TYPE—

RoHS

EGH

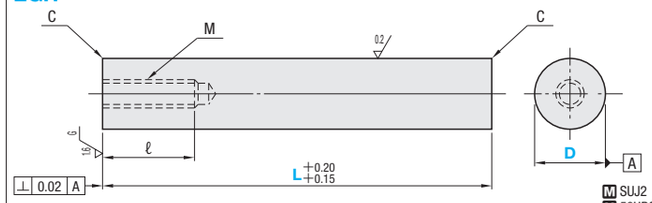

D	C
6～30	0.5
32～50	1.0

M SUJ2
H 58HRC～
(Induction hardening on D30 or larger)

Squareness of the end face is made 0.02mm or less.

D		M × Pitch	ℓ	Part Number Type	D	L 5mm increments	U/Price 1～9
6	−0.010 −0.015	M4 × 0.7	8	EGH	6	30～ 70	
						75～ 80	
8	−0.015 −0.020	M5 × 0.8	10		8	30～ 70	
						75～100	
10					10	30～ 70	
						75～100	
12	−0.020 −0.025	M6 × 1.0	12		12	40～ 70	
						75～100	
13					13	40～ 70	
						75～100	
						105～125	
						130～150	
16					16	40～ 70	
						75～100	
						105～125	
						130～150	
20	−0.025 −0.030	M8 × 1.25	16		20	40～ 70	
						75～ 90	
						95～110	
						115～130	
						135～150	
						155～175	
25					25	50～ 70	
						75～ 90	
						95～110	
						115～130	
						135～150	
						155～170	
						175～200	
						205～225	
						230～250	
30		M10 × 1.5	20		30	50～ 70	
						75～ 90	
						95～110	
						115～130	
						135～150	
						155～170	
						175～200	
						205～225	
						230～250	
						255～275	
						280～300	
32					32	50～ 70	
						75～ 90	
						95～110	
						115～130	
						135～150	
						155～170	
						175～200	
						205～225	
						230～250	
						255～275	
						280～300	

Quotation

D		M × Pitch	ℓ	Part Number Type	D	L 5mm increments	U/Price 1～9
35	−0.025 −0.030	M10 × 1.5	20	EGH	35	50～ 70	
						75～ 90	
						95～110	
						115～130	
						135～150	
						155～170	
						175～200	
						205～225	
						230～250	
						255～275	
						280～300	
40					40	50～ 70	
						75～ 90	
						95～110	
						115～130	
						135～150	
						155～170	
						175～200	
						205～225	
						230～250	
						255～275	
						280～300	
						305～325	
						330～350	
50					50	50～ 70	
						75～ 90	
						95～110	
						115～130	
						135～150	
						155～170	
						175～200	
						205～225	
						230～250	
						255～275	
						280～300	
						305～325	
						330～350	

Quotation

Order: Part Number — L
EGH25 — 75

Days to Ship: Quotation

Price: Quotation

Alterations: Part Number — L (LC) — (LKC・LKV・AVC)
EGH30 — LC129.9 — LKC

Example

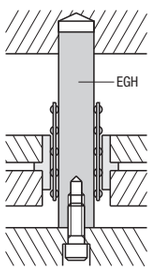

Pin: Inlay type
(with a tap)
Bushing: Ball type
P.973

Alterations	Code	Spec.	1Code
LC L	LC	Changes the full length. LC=0.1mm increments Lmin.<LC<Lmax.	Quotation
L T	LKC	Changes the full length tolerance. L +0.20 +0.15 ··· L≦200 ··· +0.02 0 200<L≦350 ··· +0.03 0	
	LKV	Changes the full length tolerance. L +0.20 +0.15 ··· +0.01 0 Not applicable to L>150 Combining LC makes designation of LC0.01mm increments possible.	
10 0.5±0.1	AVC	Air vent machining All D dimensions ··· Groove depth: 0.5±0.1 Groove width: 10±0.5	

All pieces are ground together when 4 pieces or less are ordered for LKC・LKV (Although the tolerance of L dimension is as indicated, its dispersion is kept within a 0.01 range.)

PRECISION EJECTOR LEADER PINS

—STRIKING TYPE—

Non JIS material definition is listed on P.1351 - 1352

RoHS

EGHC (Striking type with a tap and dowel hole)

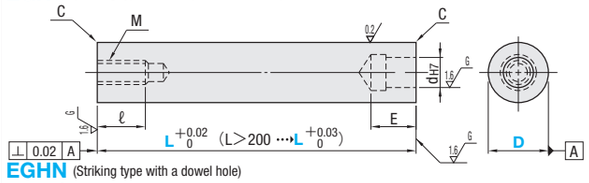

EGHN (Striking type with a dowel hole)

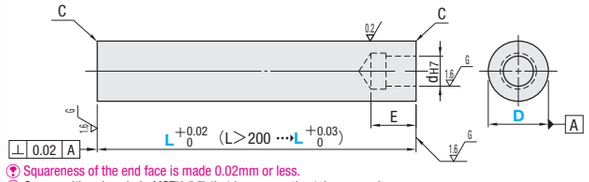

D	C
8～30	0.5
32～50	1.0

■ Supplied Dowel Pins

D	Dowel Pins
8	MSTH 5—25
10	
12	MSTH 6—30
13	
16	
20	MSTH 8—40
25	MSTH 10—40
30	MSTH 13—50
32	
35	
40	MSTH 16—50
50	

Squareness of the end face is made 0.02mm or less.
Comes with a dowel pin MSTH (h7) that has a negative tolerance value.

M SUJ2
H 58HRC～
(Induction hardening on D30 or larger)
A Dowel pin

D		M × Pitch	ℓ	dH7		E	Part Number Type	D	L 5mm increments	U/Price 1～9 EGHC	U/Price 1～9 EGHN
8	−0.015 −0.020	M5 × 0.8	10	5	+0.012 0	12	EGHC	8	40～ 70		
									75～ 80		
10								10	40～ 70		
									75～100		
12	−0.020 −0.025	M6 × 1.0	12	6		15		12	40～ 70		
									75～100		
13								13	40～ 70		
									75～100		
									105～125		
									130～150		
16								16	40～ 70		
									75～100		
									105～125		
									130～150		
20	−0.025 −0.030	M8 × 1.25	16	8		20	EGHC EGHN	20	50～ 90		
									95～120		
									125～150		
									155～175		
25				10	+0.012 0			25	50～ 90		
									95～120		
									125～150		
									155～200		
									205～230		
									235～250		
30		M10 × 1.5	20	13	+0.018 0	25		30	50～ 90		
									95～120		
									125～150		
									155～200		
									205～230		
									235～250		
									255～275		
									280～300		

Quotation

D		M × Pitch	ℓ	dH7		E	Part Number Type	D	L 5mm increments	U/Price 1～9
32	−0.025 −0.030	M10 × 1.5	20	13	+0.018 0	25	EGHC	32	50～ 90	
									95～120	
									125～150	
									155～200	
									205～250	
									255～275	
									280～300	
35								35	50～120	
									125～150	
									155～200	
									205～250	
									255～275	
									280～300	
40				16				40	50～120	
									125～150	
									155～220	
									225～250	
									255～275	
									280～300	
									305～325	
									330～350	
50								50	50～120	
									125～150	
									155～220	
									225～250	
									255～275	
									280～300	
									305～325	
									330～350	

Quotation

A center hole may be one side of EGHN.

Order: Part Number — L
EGHC30 — 130

Days to Ship: Quotation

Price: Quotation

Alterations: Part Number — L (LC) — (SC・LKV)
EGHC30 — LC129.9 — SC

Pin: Striking type
(with a tap and dowel hole)
Bushing: Linear guide type
P.971

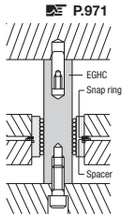

Pin: Striking type
(with a dowel hole)
Bushing: Linear guide type
P.971

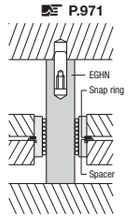

Alterations	Code	Spec.	1Code
5 ℓ1 W	SC	Adds grooves for wrenching. Available for D≧10 (D | W | ℓ1: 10 | 8 | 8; 12 | 8 | 8; 13 | 8 | 8; 16 | 13 | 10; 20 | 17 | 10; 25 | 22 | 10; 30 | 27 | 15; 32 | 27 | 15; 35 | 30 | 20; 40 | 36 | 20; 50 | 46 | 20)	Quotation
LC L	LC	Changes the full length. LC=0.1mm increments Lmin.<LC<Lmax. The tap length becomes shorter by (standard L—LC) since this alteration cuts a standard length piece (5mm increments).	
L T	LKV	Changes the full length tolerance. L +0.02 0 ··· +0.01 0 Not applicable to L>150 Combining LC makes designation of LC0.01mm increments possible.	

Components of Ejector Space