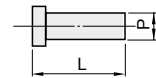


Equivalent to
SKD61
+
Nitridation Treatment

STRAIGHT EJECTOR PINS

Green character items
now kept in stock.

Standard Spec.



Guaranteed range of shaft-diameter precision (b1=L-x1)
T4 xC 1 max.40
JIS C x1max.40
Material: Equivalent to SKD61+ Nitridation Treatment
Hardness: Surface: 900HV- Material: 40-45HRC

Model	Shoulder Thickness	Tolerance (T)	Tolerance of P Dimensions		
C-EPN	4 mm. (T4)	$\begin{matrix} 0 \\ -0.02 \end{matrix}$ (L>300 \rightarrow $\begin{matrix} 0 \\ -0.05 \end{matrix}$)	L	P	
C-EPJ	6.8 mm. (JIS)	$\begin{matrix} 0 \\ -0.05 \end{matrix}$	1~13	15~20	25
			L ≤ 600	$\begin{matrix} -0.01 \\ -0.02 \end{matrix}$	$\begin{matrix} -0.01 \\ -0.03 \end{matrix}$
			L ≥ 600	$\begin{matrix} -0.01 \\ -0.03 \end{matrix}$	$\begin{matrix} -0.01 \\ -0.05 \end{matrix}$

Shoulder Thickness 4mm		Shoulder Thickness JIS		Model		L										U/price						
H	T	H	T	Type	P	Selection																
3				C-EPN	-	1	100	150														
4						1.5	100	150	200													
5						2	100	150	200	250	300	350	400									
6						2.5	100	150	200	250	300	350	400									
7						3	100	150	200	250	300	350	400	450	500							
8		8				3.5	100	150	200	250	300	350	400	450	500							
9		9				4	100	150	200	250	300	350	400	(500)								
10		10				4.5	100	150	200	250	300	350	400	(500)								
11		11				5	100	150	200	250	300	350	400	500	(600)							
15		15				5.5	100	150	200	250	300	350	400	500								
17		17				6	100	150	200	250	300	350	400	500	(600)	(700)						
18		18				6.5	100	150	200	250	300	350	400	500	(600)	(700)						
20		20				7	100	150	200	250	300	350	400	500	(600)	(700)	(800)	(900)	(1000)			
21		21		8	100	150	200	250	300	350	400	(450)	500	(600)	(700)	(800)	(900)	(1000)				
25		25		10	100	150	200	250	300	350	400	(450)	500	(600)	(700)	(800)	(900)	(1000)				
30		30		12	100	150	200	250	300	350	400	(450)	500	(600)	(700)	(800)	(900)	(1000)				
				(13)	100	150	200	250	300	350	400		500									
				15	100	150	200	250	300	350	400	(450)	500	(600)	(700)	(800)	(900)	(1000)				
				16	100	150	200	250	300	350	400		500	(600)	(700)	(800)	(900)	(1000)				
				20		150	200	250	300		400		500	600	700	800	900	1000				
				25			200		300		400		500	600	700	800	900	1000				

P dimension in "()" only applicable to C-EPN spec.
L dimension in "()" only applicable to C-EPJ spec.



Order

Part Number — L
C-EPN3 — 100



Delivery

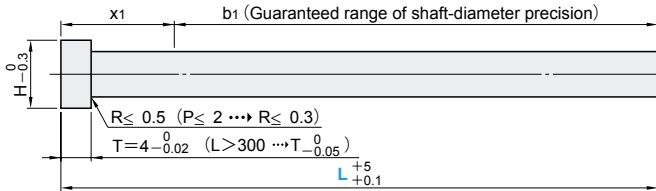

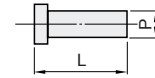
1 Day

Equivalent to
SKD61
Shoulder Thickness
4mm.

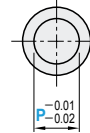
STRAIGHT EJECTOR PINS

Green character items
now kept in stock.

Standard Spec.



C-EPD



Model	Shoulder Thickness	Tolerance (P)
C-EPD	4 mm. (T4)	-0.01 -0.02

Guaranteed range of
shaft-diameter precision (b1=L-x1)
x1 max.=40
Material : Equivalent to SKD61
Hardness : 50~55HRC

H	T	Model		L				U/price		
		Type	P							
3	4	C-EPD (P^{-0.01}-0.02)	1.5	100	150	200				
4			2	100	150	200	250			
5			2.5	100	150	200	250			
6			3	100	150	200		300		
7			3.5	100	150	200		300		
			4	100	150	200		300		
			4.5	100		200		300		
8			5	100	150	200	300	400	500	
9			5.5	100		200	300	400	500	
			6	100	150	200		300	400	500
10			6.5	100		200	300	400	500	
			7	100	150	200	300	400	500	
11			8	100	150	200	300	400	500	
14			9	100		200	300	400	500	
15	10	100	150	200	300	400	500			
17	12	100		200	300	400	500			
18	13			200	300	400	500			



Order

Part Number — L
C-EPD 3 — 150



Delivery

1 Day