

Note that, for some of the types shown here, order might be unable to be received by the MISUMI Thailand, Malaysia, Indonesia, and/or India offices.

8 Series Aluminum Extrusions 40, 80mm Square

Other Shapes / Aluminum Extrusions with Parallel Surfacing

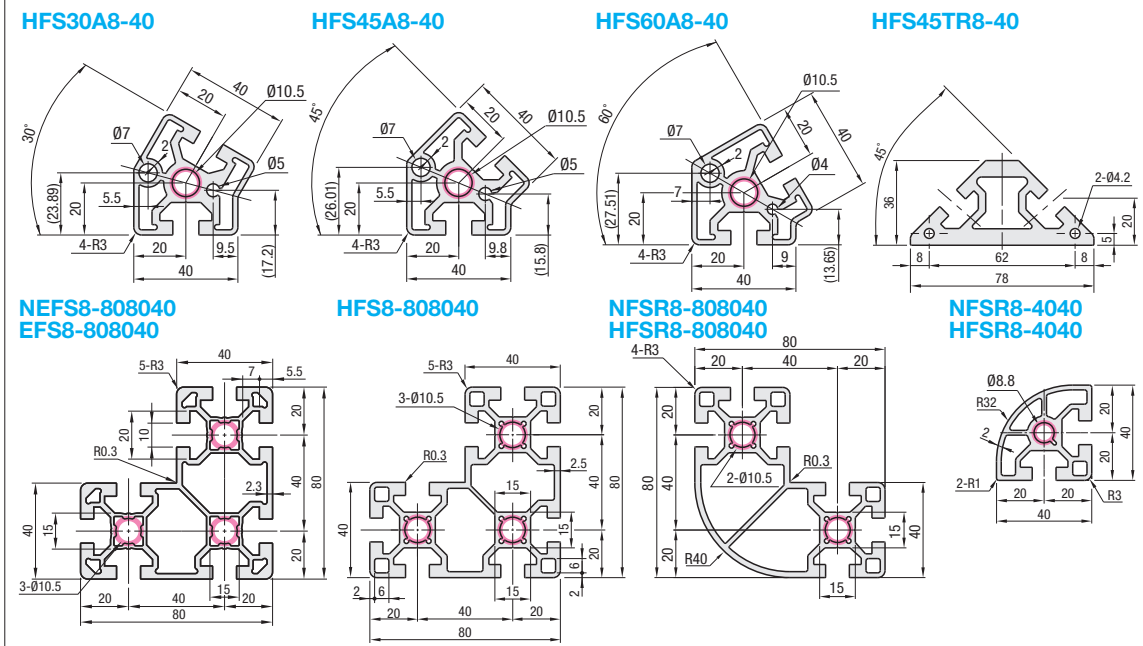
For non-catalog standard products, see P.131.

Features: Can be used when making angles or making outer surface in radius.



Type		Material	Surface Treatment
Configurable Length	Fixed Length		
NEFS8	KNEFS8	A6063-T5	Clear Anodize
NFSR8	KNFSR8		
HFS8	KHFS8	A6N01SS-T5	Clear Anodize
HFS□8	KHFS□8		
EFS8	KEFS8		
HFS□□A8	KHFS□□A8		
HFS45TR8	KHFS45TR8		

Cut surface and altered parts are not surface treated.



Configurable Length Extrusions

Part Number	L 0.5mm Increment	Mass kg/m	Sectional Area mm ²	Cross Sectional Moment of Inertia mm ⁴		Unit Price (Less than 300mm) 1 - 9 pc(s).	Volume Discount Rate Less Than 300mm		Unit Price/m (300mm or More) 1 - 9 pc(s).	Volume Discount Rate 300mm or More	
				lx	ly		10-49	50-160		10-49	50-160
HFS30A8	40	1.88	694	9.89x10 ⁴	10.64x10 ⁴	1 - 9 pc(s).	10-49	50-160	1 - 9 pc(s).	10-49	50-160
HFS45A8											
HFS60A8											
HFS45TR8											
NEFS8	808040	4	1484	94.82x10 ⁴	94.82x10 ⁴	1 - 9 pc(s).	10-49	50-160	1 - 9 pc(s).	10-49	50-160
EFS8											
HFS8											
NFSR8											
HFSR8	4040	3.61	1339	80.99x10 ⁴	80.99x10 ⁴	1 - 9 pc(s).	10-49	50-160	1 - 9 pc(s).	10-49	50-160
NFSR8											
HFSR8											
HFSR8											

Fixed Length Extrusions (Effective Length 4000mm P.504)

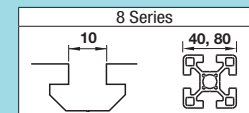
Part numbers beginning with the character "K" indicate Fixed Length Type Aluminum Extrusion.

Part Number	L mm	Sectional Area mm ²	Cross Sectional Moment of Inertia mm ⁴		Unit Price 1 - 9 pc(s).	Volume Discount Rate 10-20
			lx	ly		
KHFS30A8	40	694	9.89x10 ⁴	10.64x10 ⁴	1 - 9 pc(s).	10-20
KHFS45A8						
KHFS60A8						
KHFS45TR8						
KNEFS8	808040	1484	94.82x10 ⁴	94.82x10 ⁴	1 - 9 pc(s).	10-20
KEFS8						
KHFS8						
KNFSR8						
KNFSR8	4040	564	7.79x10 ⁴	7.79x10 ⁴	1 - 9 pc(s).	10-20
KHFSR8						

When L<300, the unit prices indicated in the table apply regardless of the length.
When L≥300mm, total prices are calculated as follows:
Unit Price/m x Specified O.A.L. = Sales Price

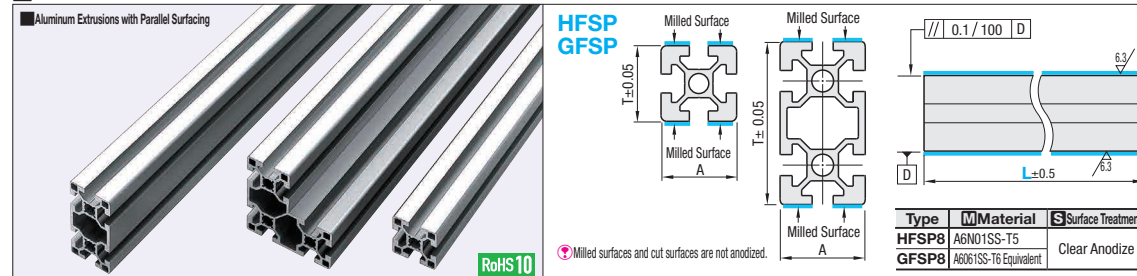
Ordering Example: Part Number - L
HFS30A8-40 - 800
KHFS30A8-40 - 4000

Alterations are available for Configurable Length Type Aluminum Extrusions. For details of alterations, see P.781.

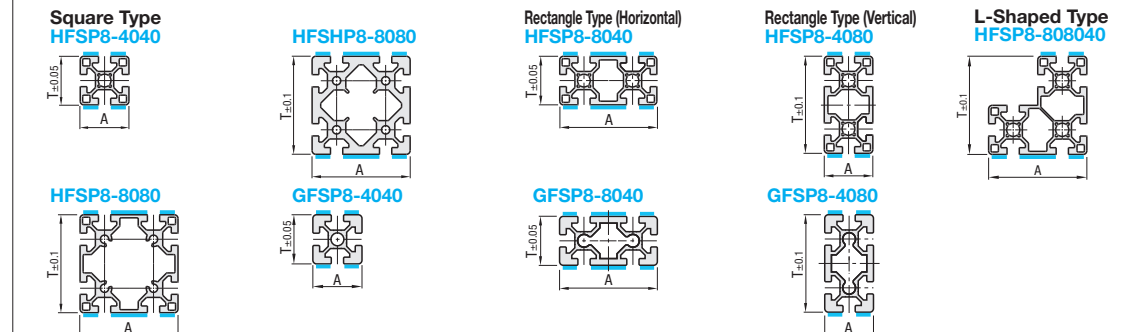


Fixing Parts			Others	
Brackets	Joints	Nuts	Extrusion End Caps	Alterations
P667 P684	P685 P690	P693 P702	P703	P781 P794

Features: Milled on surfaces. Usable for Linear Guides, etc.



For detailed dimensions and shapes EXCEPT the slots on the milled surface, A and T dimensions, please refer to the relevant product drawing by removing "P" from the part number. (Ex: HFSP8-4040 - Ref. fig. HFS8-4040 on P.87)




Part Number	L 0.5mm Increment	Extrusion Series	T	A	Unit Price (Less than 300mm)	Unit Price/m (300mm or More)	Alteration Charge (Main Body +)		Tapping (Refer to P.783.)			
							Counterboring XA - XE (per Row)	Wrench Hole Drilling AV - EV (per Row)	Tap Shape	Left LTP	Right RTP	Both TPW
HFSP8	100-3000	HFS8	39	40			Z6	D8 Ø8	M12 Depth 36			
			8040	39	80							
			4080	79	40							
			8080	79	80							
HFSHP8	100-3000	HFS8	79	80			Z8		M8 Depth 24			
			808040	79	80					M12 Depth 36		
GFSP8	100-3000	GFS8	39	40			d9		M8 Depth 24			
			8040	39	80					M12 Depth 36		
			4080	79	40							

Ordering Example: Part Number - L
HFSP8-4040 - 300

Alterations: Adds a hole at a specified position. For details of tapping, refer to P.783. Nuts for Extrusions: Use nuts for aluminum extrusions on P.693-702.

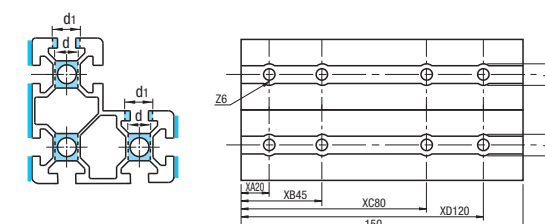
Alterations	Counterboring					Wrench Hole						
	Z Selection	XA	XB	XC	XD	XE	D Selection	AV	BV	CV	DV	EV
Spec. of Hole Size and Position	6	6.5	11	8	8	8	8	8	8	8	8	8
	8	9	14	7-(L-7)	7-(L-7)	7-(L-7)	7-(L-7)	7-(L-7)	7-(L-7)	7-(L-7)	7-(L-7)	7-(L-7)

Counterboring Direction: Wrench Hole Machining Direction



- When the cross section is rectangle (vertical), counterboring is not available for extrusions exceeding 60mm in the longitudinal direction.
- When the cross section is L-shaped, counterboring is not available for extrusions exceeding 60mm in longitudinal direction, except for the lower portion.

Ordering Example: HFSP8 - 808040 - 150 - Z6 - XA20 - XB45 - XC80 - XD120
HFSP8 - 4040 - 2000 - D8 - AV100 - BV120 - CV1000 - DV1880 - EV1900



When the cross section is L-shaped, select distance from left end by positioning the lower section on the right side.

