Shafts

Both Ends Threaded with Undercuts and Wrench Flats / Cross-Drilled Hole

High Precision Linear Shafts for High Precision Assembly
Features: Perpendicularity ⊥0.03

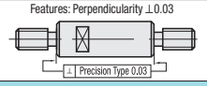

P.239

For products uncovered by the e-Catalog Standards, see P.131.

For High Precision Linear Shafts with high perpendicular precision of the shaft end (⊥ 0.03), see P.239. For Shafts w/o Wrench Flats or Cross-Drilled Hole, see P.185.

RoHS10

- Annealing may lower hardness at wrench flats, cross-drilled hole and shaft end machined areas (effective thread length + approx. 10mm). P.142
- Cross-drilled hole areas may be out of O.D. tolerances due to annealing-induced deformation.
- L Dimension Tolerance, Circularity, Straightness, Perpendicularity, Concentricity and Changes in Hardness P.141
- Features of Low Temp. Black Chrome Plating P.156

Type: With Wrench Flats D Tol. g6	With Wrench Flats D Tol. h5	With Wrench Flats D Tol. f8	With Cross-Drilled Hole D Tol. g6	With Cross-Drilled Hole D Tol. f8	Material	Hardness	Surface Treatment
SAFU	SFFU	-	SFHAM	-	SUJ2 Equivalent	Effective Hardened Depth of Induction Hardening P.142 SUJ2 Equivalent 58HRC~ SUS440C or 13Cr stainless 56HRC~	-
SSAFU	SSFFU	-	SSHAM	-	SUS440C or 13Cr stainless		Hard Chrome Plating - Plating Hardness: HV750 ~, Plating Thickness: 5μ or More
PSAFU	PSFFU	-	PSHAM	-	SUJ2 Equivalent		
PSSAFU	PSSFFU	-	PSSHAM	-	SUS440C or 13Cr stainless		Low Temp. Black Chrome Plating
RSAFU	-	-	RSHAM	-	SUJ2 Equivalent		
-	-	PSAGU	-	PSHGM	S45C Equivalent	-	Hard Chrome Plating - Plating Hardness: HV750 ~, Plating Thickness: 10μ or More
-	-	PSSAGU	-	-	SUS304		

D	D Tol. g6	D Tol. h5	D Tol. f8
8	-0.005 -0.014	0 -0.006	-0.013 -0.035
10			
12	-0.006 -0.017	0 -0.008	-0.016 -0.043
13			
15			
16			
18			
20	-0.007 -0.020	0 -0.009	-0.020 -0.053
25			
30			
35	-0.009 -0.025	0 -0.011	-0.025 -0.064
40			
50			

For plated products, the surface roughness of D part is 0.4/; and for unplated products, it is 0.4/G.

With Wrench Flats

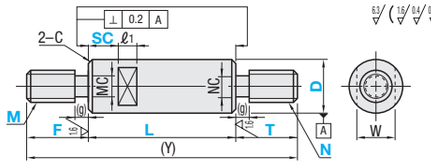

With Cross-Drilled Hole
(D≤30, L≤500)

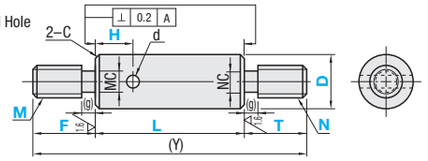

Part Number Type (With Wrench Flats)	(With Cross-Drilled Hole) D≤30, L≤500	D	L	F, T	M, N (Coarse)	SC	W	ℓ1	H	d	(Y) Max.	C
(D Tol. g6) SAFU SSAFU PSAFU PSSAFU RSAFU (D≤30,L≤500,Ymax≤800) (D Tol. h5) SFFU SSFFU PSFFU PSSFFU (D Tol. g6) SFHAM SSHAM PSHAM PSSHAM RSHAM (D Tol. f8) PSHGM		8	25~ 990	5≤F≤Mx3 5≤T≤Nx3 F-(g)≥Pitchx3 T-(g)≥Pitchx3	6	SC = 1mm Increment SC+ℓ1≤L SC≥0 Details of Wrench Flats P.142	7	8	H=1mm Increment L≥H+d/2+2 H≥d/2+2	3	800	0.5 or Less
		10	25~ 990		6 8		8				800	
		12	25~1190		6 8 10		10	10			1000	
		13	25~1190		6 8 10 12		11			4	1000	
		15	25~1190		6 8 10 12		13				1000	
		16	25~1190		6 8 10 12		14				1200	
		18	25~1190		6 8 10 12 16		16			6	1200	
		20	25~1190		6 8 10 12 16		17				1200	1.0 or Less
		25	25~1190		8 10 12 16 20 24		22			7	1200	
		30	25~1490		8 10 12 16 20 24		27	15			1500	
		35	25~1490		10 12 16 20 24 30		30			-	1500	
		40	25~1490		12 16 20 24 30		36	20			1500	
		50	25~1490		16 20 24 30		41				1500	

D≤30 and L≤500 are applicable for Shafts with Cross-Drilled Hole.

Coarse Thread Undercut Dimensions M N	Pitch	MC NC	(g)
6	1.0	4.4	2
8	1.25	6.0	3
10	1.5	7.7	
12	1.75	9.4	4
16	2.0	13.0	
20	2.5	16.4	5
24	3.0	19.6	
30	3.5	25.0	

Ordering Example

Part Number	L	F	M	T	N	SC	H
SAFU15	300	F18	M6	T17	N12	SC8	
SFHAM15	300	F18	M6	T17	N12		H8

Alterations

Part Number	L	F	M(MMC, MMS)	T	N(NMC, NMS)	SC	H	(LKC…etc.)
SAFU30	300	F40	M20	T48	N16	SC20		LKC

Alteration Details P.143

Alterations	Code	Spec.
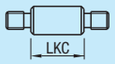	LKC	Alteration to L dimension tolerance Ordering Code LKC L dimensions can be specified in 0.1mm increment for LKC. L<200 ···L±0.03 200≤L<500···L±0.05 L≥500 ···L±0.1
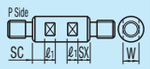	SX	Second Set of Wrench Flats Ordering Code SX15 Application Notes Applicable to Shafts with Wrench Flats only. SX=1mm Increment SC+SX+ℓ1x2<L SX≥0 Orientation between two set screw flats is not coplanar. D: 8, 10, 12, 13, 15, 16, 18 — W: 7, 8, 10, 11, 13, 14, 16 — ℓ1: 8, 10 D: 20, 25, 30, 35, 40, 50 — W: 17, 22, 27, 30, 36, 41 — ℓ1: 10, 15, 20
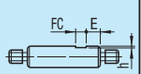	FC	Set Screw Flat at One Location Ordering Code FC10-E8 FC, E=1mm Increment D≤30:FC≤5xD, D≥35:FC≥3xD E=0 or E≥2 Not available in combination with WFC. D: 8~18 — h: 1; 20~40 — h: 2; 50 — h: 3

Please see Shaft Alteration Overview for details if provided. P.143
When selecting multiple alteration additions, the distance between machined areas should be greater than 2mm. P.144
Alterations may lower hardness. P.142

Alterations	Code	Spec.
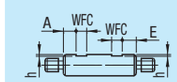	WFC	Set Screw Flats at Two Locations Ordering Code WFC8-A8-E4 WFC, A, E=1mm Increment D≤30:WFC≤5xD, D≥35:WFC≥3xD A(E)=0 or A(E)≥2 Orientation between set screw flats is not coplanar. Not available in combination with FC. D: 8~18 — h: 1; 20~40 — h: 2; 50 — h: 3
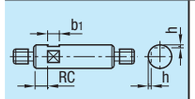	RC	90-deg. Set Screw Flat at One Location Ordering Code RC10 Application Notes Only applicable to D=10 ~ 30. Not available in combination with WRC.
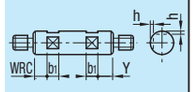	WRC	90-deg. Set Screw Flats at Two Locations Ordering Code WRC10-Y10 Application Notes Only applicable to D=10 ~ 30. Not available in combination with RC. Orientation between two set screw flats is not coplanar. For details, see Shaft Alteration Overview. P.143
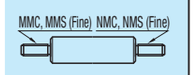	MMC MMS NMC NMS	Change to Fine Thread Ordering Code MMC14 (M is changed to MMC) MMS14 (M is changed to MMSC) NMC14 (N is changed to NMC) NMS14 (N is changed to NMS)

Part Number Type	D	Unit Price Min. L ~ 50	L51 ~ 100	L101 ~ 150	L151 ~ 200	L201 ~ 250	L251 ~ 300	L301 ~ 350	L351 ~ 400	L401 ~ 450	L451 ~ 500	L501 ~ 550	L551 ~ 600	L601 ~ 650	L651 ~ 700	L701 ~ 750	L751 ~ 800	L801 ~ 850	L851 ~ 900	L901 ~ 950	L951 ~ 1000	L1001 ~ 1100	L1101 ~ 1200	L1201 ~ 1300	L1301 ~ 1400	L1401 ~ 1490
SAFU SFFU SFHAM	8																					-	-	-	-	-
	10																					-	-	-	-	-
	12																							-	-	-
	13																							-	-	-
	15																							-	-	-
	16																							-	-	-
	18																							-	-	-
	20																							-	-	-
	25																							-	-	-
	30																									
	35																									
	40																									
	50																									
SSAFU SSFFU SSHAM	8																					-	-	-	-	-
	10																					-	-	-	-	-
	12																							-	-	-
	13																							-	-	-
	15																							-	-	-
	16																							-	-	-
	18																							-	-	-
	20																							-	-	-
	25																							-	-	-
	30																									
	35																									
	40																									
	50																									
PSAFU PSFFU PSHAM	8																					-	-	-	-	-
	10																					-	-	-	-	-
	12																							-	-	-
	13																							-	-	-
	15																							-	-	-
	16																							-	-	-
	18																							-	-	-
	20																							-	-	-
	25																							-	-	-
	30																									
	35																									
	40																									
	50																									
PSSAFU PSSFFU PSSHAM	8																					-	-	-	-	-
	10																					-	-	-	-	-
	12																							-	-	-
	13																							-	-	-
	15																							-	-	-
	16																							-	-	-
	18																							-	-	-
	20																							-	-	-
	25																							-	-	-
	30																									
	35																									
	40																									
	50																									

For D tolerance h5, add the relevant surcharge to the prices above.
For Shafts with Cross-Drilled Hole, subtract the relevant charge from the prices above.

Part Number Type	D	Unit Price Min. L ~ 50	L51 ~ 100	L101 ~ 150	L151 ~ 200	L201 ~ 300	L301 ~ 400	L401 ~ 500
RSAFU RSHAM	8							
	10							
	12							
	13							
	15							
	16							
	18							
	20							
	25							
	30							

Part Number Type	D	Unit Price Min. L ~ 100	L101 ~ 200	L201 ~ 400	L401 ~ 600	L601 ~ 800	L801 ~ 1000	L1001 ~ 1200	L1201 ~ 1490
PSAGU PSHGM	8						-	-	-
	10						-	-	-
	12, 13							-	-
	15, 16								-
	18, 20								-
	25								-
	30								
	35								
	40								
	50								
PSSAGU	8						-	-	-
	10						-	-	-
	12, 13							-	-
	15, 16								-
	18, 20								-
	25								-
	30								
	35								
	40								
	50								

For Shafts with Cross-Drilled Hole, subtract the relevant charge from the prices above.

Example

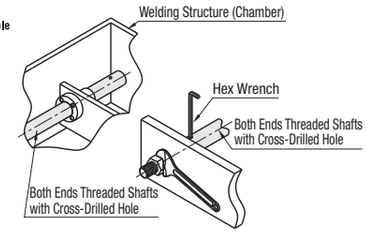

- Shafts with Cross-Drilled Hole are suitable for narrow work space.