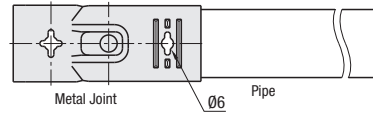


# Metal Joint Selection

# Metal Joint

## ■ Metal Joint

(1) A screw hole has been provided to allow the metal joint to be firmly connected to a pipe frame.

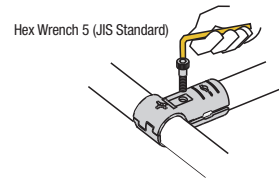


(2) Material and coating are selectable according to the purpose of use.

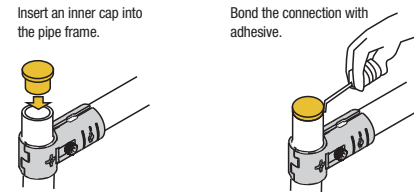
Part Number	Material	Plating
PBLSN, PBL	SAPH	Cathodic Electrodeposition Coating
PBLSNC		Nickel Plating
PBLSNS	SUS304	-

## ■ How to Use Metal Joints


(1) Use a hex wrench 5 (JIS standard) for tightening.



(2) When using metal joints, install an inner cap (PJ503) on the end of the pipe frame with adhesive.  
(No inner cap is required for aluminum pipe frames.)



## ■ Metal Joint Connecting Configurations



**RoHS10**

Type	Material	Plate Thickness	Surface Treatment
PBLSN	SAPH	2.6mm	Cathodic Electrodeposition Coating
PBLSNC			Nickel Plating
PBLSNS	SUS304	-	-

Part Number	Mass (g)	Components (except Bracket)		Unit Price	
		Screw	Nut	PBLSN, PBLSNC	PBLSNS
PBLSN (Cathodic Electrodeposition Coating)	160	1	1		
PBLSNC (Nickel Plating)	250	2	2		
PBLSNS (Stainless Steel)	325	3	3		
PBLSN (Cathodic Electrodeposition Coating)	250	2	2		
PBLSN (Cathodic Electrodeposition Coating)	400	4	4		
PBLSN (Cathodic Electrodeposition Coating)	150	1	1		

**RoHS10**

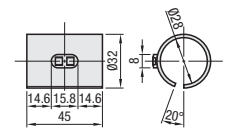
Type	Material	Plate Thickness	Surface Treatment
PBLSN	SAPH	2.6mm	Cathodic Electrodeposition Coating
PBLSN			Cathodic Electrodeposition Coating

⚠ No nut. The main body is tapped. ⚠ A nut is welded to the main body.

Part Number	Mass (g)	Components (except Bracket)			Unit Price	
		Screw	Nut	Others	PBLSN, PBL	PBLSNS
PBLSN (Cathodic Electrodeposition Coating)	260	M6-25	2	2		
PBLSN701 (Cathodic Electrodeposition Coating)	80	M6-10	1	0		
PBLSN (Cathodic Electrodeposition Coating)	200			0	Included Collar	
PBLSN (Cathodic Electrodeposition Coating)	289	M6-25	1	0		
PBLSN (Cathodic Electrodeposition Coating)	186			1	Included Collar	
PBLSN (Cathodic Electrodeposition Coating)	165					

⚠ Use of PBLSN8 and PBLSN10: insert the frame through the included collar, slide the frame and the metal joint, then rotate it.

Fig. 1 Included Collar Size



Ⓜ Material: Polyethylene (White)

Ordering Example  
Part Number: PBLSN1