Floating Joints - Quick Connection Type

[Tapped] Cylinder Connector - Separate Type / Circular Type

Separate Type

Type	Components	Material	Surface Treatment	Hardness
FJT	① ②	S45C Equivalent	Salt-bath Nitriding	500HV~
FJTSW	① ②	SUS304	Nitriding Treatment	1000HV~
FJN	① ③	S45C Equivalent	Salt-bath Nitriding	500HV~
FJNSW	① ③	SUS304	Nitriding Treatment	1000HV~

Salt-bath Nitriding may cause uneven color, which doesn't affect mechanical function.
For details of Salt-bath Nitriding, **P.1907**.

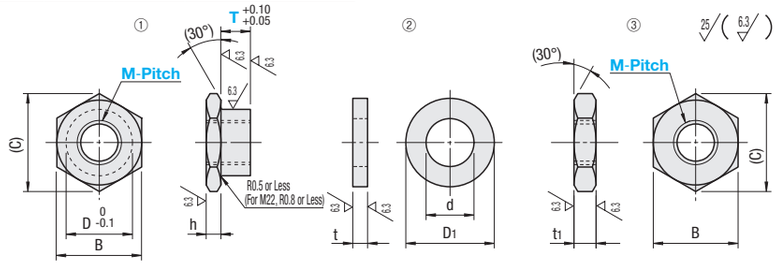

Part Number Type	M-Pitch	T Selection	h	D	B	(C)	t	t1	D1	d	Unit Price FJT	FJTSW	FJN	FJNSW
FJT FJTSW FJN FJNSW	3-0.5	2 3 4 5 6	3	6	8	9.2	3	3	9	3.2				
	4-0.7	2 3 4 5 6 8		7	10	11.5			11	4.3				
	5-0.8	3 4 5 6 8 9 10		8	12	13.9		4	13	5.3				
	6-1.0	3 4 5 6 8 9 10 12	4	10	14	16.2	4		15	6.4				
	8-1.0	4 5 6 8 9 10 12 13 15 16		13	17	19.6		5	18	8.4				
	8-1.25													
	10-1.25	4 5 6 8 9 10 12 13 15 16 19 20		16	21	24.2		6	22	10.5				
	10-1.5													
	12-1.25	5 6 8 9 10 12 13 15 16 19 20		18	23	26.6			24	13				
	12-1.5													
	14-1.5	5 6 8 9 10 12 13 15 16 19 20		21	26	30			27	15				
	18-1.5	8 9 10 12 13 15 16 19 20	5	25	30	34.6	5		31	19				
	22-1.5	12 15 20	6	27	32	36.9			35	23		-		-

When T=2, only FJT and FJN are available.

Ordering Example: Part Number - T
FJT6-1.0 - 10

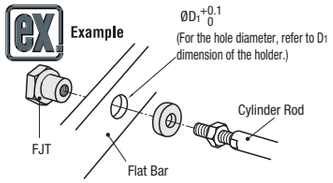

Circular Type

Type	Material	Surface Treatment	Hardness
FJCL	S45C Equivalent	Salt-bath Nitriding	500HV~

Salt-bath Nitriding may cause uneven color, which doesn't affect mechanical function.
For details of Salt-bath Nitriding, **P.1907**.

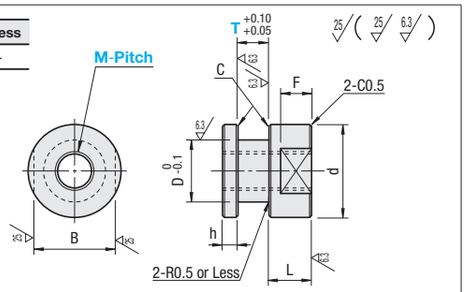

Part Number Type	M-Pitch	T Selection	h	L	D	d	B	F	C	Unit Price	T Dimensions for FJCL	HLRA□ P.1533	HLRB□ P.1535	HLRC□ P.1534	HLRE□ P.1536
FJCL	3-0.5	4 5	3	5	6	10	8	3	0.2		4	HLRA6	HLRB6	HLRC6	HLRE6
	4-0.7	3 4 5		6	7	14	10	4				-	HLRB7	-	-
	5-0.8	4 5 6		7	8		12	5			6	HLRA8	HLRB8	HLRC8	HLRE8
	6-1.0	4 6 8	4	8	10	16	14	6	0.5			HLRA10	HLRB10	HLRC10	HLRE10
	8-1.25	8 9 10		9	13	20	17	7			8	HLRA13	HLRB13	HLRC13	HLRE13
	10-1.25	8		11	16	24	21	8				HLRA16	HLRB16	HLRC16	HLRE16
	10-1.5	8 9 10													
	12-1.25	8 12		12	18	26	22	10			12	HLRA18	HLRB18	HLRC18	HLRE18
	14-1.5	12		13	21	30	27	11				HLRA21	HLRB21	HLRC21	HLRE21
	18-1.5	15		15	25	35	30	13			15	HLRA25	HLRB25	HLRC25	HLRE25

Ordering Example: Part Number - T
FJCL6-1.0 - 8

Floating Joints - Quick Connection Type

[Tapped] Cylinder Connector and Holder Set / Connector Only

Features: The tip is a cylinder connector connected to tapped type cylinder rod.

Holder Set

Type	Holder Type	Material	Surface Treatment	Hardness
FJDHA	HLRA	S45C Equivalent	Salt-bath Nitriding	500HV~

Salt-bath Nitriding may cause uneven color, which doesn't affect mechanical function.
For details of Salt-bath Nitriding, **P.1907**.

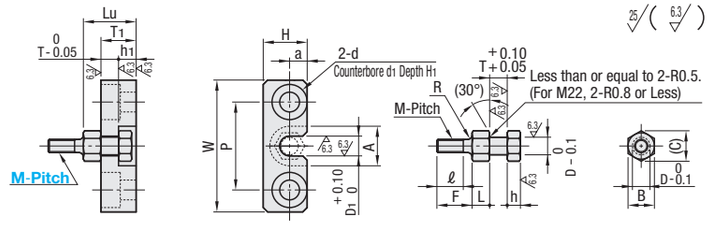

Part Number Type	M-Pitch	Cylinder Connector T	D	L	h	F	ℓ	B	C	R	Holder D1	A	T1	h1	W	H	a	P	d	d1	H1	Lu	Unit Price
FJDHA	3-0.5	4	4	4	3	8	6	6	6.9	1	4.5	9	8	4	30	10	4	20	4.5	8	4.4	12	
	4-0.7	4	4	5	3	11	9	6	6.9	1	4.5	9	8	4	30	10	4	20	4.5	8	4.4	13	
	5-0.8	4	6	5	3	13	11	8	9.2	1	6.5	12	8	4	34	13	5	24	4.5	8	4.4	13	
	6-1.0	4	7	6	3	19	17	10	11.5	1.5	8	14	8	4	36	15	6	26	4.5	8	4.4	14	
	8-1.25	6	10	8	4	20	18	14	16.2	1.5	11	19	11	5	44	20	8	32	5.5	9.5	5.4	19	
	10-1.5	8	13	9	4	24	21	17	19.6	2	14	23	13	5	52	24	10	38	6.6	11	6.5	22	

Ordering Example: Part Number
FJDHA5-0.8

Connector only

Type	Material	Surface Treatment	Hardness
FJD	S45C Equivalent	Salt-bath Nitriding	500HV~

For FJDSW, see eCatalog.

Salt-bath Nitriding may cause uneven color, which doesn't affect mechanical function.
For details of Salt-bath Nitriding, **P.1907**.

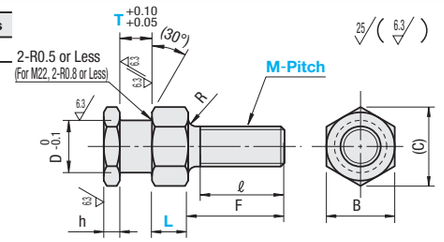

Fixed

Part Number Type	M-Pitch	T	L	h	D	F	ℓ	B	(C)	R	Unit Price	HLRA□ P.1533	HLRB□ P.1535	HLRC□ P.1534	HLRE□ P.1536
FJD	3-0.5	4	4	3	4	8	6	6	6.9	1		HLRA4	HLRB4	HLRC4	-
	4-0.7	4	5			11	9					HLRA4	HLRB4	HLRC4	-
	5-0.8	4			6	13	11	8	9.2			HLRA6	HLRB6	HLRC6	-
	6-1.0	4	6		7	19	17	10	11.5	1.5		HLRA7	HLRB7	HLRC7	HLRE7
	8-1.25	6	8	4	10	20	18	14	16.2			HLRA10	HLRB10	HLRC10	HLRE10
	10-1.5	8	9		13	24	21	17	19.6	2		HLRA13	HLRB13	HLRC13	HLRE13
	16-2.0	12	12		21	40	37	26	30			HLRA21	HLRB21	HLRC21	HLRE21
	20-2.5	15	15	5	25	50	46	30	34.6			HLRA25	HLRB25	HLRC25	HLRE25
	22-2.5	20	17	6	27	60	56	32	36.9	2.5		HLRA27	-	HLRC27	-

T Selectable Type

Part Number Type	M-Pitch	T Selection	L	h	D	F	ℓ	B	(C)	R	Unit Price
FJD	3-0.5	3	4	3	4	8	6	6	6.9	1	
	4-0.7	3 5 6 8	5			11	9				
	5-0.8	3 5 6 8 9 10			6	13	11	8	9.2		
	6-1.0	5 6 8	6		7	19	17	10	11.5	1.5	
	8-1.25	5 8 12	8	4	10	20	18	14	16.2		
	10-1.5	6 9 10 12	9		13	24	21	17	19.6	2	
	16-2.0	20	12		21	40	37	26	30		
	20-2.5	20	15	5	25	50	46	30	34.6		
	22-2.5	12 15	17	6	27	60	56	32	36.9	2.5	

For compatible holders, see HLRAF (**P.1533**).

Ordering Example: Part Number - T
FJD5-0.8 - 5