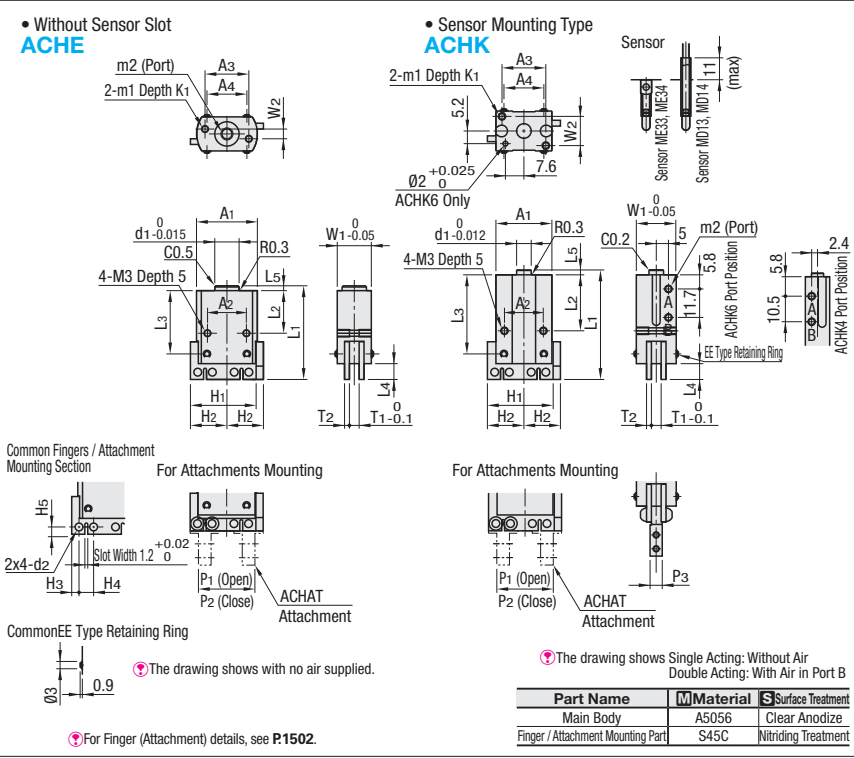


Compact Parallel Grippers / Sensors

Attachments for Pneumatic Grippers/ Fingers for Pneumatic Grippers (Direct Mounting Type)

Flat Shape

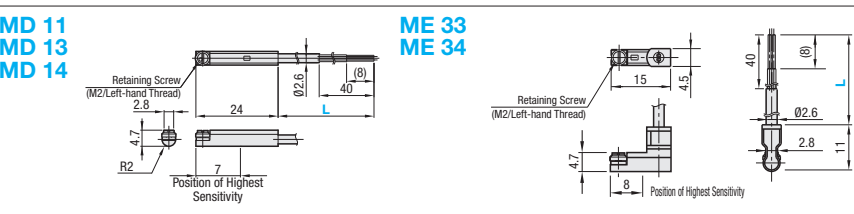


Part Number	Selection	Dimension																											
		A1	A2	A3	A4	L1	L2	L3	L4	L5	H1	H2	H3	H4	H5	W1	W2	T1	T2	d1	d2	m1	m2	K1	P1	P2	P3		
ACHE	4	N	-	22	12	13.6	14.4	33.5	16.5	22.5	5.5	1.5	24	13	2.5	5	2.5	10	4	3.1	1.5	6	2.2	3	3	6	20	16	4
	6	N	-	25	16	18	16.4	38.5	17.5	26	6.5	2	27	15	3	6	3	14	-	4.1	2	10	3.2	3	5	6	23.2	17.2	5
ACHK	4	N	D	20	12	10	14.4	40.5	23.5	29.5	5.5	1.5	24	13	2.5	5	2.5	10	6	3.1	1.5	5	2.2	2.6	3	4	20	16	4
	6	N	D	23	16	18	16.4	45	23	32.5	6.5	2	27	15	3	6	3	16.4	12	4.1	2	6	3.2	3	3	6	23.2	17.2	5

Part Number	Stroke	Selection	Cylinder I.D.	Effective Gripping Force (N)		Allowable Static Load (N)		Mass (g)	Sensor Slot	Unit Price
				Single Acting	Spring Double Acting	F1	F2			
ACHE	4	N	-	8	4.2(1)	-	5	2.5	17	No
	6	N	-	10	7.2(1.3)	-	10	5	31	No
ACHK	4	N	D	8	4.2(1)	4.9	5	2.5	19	Yes
	6	N	D	12	10.4(1.9)	12.2	10	5	37	Yes

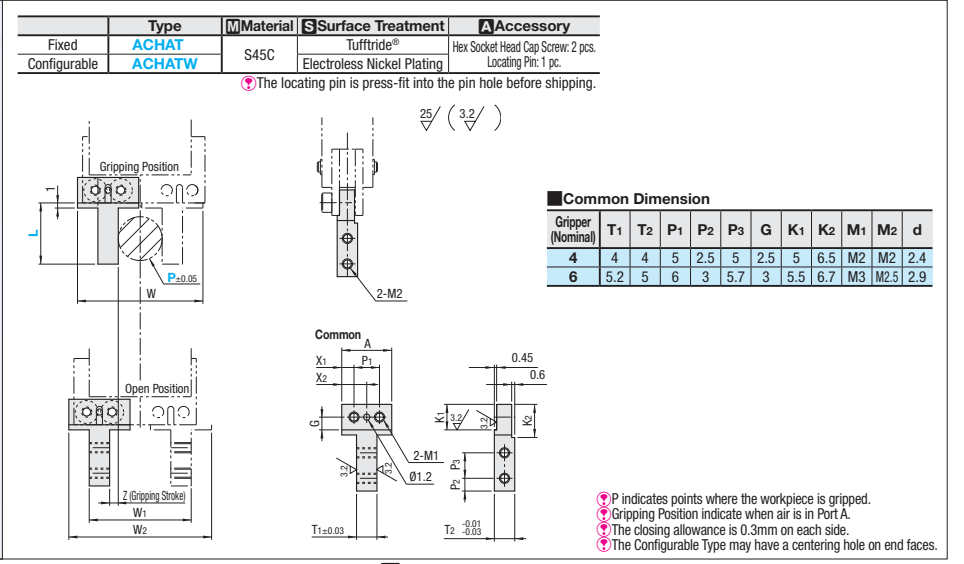
For the Specifications and Gripping Point Data, see Overview Page P1500
Effective Gripping Force shown with Air Pressure: 0.4MPa and Holding Point: L=20mm.
The Allowable Static Load values are for reference only, not guaranteed.
The directions of the Allowable Static Load are shown in F1 and F2 on the right.

Ordering Example: Part Number - Single / Double Acting
ACHK4 - N



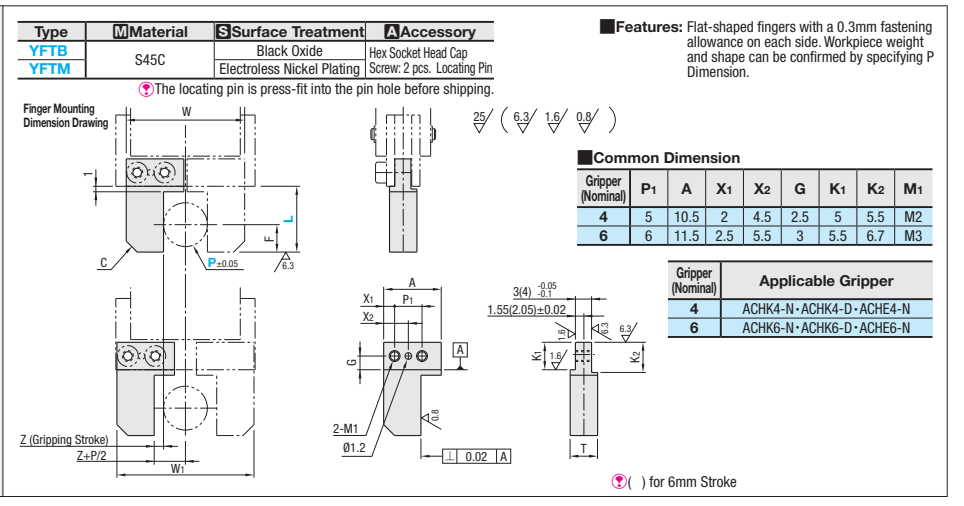

Part Number	Load Voltage	Load Current	Indicator Light	Sensor Type	Line	Wire Exit	Unit Price	
							L1 (1m)	L3 (3m)
MD11	24VDC 110VAC	DC24V 5~40mA AC110V 5~20mA	LED (Lights when ON)	Contact	2-Line	Rear		
MD13	28VDC or Less	0.1~40mA	LED (Lights when ON)	No Contact	3-Line	Rear		
MD14	10~28VDC	5~20mA			2-Line			
ME33	28VDC or Less	0.1~40mA	LED (Lights when ON)	No Contact	3-Line	Top		
ME34	10~28VDC	5~20mA			2-Line			

Ordering Example: Part Number
MD14L1



Part Number	Type	Gripper (Nominal)	L	P	W	W1	W2	Z	A	X1	X2	Applicable Gripper	Unit Price
ACHAT	4	4	12	8.6	22.4	20	25.8	1.7	9.8	2.4	4.9	ACHK4-□	
	6	6	14	7.4	24.4	23.2	29.8	2.7	11.8	2.9	5.9	ACHK6-□	

Ordering Example: Part Number - L - P
ACHAT4 - L13 - P8.6



Gripper Body: 4mm Stroke (One-sided Stroke: 2mm)													Gripper Body: 6mm Stroke (One-sided Stroke: 3mm)									
Part Number	Type	Gripper (Nominal)	P Reference Pin 0.1mm Increment	L 1mm Increment	F	C	T	Z	W	W1	Part Number	Type	Gripper (Nominal)	P Reference Pin 0.1mm Increment	L 1mm Increment	F	C	T	Z	W	W1	
																						3.0~4.0
YFTB YFTM	4	4	3.0~4.0	8~29	2						5	1.7	21.6	25	6	2.7	23.6	29				
			4.1~5.0	8~30	2.5																	
			5.1~6.0	9~30	3																	
			6.1~7.0	9~31	3.5																	
			7.1~8.0	10~31	4																	
			8.1~9.0	11~32	4.5																	
9.1~10.0	12~32	5																				

