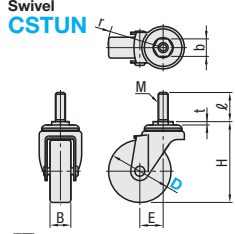
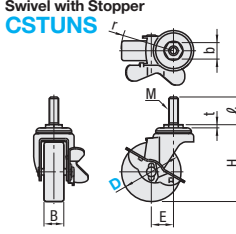


# Screw-In Casters

Light Load



Swivel  
**CSTUN**



Swivel with Stopper  
**CSTUNS**

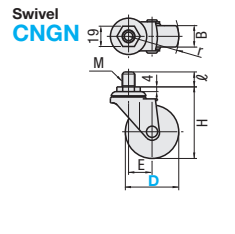
Main Body	Wheel	Bearing
<b>M</b> Material	<b>S</b> Surface Treatment	<b>M</b> Material (Color)
SPHC	Trivalent Chromate	Rubber (Black)
		Incorporated
		None

Material	Surface Treatment	Color	Swiveling Part	Wheel
SPHC	Trivalent Chromate	Rubber (Black)	Incorporated	None

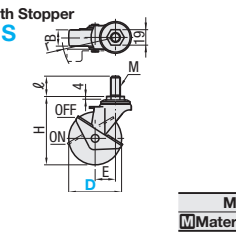
For dedicated wrenches, see P.1084.

Main Body Type	Part Number	Wheel Material	H	M	b	t	ℓ	r	B	E	Allowable Load (N)	Mass (g)	Unit Price
Screw-In	CSTUN	R (Rubber)	74	12	21	4.8	35	53	28	27	500	335	
				16	23	40	61	25	500	390			
			89	12	21	4	35	66	28	600	430		
				16	23	40	66	25	500	360			
				12	21	4	35	68	25	500	375		
Screw-In with Stopper	CSTUNS	R (Rubber)	74	12	21	4.8	35	67	28	27	500	360	
				16	23	40	67	25	500	375			
			89	12	21	4	35	68	25	600	485		
				16	23	40	68	25	500	360			
				12	21	4	35	40	28	600	485		

Ordering Example: Part Number - Wheel Material  
CSTUN75B - R



Swivel  
**CNGN**



Swivel with Stopper  
**CNGNS**

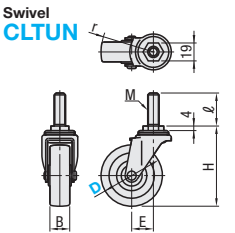
Main Body	Wheel	Bearing
<b>M</b> Material	<b>S</b> Surface Treatment	<b>M</b> Material (Color)
SPHC	Trivalent Chromate	Synthetic Rubber (Black)
		Incorporated
		None

Material	Surface Treatment	Color	Swiveling Part	Wheel
SPHC	Trivalent Chromate	Synthetic Rubber (Black)	Incorporated	None

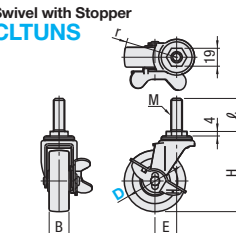
For dedicated wrenches, see P.1084.

Mount Type	Part Number	Wheel Material	H	B	MxP	ℓ	E	r	Allowable Load (N)	Mass (g)	Unit Price						
Screw-In	CNGN	R (Rubber)	59	18	12x1.25	14	20	42	300	140							
												22	49	350	160		
			67	20	12x1.75	25	30	72	400	280	250	150					
														25	60	400	280
														30	72	400	280
Screw-In with Stopper	CNGNS	R (Rubber)	59	18	12x1.25	14	20	60	300	150							
												22	61	350	170		
			67	20	12x1.75	25	25	71	350	245	250	170					
														25	71	350	245
														30	73	400	275

Ordering Example: Part Number - Wheel Material  
CNGN50 - R



Swivel  
**CLTUN**



Swivel with Stopper  
**CLTUNS**

Main Body	Wheel	Bearing
<b>M</b> Material	<b>S</b> Surface Treatment	<b>M</b> Material (Color)
SPHC	Trivalent Chromate	Rubber (Black)
		Incorporated
		None

Material	Surface Treatment	Color	Swiveling Part	Wheel
SPHC	Trivalent Chromate	Rubber (Black)	Incorporated	None


For dedicated wrenches, see P.1084.

Main Body Type	Part Number	Wheel Material	H	M	ℓ	r	B	E	Allowable Load (N)	Mass (g)	Unit Price						
Screw-In	CLTUN	R (Rubber)	59	12x1.25	14	41	17	21	250	150							
												47	20	22	300	231	
			68	35	12x1.25	14	56	21	27	400	295						
													12x1.75	35	65	400	295
													12x1.25	14	65	400	295
Screw-In with Stopper	CLTUNS	R (Rubber)	59	12x1.25	14	50	17	21	250	175							
												49	20	22	300	285	
			68	35	12x1.25	14	57	21	27	400	325						
													12x1.75	35	65	400	325
													12x1.25	14	65	400	325

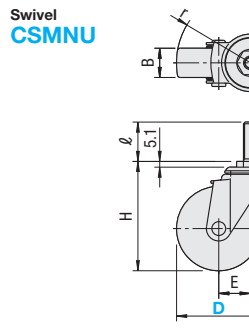
Ordering Example: Part Number - Wheel Material  
CLTUN65A - R

# Screw-In Casters

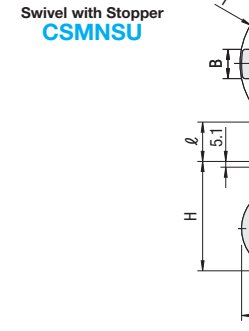
Stainless Steel / Electrically Conductive Wheel



Stainless Steel Casters  
(Nylon Wheel)  
(Urethane Wheel)



Swivel  
**CSMNU**



Swivel with Stopper  
**CSMNSU**


Main Body	Wheel	Bearing
<b>M</b> Material	<b>S</b> Surface Treatment	<b>M</b> Material
SUS304	Barrel Grinding	Rubber (Black)
		Urethane (Gray)
		Nylon (White)

Type	Main Body	Wheel	Bearing
CSMNU / CSMNSU	SPHC	Trivalent Chromate	Electrically Conductive Rubber
CSMNSU / CSMNSU	SUS304	Electrolytic Polishing	(Black)

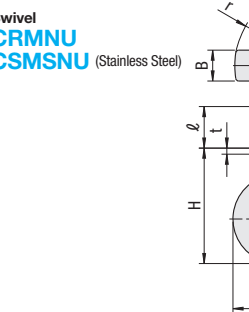
For dedicated wrenches, see P.1084.  
r indicates the swivel radius of wheel.  
CSMNU and CSMNSU have no bearings.

Main Body Type	Part Number	Wheel Material	H	M	b	ℓ	r	B		E	Allowable Load (N)			Mass (g)	Unit Price							
								R / N (Rubber / Nylon)	U (Urethane)		Rubber Wheels	Urethane Wheels	Nylon Wheels		Rubber Wheels	Urethane Wheels	Nylon Wheels					
Screw-In	CSMNU	R (Rubber)	74	12	21	35	53	28	25	27	500	600	600	305								
																		61	700	360		
			89	25	26	28	600	700	800	430	550	580										
														12	21	35	66	25	500	600	600	600
														16	23	40	82	28	31	500	600	600
Screw-In with Stopper	CSMNSU	N (Nylon)	74	12	21	35	67	28	25	27	500	600	600	335								
																		68	700	410		
			89	25	26	28	600	700	800	440	470	620	650									
														12	21	35	68	28	31	500	600	600
														16	23	40	82	28	31	500	600	600

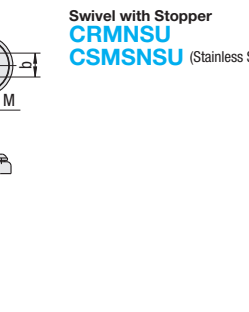
Ordering Example: Part Number - Wheel Material  
CSMNU75A - R



Electrically Conductive Wheel  
(Screw-In)  
(Screw-In with Stopper)



Swivel  
**CRMNU**  
(Stainless Steel)



Swivel with Stopper  
**CRMNSU**  
(Stainless Steel)

Type	Main Body	Wheel	Bearing
CRMNU / CRMNSU	SPHC	Trivalent Chromate	Electrically Conductive Rubber
CSMNSU / CSMNSU	SUS304	Electrolytic Polishing	(Black)

Type	Main Body	Wheel	Bearing
CRMNU / CRMNSU	SPHC	Trivalent Chromate	Electrically Conductive Rubber
CSMNSU / CSMNSU	SUS304	Electrolytic Polishing	(Black)

For dedicated wrenches, see P.1084.

Main Body Type	Part Number		D	B	H	E	r		K		M	b	t		ℓ	Allowable Load (N)	Mass (g)	Unit Price							
	Steel Type	Stainless Steel					Steel Type	Stainless Steel	Steel Type	Stainless Steel			Steel Type	Stainless Steel				Steel Type	Stainless Steel						
Screw-In	CRMNU	CSMNSU	50	20	68	22	47	47					4.8	4.5	35	300	200								
																				12	21	35	500		
			65B	25	89	27	61	61							4.0	5.1	40	420							
																					12	21	35	600	
																					16	23	40	460	
Screw-In with Stopper	CRMNSU	CSMNSU	50	20	68	22	49	49	32	31			4.8	4.5	35	300	220								
																				12	21	35	500		
			65B	25	89	27	70	66							4.0	5.1	35	600	480						
																						12	21	35	510
																						16	23	40	650
Screw-In with Stopper	CRMNSU	CSMNSU	50	20	68	22	49	49	32	31			4.8	4.5	35	300	220								
																				12	21	35	500		
			65B	25	89	27	70	66							4.0	5.1	35	600	480						
																						12	21	35	510
																						16	23	40	650

For Screw-In Type, please use Pipe Insert Wrench (P903) and Dedicated Wrench (available on the website).

Ordering Example: Part Number  
CSMNSU65B