


Rolled Ball Screws Compact Nut - Shaft Dia. 10, Lead 4

Accuracy Grade C10

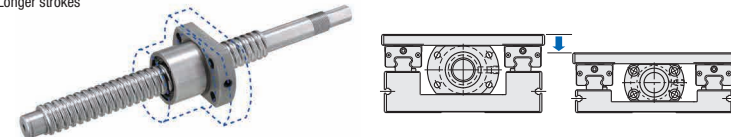
Points of comparison between similar products | Consider using this product if the usage environment is a high-load, and high-frequency drive application.



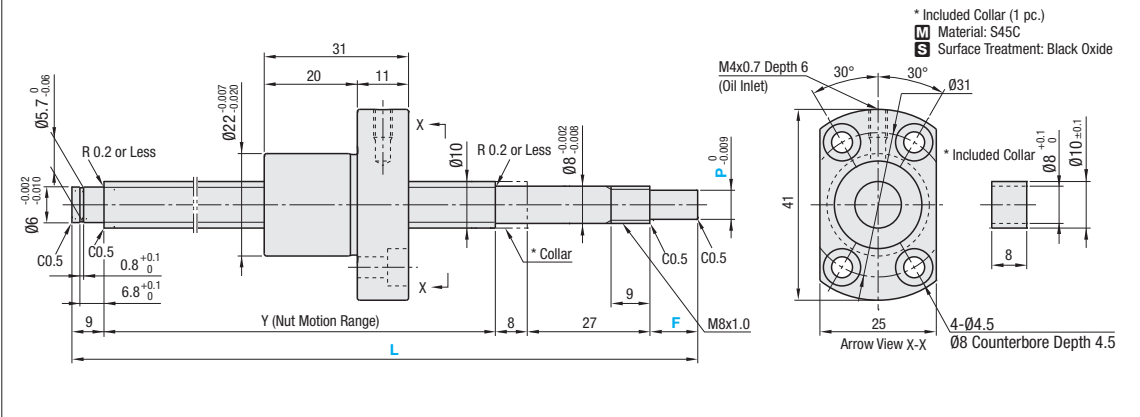
Nut Type	Type		Accuracy Grade	Shaft Dia.	Lead	Screw Shaft			Nut		
	Standard	F, P Configurable				Material	Hardness	Surface Treatment	Material	Hardness	Surface Treatment
Compact Nut	BSSC	BSSCK	C10	10	4	S55C	Induction Hardened 56-62HRC	-	SCM420H	Carburized 58-62HRC	-

Features of Compact Nut

- Compact O.D.
- Lower profile sliders can be used.
- Longer strokes



BSSC (K) 1004



Nut Type	Accuracy Grade	Part Number		1mm Increment			Y	Ball Dia.	Ball Center Dia.	Screw Root Dia.	Number of Circuits	Basic Load Rating C (Dynamic) kN Co (Static) kN	Axial Play	Twisting Direction		
		Type	Screw Shaft O.D.	Lead	L	*F									*P	
Compact Nut	C10	BSSC	10	04	150~600	10	6	L-54	2	10.25	(8.4)	3 turns, 1 row	1.87	3.0	0.05 or Less	Right
		BSSCK				10~18	5, 6	L-(44+F)								

* F and P are configurable for BSSCK only. $F \leq Px3$ kgf=Nx0.101972

Nut Type	Accuracy Grade	Part Number	Unit Price 1 ~ 4 pc (s).		
			L100~200	L201~400	L401~600
Compact Nut	C10	BSSC1004			

Ordering Example
 Part Number - L - F - P
 BSSC1004 - 200
 BSSCK1004 - 200 - F15 - P6

Notes

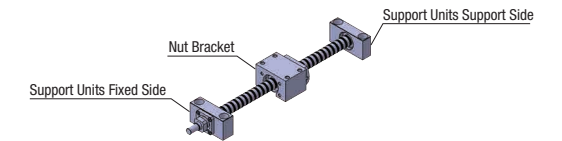
- Filled with lithium soap based grease (Alvania Grease S2 made by Showa Shell Sekiyu K.K).
- For accuracy of Ball Screws, see P.2223 and P.2224.
- For details of Support Units, see P.753 ~ P.778.
- Caution: Do not let the nuts overrun or remove the nuts from the screw shafts.
It may cause the balls to fall out or damage the ball recirculation parts.
- Use the "collar" position in the diagram for the accessory collar. Use one of the support unit accessory collars on the fastening nut side.
- Do not tilt the ball screw assembly since the nut may spin off from the shaft due to its own weight.

Alterations Part Number - L - F - P - (FC, SC...etc.)
 BSSC0802 - 270 - SC5

Alterations	Code	Spec.
No Machining on Support Side Shaft End	NC	No machining added on the support side shaft end. Ordering Code NC
Ball Nut Orientation Reversed (Support Side) (Fixed Side) Std. Revised	RLC	Changes the nut direction. Ordering Code RLC
No Retaining Ring Groove on Support Side Shaft End	RNC	Retaining ring groove is not machined on the support side shaft end. Ordering Code RNC Combination with FC is not available.
Change Support Side Shaft End Length	FC	Changes the length of the support side shaft end. FC=1mm Increment Ordering Code FC20 $11 \leq FC \leq 20$ Y dimension is shortened.
Wrench Flats on Fixed Side Incomplete Hardened Area	SZC	Adds wrench flats on the fixed side shaft end. Ordering Code SZC Ball bearings will fall out if the ball nut crosses the wrench flats.

Alterations	Code	Spec.
Keyway on Fixed Side Shaft End	KC	Adds a keyway on the fixed side shaft end. P=5 is not applicable. KC=1mm Increment Ordering Code KC5 $2 \leq KC \leq Px3$ KC≤F-1
Keyway on Fixed Side Shaft End	KLC	Adds a keyway at a customer specified area on the fixed side shaft end. (Keyway dim. is same as KC.) P=5 is not applicable. K, S=1mm Increment Ordering Code KLC-K5-S2 $3 \leq K+S \leq Px3$ K+S≤F-1
Flat Machined on Fixed Side Shaft End	SC	Adds a flat on the fixed side shaft end. SC=1mm Increment Ordering Code SC7 $5 \leq SC \leq Px3$ SC≤F-1
2 Flats Machined on Fixed Side Shaft End	SWC SGC	Adds two flats on the fixed side shaft end. SWC: 90° Position SGC: 120° Position 1mm Increment Ordering Code SWC7 $5 \leq SWC, SGC \leq Px3$ SWC, SGC≤F-1
Installing Special Temporary Shaft Temporary Shaft	TAS	Special Temporary Shafts suitable with Ball Screws are installed. When removing Nut from Screw Shaft, always use Special Temporary Shaft. For installation method, see P.685.

Peripherals: Combination of the following parts is available.



Combination with Support Units

Type	Screw Shaft O.D.	Lead	Recommended Support Unit					
			Part Number Type	No.	Shape	Fixed Side Support Side Page		
BSSC	10	04	BSV	8S	Square Low Profile	○	○	P.771
			BUV	8		○	○	P.772
			BRW	8S	Round	○	○	P.767
			BUR	6		○	○	P.768

Other than the part numbers shown above, a wide variety of Support Units are also available. (P.761~P.778)

Combination with Nut Brackets

Type	Screw Shaft O.D.	Lead	Recommended Nut Bracket			
			Part Number Type	No.	Page	
BSSC	10	04	BNFB	1004C	○	P.780
			BNFM		○	P.780
			BNFR		○	P.780
			BNFA		○	P.780

Other than the part numbers shown above, a wide variety of Nut Brackets are also available. (P.780)

Lower profile linear units can be designed by using in combination with Support Units Low Profile Type.

