[High Precision] Dovetail Slide, Feed Screw

Long (Selectable lead) / Compact Carriage (Lead 4.2mm)

Features: Dovetail Slide Feed Screw stage with selectable screw lead in 2mm, 5mm, 10mm. Long strokes equivalent of Rack & Pinion stages. Also suitable for vertical uses.

X-Axis Long
(Selectable lead type)

Z-Axis P.1959 RoHS10

XLSL

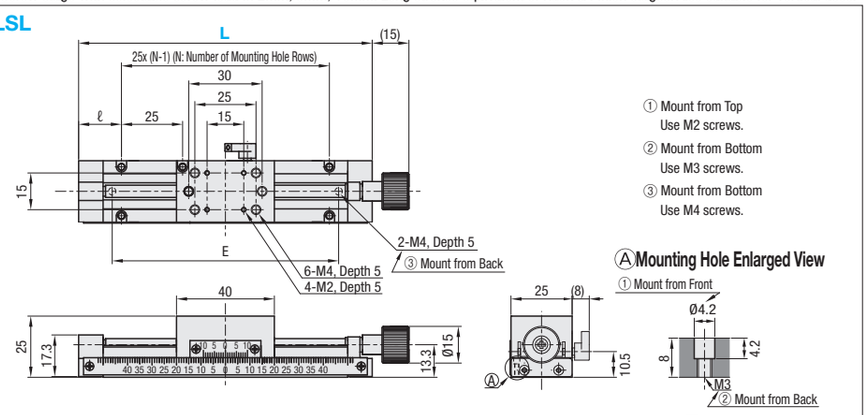

① Mount from Top
Use M2 screws.
② Mount from Bottom
Use M3 screws.
③ Mount from Bottom
Use M4 screws.

The scale in the above figure is for L120, and not for L90,150.
The external dimensions will be the same if L is the same, even if the move distance per knob rotation is different.

M Material: Aluminum Alloy
S Surface Treatment: Black Anodize

Part Number Type	No.	Travel per Rotation (mm)	Travel Distance (mm)	L	N Number of Mounting Hole Rows	Number of Mounting Holes (Nx2)	ℓ (mm)	E (mm)	Load Capacity (N) Horizontal	Load Capacity (N) Vertical	Travel Accuracy (μm) Straightness	Travel Accuracy (μm) Parallelism	Weight (kg)	Unit Price
XLSL	90	2	±27	90	3	6	20	55	29.4	14.7	30	30	0.14	
		5												
		10												
	120	2	±42	120	4	8	22.5	80					0.16	
		5												
		10												
	150	5	±57	150	5	10	25	110			40	40	0.18	
		10												

Resolution (Vernier Scale Indication): 0.1mm/division
Knob Cover HDCVR15 (Sold Separately): Ø15 knobs can be increased in diameter by installing the cover. P.2004
Adjustable Plate XPLT40: Use this plate when connecting stages with non-matching mounting holes. P.1915

Ordering Example | Part Number: XLSL90-5

Features: Smooth feeding dovetails slide stages in 4.2mm lead. A space saving slim shape (24.8mm width) compared to rectangle type XSL (**P.1900**).

X-Axis, Compact Carriage
(Lead 4.2mm)

XSSL

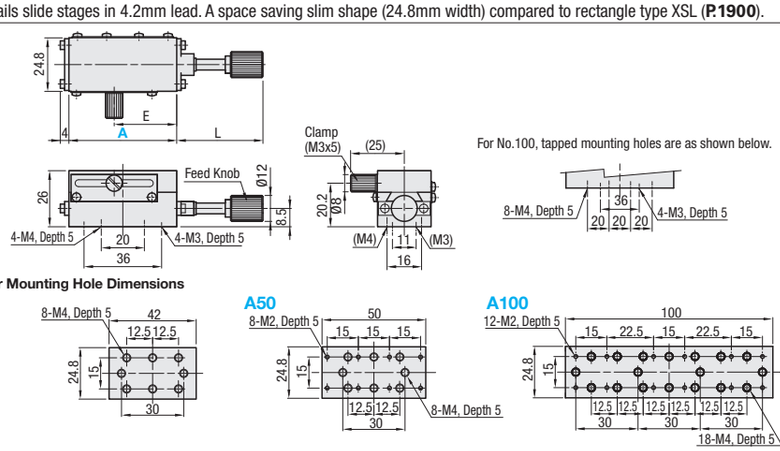

M Material: Aluminum Alloy S Surface Treatment: Black Anodize

Part Number Type	A	Stage Surface (mm)	Travel Distance (mm)	Travel per Rotation (mm)	L	E	Load Capacity (N) Horizontal	Load Capacity (N) Vertical	Travel Accuracy (μm) Straightness	Travel Accuracy (μm) Parallelism	Weight (kg)	Accessory Type M-L	Accessory Qty.	Unit Price
XSSL	40	24.8x42	±12	4.2	40	25	29.4	14.7	20	30	0.11	SCB4-8 SCB3-6	4	
	50	24.8x50	±16		40	29			30		0.12			
	100	24.8x100	±40		60	54	39.2	19.6			0.22	SCB4-8 SCB3-6	8 4	

Resolution (Vernier Scale Indication): 0.1mm/division
Extension Cover HDEXT12 (Sold Separately): Ø12 feed screw knob can be extended. P.2004
Adjustable Plate XPLT: Use this plate when connecting stages with non-matching mounting holes. P.1915

Ordering Example | Part Number: XSSL50

Alterations | Part Number XSSL100 - (R) - R

Alteration	Knob Position Change (Left/Right Reversed)
Spec.	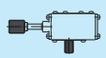
Code	R

[High Precision] X-Axis Dovetail Slide, Feed Screw / [Simplified Adjustments] X-Axis Rack & Pinion

Compact Carriage, Low Profile (Lead 4.2mm) / Standard

Features: Travel distance per knob rotation is approx. 1/4 of the Rack & Pinion Type. Suitable for fine pitch positioning over a long stroke.

X-Axis, Compact Carriage, Low Profile
(Lead 4.2mm)

XSSLC

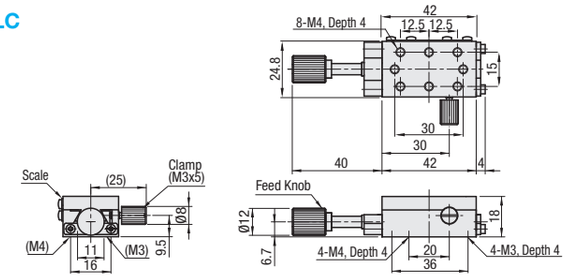

M Material: Aluminum Alloy
S Surface Treatment: Black Anodize

Part Number Type	No.	Stage Surface (mm)	Travel Distance (mm)	Travel per Rotation (mm)	Load Capacity (N) Horizontal	Load Capacity (N) Vertical	Travel Accuracy (μm) Straightness	Travel Accuracy (μm) Parallelism	Weight (kg)	Accessory Type M-L	Accessory Qty.	Unit Price
XSSLC	40	24.8x42	±12	4.2	19.6	9.8	30	30	0.08	SCB4-6	4	

Resolution (Vernier Scale Indication): 0.1mm/division
Extension Cover HDEXT12 (Sold Separately): Ø12 feed screw knob can be extended. P.2004
Adjustable Plate XPLT: Use this plate when connecting stages with non-matching mounting holes. P.1915

Ordering Example | Part Number: XSSLC40

Alterations | Part Number XSSLC40 - (R) - R

Alteration	Knob Position Change (Left/Right Reversed)
Spec.	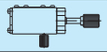
Code	R

Features: Simplified construction stages with large rapid feeds. Select from Standard or Precision grades based on application needs.

Standard Grade XKRG

Precision Grade XKRKG

XY-Axis P.1937

Part numbers (in): Not RoHS Compliant

Travel per Rotation: approx. 19mm

Accuracy Standards There are some mechanical clearances as shown below, and not recommended for positioning applications requiring accuracies.

Standard Grade XKRG

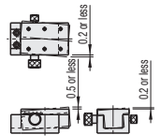

Precision Grade XKRKG

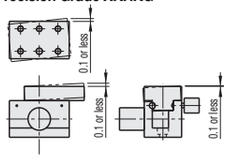

XKRG

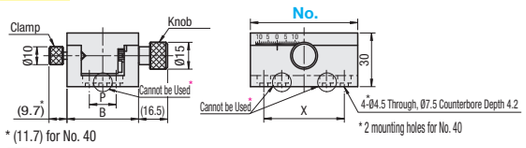

* (11.7) for No. 40

XKRKG

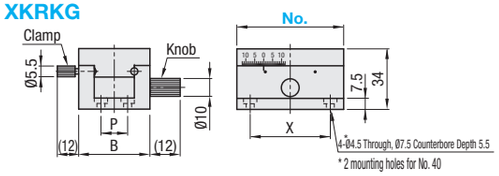

Stage Top Mounting Hole Dimensions

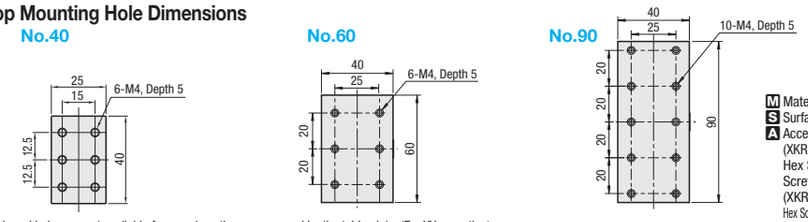

M Material: Aluminum Alloy
S Surface Treatment: Black Anodize
A Accessory:
(XKRG)
Hex Socket Low Head Cap Screw (CBS4-6) 4pcs.
(XKRKG)
Hex Socket Head Cap Screw (SCB4-6) 4pcs.
* 2pcs for No.40

* XKRG40/60 counterbored holes are not available for use since they are covered by the table plate. (For XY mounting)

Part Number Type	No.	Stage Surface (mm)	Travel Distance (mm)	B	X	P	Load Capacity (N)	Weight (kg)	Unit Price XKRG	Unit Price XKRKG
XKRG XKRKG	40	25x40	±12	25	31	-	29.4	0.10		
	60	40x60	±14	40	45	15	39.2	0.21		
	90	40x90	±23		75			0.30		

Travel per Rotation: Approx. 19mm Minimum Graduation: 0.5mm

Ordering Example | Part Number: XKRG60