

Slot Pins for Inspection Components

Straight Long, Stepped Straight Long

Features: Suitable when inspecting workpiece with depth. For compatible bushings, see P.1841~1846.

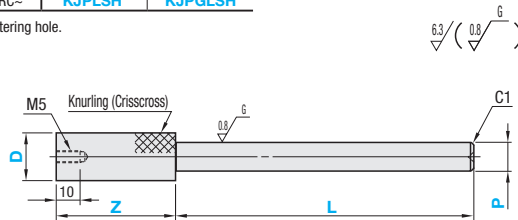
Straight Long

Material	Hardness	Type	
		P _{0.02}	P _{g6}
S45C Equivalent	-	KJPLS	KJPGLS
S45C Equivalent	45HRC~	KJPLSH	KJPGLSH

The tip may have a centering hole.

P	g6
4.00~6.00	-0.004 -0.012
6.01~10.00	-0.005 -0.014
10.01~18.00	-0.006 -0.017
18.01~29.00	-0.007 -0.020

Handles and pins may be joined with an adhesive. Heat or strong force may cause separation.



RoHS 10

Part Number	0.01mm Increment	1mm Increment	P _{0.02} Unit Price				P _{g6} Unit Price			
			KJPLS		KJPLSH		KJPGLS		KJPGLSH	
Type	D	P	L	Z	L50~100	L101~150	L50~100	L101~150	L50~100	L101~150
(S45C) KJPLS	12	4.00~10.00	(When P<12)	30						
(S45C) KJPGLS	16	6.00~14.00	50~100	40						
(S45C Hardened) KJPLSH	20	10.00~18.00	(When P≥12)	50						
(S45C Hardened) KJPGLSH	25	15.00~23.00	50~150	50						

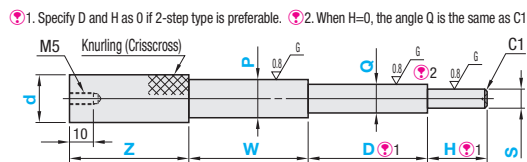
Stepped Straight Long (2 Steps, 3 Steps)

Material	Hardness	Type	
		P,Q,S _{0.02}	P,Q,S _{g6}
S45C Equivalent	-	KJPLDS	KJPGLDS
S45C Equivalent	45HRC~	KJPLDSH	KJPGLDSH

The joint of each step may have a relief groove (approx. 1mm wide and approx. 0.2mm deep).

S	g6
3.00	-0.002 -0.008
3.01~6.00	-0.004 -0.012
6.01~10.00	-0.005 -0.014
10.01~18.00	-0.006 -0.017
18.01~21.00	-0.007 -0.020

Handles and pins may be joined with an adhesive. Heat or strong force may cause separation.



RoHS 10

Part Number	1mm Increment	0.01mm Increment (P≥Q≥S)	P,Q,S _{0.02} Unit Price				P,Q,S _{g6} Unit Price			
			KJPLDS		KJPLDSH		KJPGLDS		KJPGLDSH	
Type	D	H	P,Q	S	Z Selection	W+D+H	W+D+H	W+D+H	W+D+H	
(S45C) KJPLDS	12	0	4.00~10.00	3.00~9.00	30	W+D+H	W+D+H	W+D+H	W+D+H	
(S45C) KJPGLDS	16	3~100	6.00~14.00	4.00~13.00	40	W+D+H	W+D+H	W+D+H	W+D+H	
(S45C Hardened) KJPLDSH	20	(W≤Px5) (D≤Qx4)	10.00~18.00	6.00~17.00	50	W+D+H	W+D+H	W+D+H	W+D+H	
(S45C Hardened) KJPGLDSH	25	(W+D+H≤150)	15.00~23.00	8.00~21.00		W+D+H	W+D+H	W+D+H	W+D+H	

Specify P=0 for W=0, Q=0 for D=0, S=0 for H=0.

Ordering Example: Part Number (TYPE, D) - P - L - Z

Ordering Example: Part Number (TYPE, D) - W - D - H - P - Q - S - Z

Alterations: Part Number - P - L - Z - (CH, KH, etc.)

Alterations: Part Number - W - D - H - P - Q - S - Z - (CH, KH, etc.)

Alterations	Code	Spec.	Alterations	Code	Spec.
Engraving of S Dimension	KHS	Machines flats on knurled head and engraves S dimension. Applicable to Stepped Straight Long Type only. Engraved on the reverse side when KH and KHS are combined.	Engraving of Q Dimension	KHQ	Machines flats on knurled head and engraves Q dimension. Applicable to Stepped Straight Long Type only. Engraved on the reverse side when KH and KHS are combined.
Engraving of P Dimension	KH	Machines flats on knurled head and engraves P dimension (with the character orientation arbitrary). Engraved on the reverse side when combined with KHQ and KHS.	Chain Alterations	CH	Loss-proof chain (length 600mm) is attached to gauge body. For chains only, see P.1862.
			Additional Surface Treatment (Black Oxide)	STC	Adds black oxide surface treatment.

Caution when making alterations to engravings (KHS, KH, KHQ)

If the pin and the knurled part are joined with an adhesive, 10mm of the tip is not machined flat because the tip is thin.

Slot Pins for Inspection Components

Threaded Straight Long, Threaded Pins

Features: Suitable when clamping workpiece with depth. For compatible bushings, see P.1847 and P.1852.

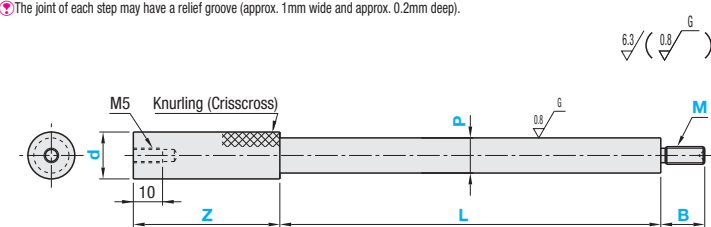
Threaded Straight Long

Material	Hardness	Type	
		P _{0.02}	P _{g6}
S45C Equivalent	-	KJPLM	KJPGLM

The joint of each step may have a relief groove (approx. 1mm wide and approx. 0.2mm deep).

P	g6
4.00~6.00	-0.004 -0.012
6.01~10.00	-0.005 -0.014
10.01~18.00	-0.006 -0.017
18.01~23.00	-0.007 -0.020

Handles and pins may be joined with an adhesive. Heat or strong force may cause separation.



RoHS 10

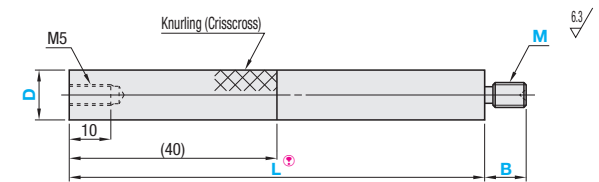
Part Number	P	M (P≥M) Selection	1mm Increment		Z Selection	Unit Price			
			L	B		KJPLM		KJPGLM	
Type	P _{0.02}	P _{g6}	d	L	B	Min. L	L101	Min. L	L101
KJPLM	12	4.00~10.00	4 5 6 8	35~145	5~25	~100	~145	~100	~145
KJPGLM	16	6.00~14.00	4 5 6 8 10 S10 12	(When P<12, L+B≤100)	(M≤B≤Mx3)				
	20	10.00~18.00	5 6 8 10 S10 12	(When P≥12, L+B≤150)					
	25	15.00~23.00							

S10 is fine thread (pitch 1.25).

Features: Suitable when clamping workpiece with threaded part.

Threaded Pins

Material	Type
S45C Equivalent	KJPND
SUS304	KJPNDS



When L is less than 40, entire length is knurled.

RoHS 10

Part Number	L	M	B	Unit Price						
				KJPND			KJPNDS			
Type	D	10mm Increment	M Selection	B 1mm Increment	L30~50	L60~100	L110~150	L30~50	L60~100	L110~150
(S45C) KJPND	10	30~150	4 5 6 8 10 S10	5~15						
(SUS304) KJPNDS	16									

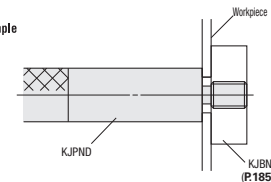
S10 is fine thread (pitch 1.25).

Ordering Example

(Threaded Long) Part Number (TYPE, d) - P - M - L - B - Z

(Threaded Pin) Part Number (TYPE, D) - L - M - B

Example



Alterations

Part Number - P - M - L - B - Z - (CH, KH, etc.)

Part Number - L - M - B - (STC)

Alterations	Code	Spec.	Alterations	Code	Spec.
Engraving of S Dimension	KHS	Machines flats on knurled head and engraves S dimension. Engraved on the reverse side when combined with KH. Applicable to Threaded Straight Long Type only.	Chain Alterations	CH	Loss-proof chain (length 600mm) is attached to gauge body. For chains only, see P.1862. Applicable to Threaded Straight Long Type only.
Engraving of P Dimension	KH	Machines flats on knurled head and engraves P dimension (with the character orientation arbitrary). Engraved on the reverse side when combined with KHS. Applicable to Threaded Straight Long Type only.	Additional Surface Treatment (Black Oxide)	STC	Adds black oxide surface treatment. Not applicable to SUS304.

Caution when making alterations to engraving (KHS, HF)

If the pin and the knurled part are joined with an adhesive, 10mm of the tip is not machined flat because the tip is thin.