


Slot Pins for Inspection Components

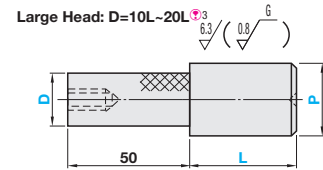
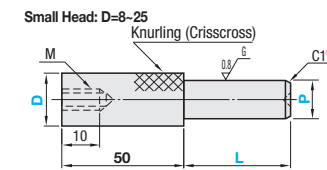
Straight, Handle Length Fixed

Features: Straight Slot Pins for Inspection Jigs. For compatible bushings, see P.1841~P.1844.

Straight
Handle Length Fixed



Material ^①	Hardness	Type	
		P _{0.02}	P _{g6}
S45C Equivalent	-	KJPS	KJPGS
S45C Equivalent	45HRC~	KJP SH	KJPG SH
SUS304	-	KJPSS	KJPGSS
SUS440C or 13Cr stainless	45~50HRC	KJPSSC	KJPGSSC



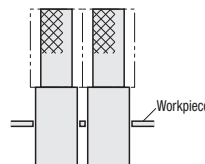
P	g6
2.00~ 3.00	-0.002 -0.006
3.01~ 6.00	-0.004 -0.012
6.01~10.00	-0.005 -0.014
10.01~18.00	-0.006 -0.017
18.01~30.00	-0.007 -0.020

④ Handles and pins may be joined with an adhesive. Heat or strong force may cause separation.

- ① For electroless nickel plating, please specify the alteration MN.
- ② SUS440C or 13Cr stainless has an identification groove on D part.
- ③ Dimensions not specified are the same as Small Head Type.
- ④ When P<3, C is 0.5.
- ⑤ The joint of each step may have a relief groove (approx. 1mm wide and approx. 0.2mm deep).
- ⑥ Large Head Type (D=10L ~ 20L) is available for S45C only.

Part Number (P _{0.02})	Type (Pg6)	0.01mm Increment		1mm Increment		M
		D	P Configurable	L Configurable		
(S45C) KJPS	(S45C) KJPGS	8	2.00~ 6.00	(When P<8)	M4	
(S45C Hardened) KJP SH	(S45C Hardened) KJPG SH	10	2.00~ 8.00	5~40	M5	
(SUS304) KJPSS	(SUS304) KJPGSS	12	4.00~10.00	(When P≥8)	M5	
(SUS440C or 13Cr stainless) KJPSSC	(SUS440C or 13Cr stainless) KJPGSSC	16	8.00~14.00	5~50	M5	
		20	10.00~18.00		M5	
		25	15.00~23.00	For SUS304 L≤Px5	M5	
		10L	10.00~16.00	For longer pins, P.1827.	M5	
		12L	12.00~20.00		M5	
		16L	16.00~25.00		M5	
		20L	20.00~30.00		M5	

Example <Large Head Type App. Example>
Avoids interference when pins are arranged close together.



Ordering Example
Part Number (TYPE, D) - P - L
KJPS10L - P14.5 - L10

D	P _{0.02}				P _{g6}			
	KJPS	KJP SH	KJPSS	KJPSSC	KJPGS	KJPG SH	KJPGSS	KJPGSSC
Small Head	8							
	10							
	12							
	16							
	20							
Large Head	10L							
	12L							
	16L							
	20L							

Alterations
Part Number - P - L - (CH, KH, KF-etc.)
KJPS10L - P12.5 - L30 - CH

Alterations	Code	Spec.
Chain Alterations	CH	Loss-proof chain (length 600mm) is attached to gauge body. ④ For chains only, see P.1862.
Additional Surface Treatment (Electroless Nickel Plating)	MN	Electroless nickel plating is applied. ④ Applicable to Material S45C only. ⑤ Combination with STC is not available.
Additional Surface Treatment (Black Oxide)	STC	Adds black oxide surface treatment. ④ Applicable to Material S45C only. ⑤ Combination with MN is not available.
Engraving of P Dimension	KH	Machines flats on knurled head and engraves P dimension (with the character orientation arbitrary).
Engraving of the Specified Characters	KF	Machines flats on knurled head and engraves P dimension (with the character orientation arbitrary). ④ Engraved on the reverse side when combined with KH and KHS. ⑤ Up to 8 digits max. ⑥ When combining with other options, enter this last.

Alterations	Code	Spec.
L Dimension Tolerance	LKC	Changes L dimension tolerance to ±0.05. ④ [Ordering Code] LKC ⑤ When the LKC is used, 0.1mm increment can be specified for L Dimension. ⑥ L<30 ⑦ P>4
No Relief Groove	NMN	Omits the relief groove between knurled part and straight part on the step. ④ Applicable to Material S45C only. ⑤ Not applicable to Large Head Type.
Handle Length	ZC	Changes handle length 50 to 10, 20, 30 or 40. ④ [Ordering Code] ZC20 ⑤ Z dimension 10 and 20 are only available when P≥5 and pin length L≤30. ⑥ Applicable to SUS304, SUS440C or 13Cr stainless only. ⑦ For handle length 10, there is no tapped hole. ⑧ For Large Head Type, only ZC30 and 40 are applicable.
Tapered Tip	STT	Tapers the tip. ④ Applicable when L≥10. ⑤ The length of m is included in that of L.
Air Vent	ABT	Adds air vent to P dimension.

Caution when making alterations to engraving (KH, KF)
④ The pin and the knurled part are joined with an adhesive. 10mm of the tip is not machined flat because the tip is thin.

Slot Pins for Inspection Components

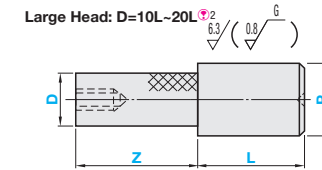
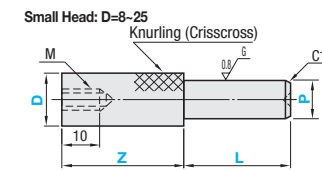
Straight, Handle Length Selectable

Features: Straight Slot Pins for Inspection Jigs. Handle lengths are selectable. For compatible bushings, see P.1841~P.1844.

Straight
Handle Length



Material ^①	Hardness	Type	
		P _{0.02}	P _{g6}
S45C Equivalent	-	KJP SZ	KJPG SZ
S45C Equivalent	45HRC~	KJP SH Z	KJPG SH Z



P	g6
2.00~ 3.00	-0.002 -0.006
3.01~ 6.00	-0.004 -0.012
6.01~10.00	-0.005 -0.014
10.01~18.00	-0.006 -0.017
18.01~30.00	-0.007 -0.020

④ Handles and pins may be joined with an adhesive. Heat or strong force may cause separation.

- ① For electroless nickel plating, please specify the alteration MN.
- ② Dimensions not specified are the same as Small Head Type.
- ③ When P<3, C is 0.5.
- ⑤ The joint of each step may have a relief groove (approx. 1mm wide and approx. 0.2mm deep).

Part Number (P _{0.02})	Type (Pg6)	0.01mm Increment		1mm Increment		Z Selection	M
		D	P Configurable	L Configurable			
(S45C) KJP SZ	(S45C) KJPG SZ	8	2.00~ 6.00	(When P<8)	M4		
(S45C Hardened) KJP SH Z	(S45C Hardened) KJPG SH Z	10	2.00~ 8.00	5~40	M5		
		12	4.00~10.00	(When P≥8)	M5		
		16	8.00~14.00	5~50	M5		
		20	10.00~18.00		M5		
		25	15.00~23.00	For SUS304 L≤Px5	M5		
		10L	10.00~16.00	For longer pins, P.1827.	M5		
		12L	12.00~20.00		M5		
		16L	16.00~25.00		M5		
		20L	20.00~30.00		M5		

④ Tapped holes are not provided on products with Z=10.
*Z dimension 10 and 20 are only available when P≥5 and pin length L≤30.

Ordering Example
Part Number (TYPE, D) - P - L - Z
KJP SZ16 - P10.20 - L30 - Z40

D	P _{0.02}		P _{g6}	
	KJP SZ	KJP SH Z	KJPG SZ	KJPG SH Z
Small Head	8			
	10			
	12			
	16			
	20			
Large Head	10L			
	12L			
	16L			
	20L			

Alterations
Part Number - P - L - Z - (CH, KH, KF-etc.)
KJP SZ20 - P16.65 - L30 - Z20 - MN

Alterations	Code	Spec.
Chain Alterations	CH	Loss-proof chain (length 600mm) is attached to gauge body. ④ For chains only, see P.1862.
Additional Surface Treatment (Electroless Nickel Plating)	MN	Electroless nickel plating is applied. ④ Applicable to Material S45C only. ⑤ Combination with STC is not available.
Additional Surface Treatment (Black Oxide)	STC	Adds black oxide surface treatment. ④ Applicable to Material S45C only. ⑤ Combination with MN is not available.
Engraving of P Dimension	KH	Machines flats on knurled head and engraves P dimension (with the character orientation arbitrary).
Engraving of the Specified Characters	KF	Machines flats on knurled head and engraves P dimension (with the character orientation arbitrary). ④ Engraved on the reverse side when combined with KH and KHS. ⑤ Up to 8 digits max. ⑥ When combining with other options, enter this last.

Alterations	Code	Spec.
L Dimension Tolerance	LKC	Changes L dimension tolerance to ±0.05. ④ [Ordering Code] LKC ⑤ When the LKC is used, 0.1mm increment can be specified for L Dimension. ⑥ L<30 ⑦ P>4
No Relief Groove	NMN	Omits the relief groove between knurled part and straight part on the step. ④ Applicable to Material S45C only. ⑤ Not applicable to Large Head Type.
Tapered Tip	STT	Tapers the tip. ④ Applicable when L≥10. ⑤ The length of m is included in that of L.
Air Vent	ABT	Adds air vent to P dimension.

Caution when making alterations to engraving (KH, KF)
④ The pin and the knurled part are joined with an adhesive. 10mm of the tip is not machined flat because the tip is thin.