


Flat Belt Conveyor SV Series

With Meandering Prevention Crosspiece, Center Drive, 2-Groove Frame (Pulley Dia. 30mm)

Dedicated web site <http://fa.misumi.jp/cvs/>
Conveyor selecting, component purchases,
and easy search for maintenance parts are available.



Features: Streamlined structuring has achieved the low cost. The center drive section is adjustable. The conveyor maintains good running straightness by the use of meandering prevention crosspiece to suppress lateral force induced meandering.

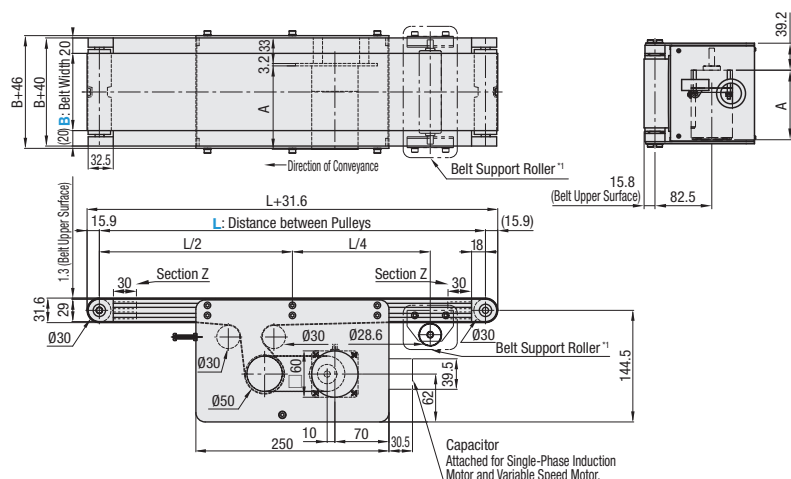


SVKR

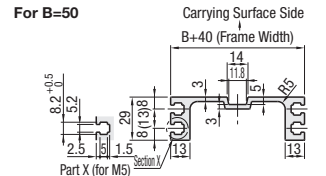
*When L \geq 490, each slot has four (4) nuts inserted. When counterbores for inserting nuts are required, please specify in alterations.
*1 When L \geq 2005, belt support rollers are mounted at these positions.
Ⓢ The dimensions in the diagram is for Belt Specification H (0.8mm THK.). Take note that belt thickness varies by Belt Specifications. For Belt Specifications, see P.1279.
Ⓣ The Z section of the frame is used for pulley holder mounting. The nuts cannot be moved to this area.

	Frame	Motor Cover①	Motor Cover②	Pulley Holder
M Material	Aluminum	Aluminum	SPCC	Aluminum
S Surface treatment	Clear Anodize	Paint	Paint	Paint

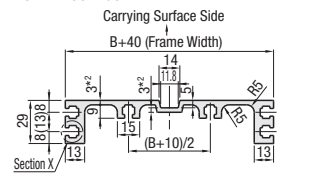
6W Motor Type



Frame Cross Section and Enlarged View

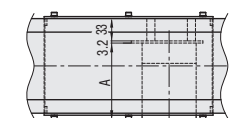


For B=100-250

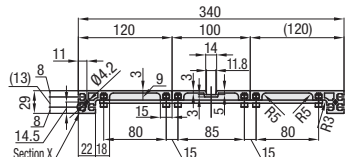


- Ⓣ For B=50, down facing slot is not provided.
- Ⓣ For B=200 and 250, *2 section thickness is 4mm.
- Ⓣ Compatible with JIS standard hex nuts.
- Ⓣ A pre-assembly insertion nut is not included.

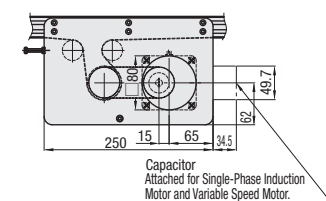
25W, 40W, 60W, 90W Motor Type



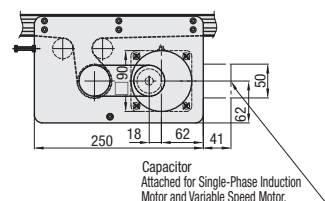
For B=300



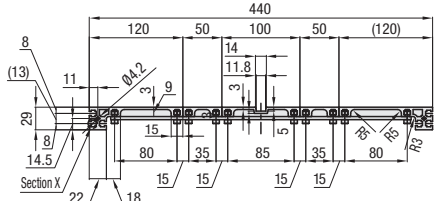
25W Motor Type



40W, 60W, 90W Motor Type



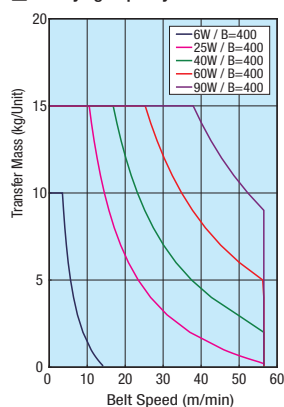
For B=400



A Dimension Details

Output (W)	Motor Specification	Manufacturer	Reduction Ratio	A
6W	Induction Motor	Panasonic	5-25	101.0
		Oriental	30-180	108.0
		Taiwanese	5-25	105.0
	Variable Speed Motor	Oriental	30-180	115.0
		Taiwanese	5-75	114.7
		Taiwanese	90-180	120.7
25W	Induction Motor	Panasonic	5-25	115.0
		Oriental	30-180	125.0
		Taiwanese	5-75	126.9
	Variable Speed Motor	Oriental	30-180	132.9
		Taiwanese	5-180	132.9
		Taiwanese	90-180	132.9

Conveying Capacity



*Reference Value may different by selected Belt.

Gearhead Reduction Ratio

Gearhead Reduction Ratio	Belt Speed (m/min)	
	50Hz	60Hz
5	47.1	56.5
7.5	31.4	37.7
9	26.2	31.4
12.5	18.8	22.6
15	15.7	18.8
18	13.1	15.7
25	9.4	11.3
30	7.9	9.4
36	6.5	7.9
50	4.7	5.7
60	3.9	4.7
75	3.1	3.8
90	2.6	3.1
100	2.4	2.8
120	2.0	2.4
150	1.6	1.9
180	1.3	1.6

Ⓣ For motor specification SCM, this is adjustable up to (1/15) × (max. speed).
The weight that can be conveyed decreases as the speed decreases.

Part Number	B Selection	L 5mm Increment	Motor		Gearhead Reduction Ratio	Belt Specification	Motor Manufacturer Selection
			Output (W)	Voltage (V)			
SVKR	50 100 150 200 250	390-3000	6	TA115 (Single-phase)	IM (Induction Motor) SCM (Variable Speed Motor)	H (General Specifications, Green) W (General Specifications, White) G (For Sliding, Green) S (For Sliding, White) D (For Electronic Parts Transfer) O (Oil Resistant, Navy Blue) N (Non-adhesive, White) J (No Belt)	A (Panasonic Motor) B (Oriental Motor) C (Taiwanese Motor) Ⓢ (Variable Speed Motor) Ⓣ is not selectable for A.
			25				
			40				
			60				
			90				
			25				
	40						
	60						
	90						
	40	TA115 (Single-phase)	IM (Induction Motor) SCM (Variable Speed Motor)	Ⓣ 5-9 not applicable for 6W Motor			
	60						
	90						
6	SA220 (3-Phase) SA230 (3-Phase)				IM (Induction Motor)		
25							
40							
60							
90							
6		NV (No Motor)	NM (No Motor)	NH (No Gearhead)			
25							
40							
60							
90							
50 100 150 200 250 300 400							

- Ⓣ Connect the motor so that the belt rotates in the direction of conveyance. For connection diagram, and details of motor and inverter, see P.1267 onward.
- Ⓣ When "No motor, gearhead" is selected, the motor mounting hole pitch will vary depending on the motor's power rating. Please see Technical Information in our Conveyor Selection web site for the dimension details.
- Ⓣ When "No motor, gearhead" is selected, this unit will be delivered unassembled. The customer is to assemble the unit according to the included assembly instructions. See our Conveyor Selection site for assembly procedures and packaging details.
- Ⓣ Note that warpage might occur in belts with meandering prevention crosspiece depending on the number of plies (thickness).
- Ⓣ It is not recommended to use the conveyor while it is tilted, regardless of the belt specifications.

Belt Specification	Standard Belt (Body Price Only)	Optional Belt 1	Optional Belt 2	No Belt
General Purpose	H (Green), W (White)	-	-	J (No Belt)
For Sliding	G (Green), S (White)	-	-	
For Inclined Transfer	-	-	-	
Grip Type	-	-	GG (Green), GW (White)	
Oil Resistant	O (Green)	OW (White)	-	
Non-adhesive	N (White)	NB (Sky Blue), NBG (Lime Green) HH (Green), HW (White)	-	
For Food Transfer	-	KW (White), KSB (Sky Blue), PHB (Sky Blue)	-	
For Electronic Parts Transfer	D (Black)	-	-	

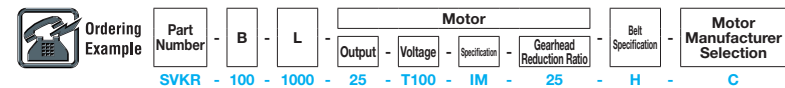
- Ⓣ For Flat Belt details, see P.1279-.
- Ⓣ In case of selecting Optional Belts, please select motor manufacturer A or B (Motor C is applicable for Standard Belt only).
- Ⓣ Select a belt with a thickness of 1.0 mm or less for a motor output of 6 W.

Part Number	B	Body Price 1 - 2 pc(s).																							
		L390-400	L405-500	L505-600	L605-700	L705-800	L805-900	L905-1000	L1005-1100	L1105-1200	L1305-1400	L1405-1500	L1505-1600	L1605-1700	L1705-1800	L1805-1900	L1905-2000	L2005-2200	L2205-2400	L2405-2600	L2605-2800	L2805-3000			
SVKR	50																								
	100																								
	150																								
	200																								
	250																								
	300																								
400																									

Ⓣ For orders larger than indicated quantity, please check with WOS.

Motor Spec. Price	Motor Output Specification		A (Panasonic Motor)	B (Oriental Motor)	C (Taiwanese Motor)	R (No Motor, Gearhead)
	6W	IM				
25W	IM					
40W	SCM					
60W	IM					
90W	SCM					

Belt Spec. Price	Standard Belt	Optional Belt 1	Optional Belt 2	No Belt
------------------	---------------	-----------------	-----------------	---------



Ex.) For No Belt: SVKR-100-1000-25-T100-SCM-25-J-B
 Ex.) For Optional Belt 2: SVKA-100-1000-25-T100-SCM-25-HV-B
 Ex.) For No Motor, Gearhead: SVKR-100-1000-25-NV-NM-NH-H-R
 $\text{Body Price} + \text{Motor, Belt Spec. Price} = \text{Unit Price}$

Machine Weight (With a Motor Output of 6 W)

Belt Width B (mm)	Distance Between Pulleys L (mm)				
	500	1000	1500	2000	2500
50	5.4	6.5	7.5	8.6	9.6
100	7.2	8.7	10.3	11.8	13.4
150	8.7	10.5	12.3	14.1	15.9
200	10.4	12.7	15	17.3	19.6
250	12	14.6	17.2	19.8	22.4
300	14.7	17.1	19.5	21.9	24.3
400	16.1	20.4	24.9	29.3	33.7

*When the motor output is 25 W, add 1.1 kg.
 *When the motor output is 40 W, add 2.1 kg.
 *When the motor output is 60 W, add 3.1 kg.
 *When the motor output is 90 W, add 3.6 kg.

Alterations	Specify Drive Section Position	
	Additional Counterbores	
	Roller Edge	
	Motor Cover with Window	
Brackets for Speed Controller Included		
Post-Assembly Insertion Nuts Included		
Motors with Electromagnetic Brake		
Stands (Legs)		

For details of alterations, see P.1264 onward.