

Nozzles for Pipe Washing / Terminals for Nozzles

-Multi-port Clamp-

Terminals for Nozzles

-Clamp Type / Block Type-

Nozzles for Pipe washing

PWNZR

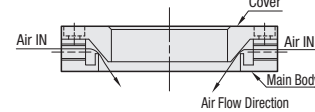
Material: A6063
Accessory: M3 Bolt (SUS304)x4 pcs.

* Cover and body are assembled as shown in the photo before shipping.

RoHS 10

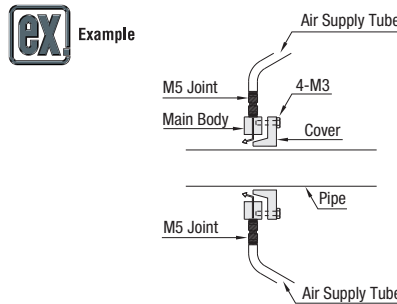
Part Number Type	No.	Cover Dimension				Body Dimension				P.C.D.	Applicable Max. Pipe Outer Dia.	
		B1	B2	B3	B4	A1	A2	A3	A4			
PWNZR	10	49	26	28	40	57	34	36	42	57	49	Ø20
	20	59	36	38	50	67	44	46	52	67	59	Ø30

Structure Diagram



- Step**
- Assemble body and cover, then attached pipe for cleaning to the nozzle.
 - With air pressure from both sides by an air compressor, air out-flows evenly from internal clearance.
- Specification**
- Nozzle Air Pressure Mpa (kg/cm²) when service air pressure is 0.69Mpa (7kg/cm²).
- No.10 0.15 (1.54)
 - No.20 0.11 (1.19)
- Use for blowing around cylindrical work (pipe, etc.).

Order Example Part Number **PWNZR10**

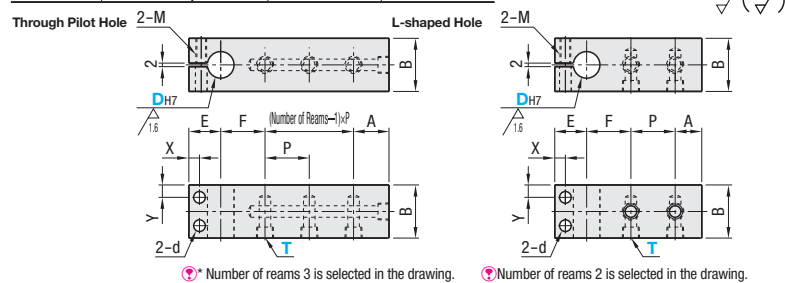


Terminals for Nozzles

-Multi-port Clamp-



Type	Material	Surface Treatment	Accessory
Through Pilot Hole L-shaped Hole	A5052	Clear Anodizing	Hexagon Socket Head Cap Screw (SUS304)
NZTE NZTEA			
NZTL NZTLA			



Order Example Part Number **NZTE15** - No. - T
NZTLA20 - 3 - 1

Part Number Type	D	Number of Reams	T Rc (PT) or M Selectable	P	B	E	F	A		Y	X	d	M	Included Bolt M-L
								Pilot Hole	L-shaped					
Through Pilot Hole L-shaped Hole	12	1	1(1/8)	20	20	18	20	15	10	4.5	6	5.5	M5	M5-18
	15	2	5(M5)	25	30	22	25	20	15	7	7	6.6	M6	M6-28
	20	3	1(1/8)	30	40	32	35	30	16	7	10	9	M8	M8-40
NZTE NZTL	25		2(1/4)											

⊕DH7 tolerances is measured before slitting.

Terminals for Nozzles

-Clamp Type-

NZTA

When D=8 - 10 H

When D=12 - 15 H

Material: A6063 Surface Treatment: White Alumite

RoHS 10

Part Number Type	D	No.	Rc (PT)	B	L	E	G	H	F	MA	d	d1	h	W	Included Bolt
NZTA	8			12	27	11	16	7	10	M3	3.5	6.5	3.5	1	SCB3-8
	10			16	30	13.5	16.5	8.5		M4	4.5	8	4.5	1.5	SCB4-10
	12		1/8	18	40	15	25	10	16	M4	4.5	8	4.5	1.5	SCB4-10
	15		1/4	22	52	19	33	13	22	M5	5.5	9.5	5.5	1.5	SCB5-15

Terminals for Nozzles

-Block Type-



NZTB

NZTC

NZTD

Material: A6063 Surface Treatment: White Alumite

RoHS 10

Part Number Type	No.	T	Thread Selection	N. of Female Thread Holes	1/16				1/8				M3 or M5				M6			
					P	H	L	A	P	H	L	A	P	H	L	A	P	H	L	A
NZTB	1		0.5(1/16)	1	-	14	12	4	-	19	15	5	-	12	10	4	-	12	10	4
	2		1(1/8)	2	16	14	12	4	20	19	15	5	10	12	10	4	12	12	10	4
	1-1		3(M3)	3	16	14	12	4	20	19	15	5	10	12	10	4	12	12	10	4
	1-2		5(M5)	4	16	14	12	4	20	19	15	5	10	12	10	4	12	12	10	4
NZTC	1																			
	2																			

Order Example Part Number **NZTA8** - No. - T
NZTB1-1 - H
NZTC1 - 0.5
NZTD4

