

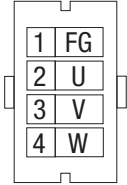
AC Servo Motor Compatible Cable Connection Diagram

Cable for Mitsubishi Electric J4 / J3 / JN / J3W Series

▼ Motor Power Cable Connection Diagram

SVPM-J3HF1(R)

Product Page [O611](#)



Pin Number	Signal	Cable Type	
		A / B	C / D
2	U	Red	Black / 1
3	V	White	Black / 2
4	W	Blue	Black / 3
1	FG	YG	YG

* View from cable side mating surface

SVPM-J3W1(R)

Product Page [O607](#)

Amplifier Side			Motor Side		
Signal Name	Wire Color A / B Cable	Pin Number	Pin Number	Wire Color A / B Cable	Signal Name
FG	Y/G	2A	1	Y/G	FG
U	Red	1B	2	Red	U
V	White	2A	3	White	V
W	Blue	1A	4	Blue	W

Selection Method of Connector Included Cable

Square Connector Included Cable

Coaxial Connector Included Cable

Cable with Round Connector

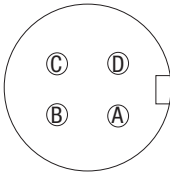
Nylon Connector Included Cable

Custom Service

Connector Included Cable Documents

SVPM-J3HF2, 3, 5, 6

Product Page [O611](#)

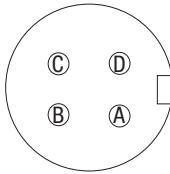


Pin Number	Signal	Cable Type	
		A / B	C / D
A	U	Red	Black / 1
B	V	White	Black / 2
C	W	Blue	Black / 3
D	FG	YG	YG

* View from device side mating surface

SVPM-J3HF8

Product Page [O611](#)

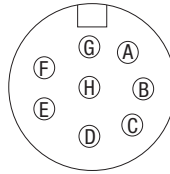


Pin Number	Signal	Cable Type	
		A / B	C / D
A	U	Red	Black / 1
B	V	White	Black / 2
C	W	Blue	Black / 3
D	FG	YG	YG

* View from device side mating surface

SVPM-J3HF9

Product Page [O611](#)

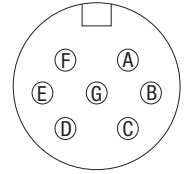


Pin	Signal	Cable Type	
		A / B	C / D
A	U	Red	Black / 1
B	V	White	Black / 2
C	W	Blue	Black / 3
D	FG	YG	YG
E	-	-	-
F	-	-	-
G	-	-	-
H	-	-	-

* View from device side mating surface

SVPM-J3HF10

Product Page [OWeb](#)

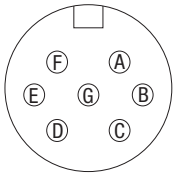


Pin	Signal	Cable Type	
		A / B	C / D
A	U	Red	Black / 1
B	V	White	Black / 2
C	W	Blue	Black / 3
D	FG	YG	YG
E	-	-	-
F	-	-	-
G	-	-	-

* View from device side mating surface

SVPM-J3HF7

Product Page [OWeb](#)



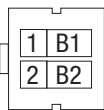
Pin	Signal	Cable Type	
		A / B	C / D
A	U	Red	Black / 1
B	V	White	Black / 2
C	W	Blue	Black / 3
D	FG	YG	YG
E	-	-	-
F	-	-	-
G	-	-	-

* View from device side mating surface

SVPM-J3HF1B (R) / J3W1B (R)

Product Page [O607, 611](#)

Signal Arrangement



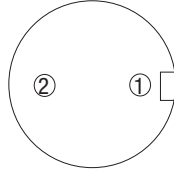
Pin Number	Signal	Cable Type	
		A / B	C / D
1	B1	White	White
2	B2	Black	Black

* View from cable side mating surface

* B1 and B2 have no polarity

SVPM-J3HF2B, 3B, 5B, 6B

Product Page [O611](#)



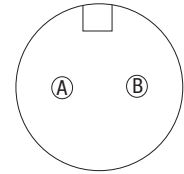
Pin Number	Signal	Cable Type	
		A / B	C / D
1	B1	Black	Black / 1
2	B2	Black	Black / 2

* View from device side mating surface

* B1 and B2 have no polarity

SVPM-J3HF7B

Product Page [O611](#)



Pin	Signal	A / B Cable	
		Wire Color	Wire Color
A	B1	Black	Black
B	B2	Black	Black

* View from device side mating surface

* B1 and B2 have no polarity