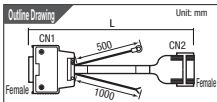


Connector Conversion / Branch Cable

Mitsubishi / Omron Supported Cable Connection Diagram Product Page 587 ~ 590

FM48H-A



Connection Diagram

CN1 FCN-361J048-AU	CN2 XG4M-3430-T
A1/B1	2
A2/B2	3
A7	4
A8	5
A5	6
A6	7
A10	8
A11	9
A16	10
A14	11
A24/B24	12
A19	13
A12	14
A15	15
A23	16
A22	17
A19	18
B7	19
B5	20
B8	21
B6	22
B10	23
B16	24
B14	25
B22	26
B22	27
B29	28
B21	29
B19	30
B12	31
B12	32
A15/B15	33
A3/B3	34
A4/B4	35
FG	36

Selection Method of Connector Included Cable

Square Connector Included Cable

Coaxial Connector Included Cable

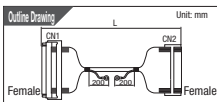
Round Connector Included Cable

Nylon Connector Included Cable

Custom Service

Connector Included Cable Documents

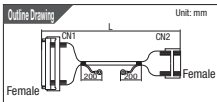
FM50B-A



Connection Diagram

CN1 FCN-367J056-AU-F	CN2 XG4M-6030-T
A1	20
A2	18
A3	16
A7	8
A8	6
A9	4
A10	40
A11	38
A12	36
A17	28
A18	26
A19	24
A20	60
A21	58
A25	48
A26	46
A27	44
B1	19
B2	17
B3	15
B6	9
B7	7
B8	5
B9	1
B10	39
B11	37
B12	35
B15	29
B16	27
B17	25
B18	21
B19	59
B20	57
B21	55
B24	49
B25	47
B26	45
B27	41
A28	NC
B28	NC
NC	22
NC	23
NC	42
NC	43

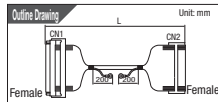
FM48I-A



Connection Diagram

CN1 FCN-367J048-AU-F	CN2 XG4M-4030-T
A1	1
A2	2
A3	3
A4	4
A5	5
A6	6
A7	7
A8	8
A9	NC
A10	9
A11	10
A12	11
A13	12
A14	13
A15	14
A16	14
A17	NC
A18	NC
A19	15
A20	16
A21	17
A22	18
A23	19
A24	20
B1	21
B2	22
B3	23
B4	24
B5	25
B6	26
B7	27
B8	28
B9	NC
B10	29
B11	30
B12	31
B13	32
B14	33
B15	34
B16	34
B17	35
B18	36
B19	37
B20	38
B21	39
B22	38
B23	39
B24	40

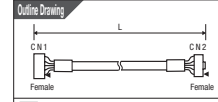
FM50A-A



Connection Diagram

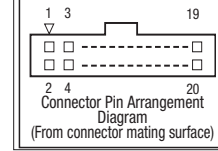
CN1 FCN-367J056-AU-F	CN2 XG4M-6030-T
A1	1
A2	3
A3	5
A7	7
A8	8
A25	49
A26	51
A27	53
A28	55
NC	57
NC	59
B1	2
B2	4
B3	6
B25	50
B26	52
B27	54
B28	56
NC	58
NC	60

MM20D-A

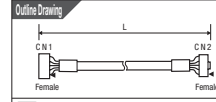


Connection Diagram

CN1	CN2
1	1
2	2
3	3
4	4
5	5
6	6
7	7
8	8
9	9
10	10
11	11
12	12
13	13
14	14
15	15
16	16
17	17
18	18
19	19
20	20

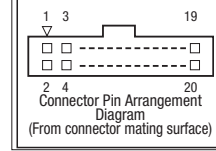


MM20C-A

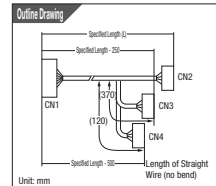


Connection Diagram

CN1	CN2
1	3
2	4
3	1
4	2
5	5
6	6
7	7
8	8
9	9
10	10
11	11
12	12
13	13
14	14
15	15
16	16
17	17
18	18
19	19
20	20



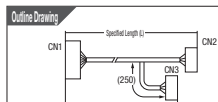
FM53B-A



Connection Diagram

CN1 FCN-367J056-AU-F	CN2 XG4M-2030-T	CN3 XG4M-2030-T
A1	20	20
A2	18	18
A3	16	16
A7	8	8
A8	6	6
A9	4	4
B1	19	19
B2	17	17
B3	15	15
B6	9	9
B7	7	7
B8	5	5
B9	1	1
NC	2	2
NC	3	3
A10	38	38
A11	36	36
A12	34	34
A17	28	28
A18	26	26
A19	24	24
A20	60	60
A21	58	58
A25	48	48
A26	46	46
A27	44	44
B1	19	19
B2	17	17
B3	15	15
B6	9	9
B7	7	7
B8	5	5
B9	1	1
NC	2	2
NC	3	3
A19	59	59
A20	57	57
A21	55	55
A26	15	15
A27	17	17
A28	19	19
B19	2	2
B20	4	4
B21	6	6
B24	9	9
B25	7	7
B26	5	5
B27	1	1
B28	NC	3

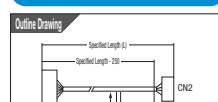
FM52B-A



Connection Diagram

CN1 FCN-367J056-AU-F	CN2 XG4M-2030-T	CN3 XG4M-2030-T
A1	20	20
A2	18	18
A3	16	16
A7	8	8
A8	6	6
A9	4	4
A10	40	40
A11	38	38
A12	36	36
A16	28	28
A17	26	26
A18	24	24
B1	19	19
B2	17	17
B3	15	15
B6	9	9
B7	7	7
B8	5	5
B9	1	1
B10	39	39
B11	37	37
B12	35	35
B17	14	14
B15	14	14
B16	27	27
B17	25	25
B18	21	21
NC	2	2
NC	3	3
NC	22	22
NC	23	23
A19	20	20
A20	18	18
A21	16	16
A22	14	14
A23	12	12
A24	10	10
A25	8	8
A26	3	3
A27	5	5
A28	2	2
B19	19	19
B20	17	17
B21	15	15
B22	13	13
B23	11	11
B24	9	9
B25	7	7
B26	5	5
B27	1	1
B28	NC	3

FM53A-A



Connection Diagram

CN1 FCN-367J056-AU-F	CN2 XG4M-2030-T	CN3 XG4M-2030-T	CN4 XG4M-2030-T
A1	1	1	1
A2	3	3	3
A3	5	5	5
A7	7	7	7
A8	13	13	13
A9	15	15	15
A10	17	17	17
B1	2	2	2
B2	4	4	4
B3	6	6	6
B7	14	14	14
B8	16	16	16
B9	18	18	18
NC	19	19	19
NC	20	20	20
A10	1	1	1
A11	3	3	3
A12	5	5	5
A16	13	13	13
A17	15	15	15
A18	17	17	17
B10	2	2	2
B11	4	4	4
B12	6	6	6
B16	14	14	14
B17	16	16	16
B18	18	18	18
A19	1	1	1
A20	3	3	3
A21	5	5	5
A26	15	15	15
A27	17	17	17
A28	19	19	19
B19	2	2	2
B20	4	4	4
B21	6	6	6
B26	16	16	16
B27	18	18	18
B28	NC	20	20