


STRAIGHT BLOCK SETS

Green character items
now kept in stock.

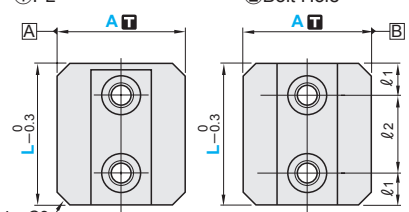
 Stock Items in Thailand



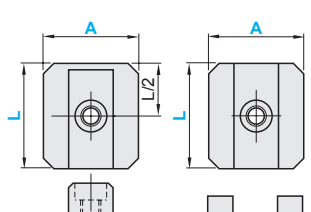
Group	Model	V Tolerance		A Tolerance	V Dimension Symmetry against A·B Plane	Material	Hardness
		① Pin	② Bushing				
Precision type	C-TBSF	0 -0.01	+0.01 +0.005	A>30... $\begin{matrix} 0 \\ -0.01 \end{matrix}$ A>30... $\begin{matrix} 0 \\ -0.02 \end{matrix}$	0.008 max	Equivalent to YK30	56HRC~

■ Mounting bolt hole: 2 (L30~50)

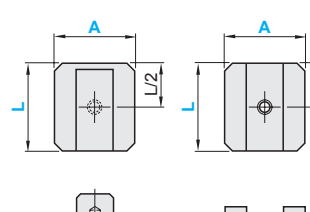
① PL ② Bolt Hole

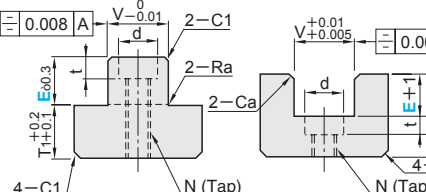



■ Mounting bolt hole: 1 (L25)

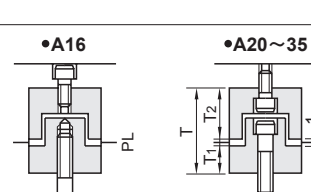


■ Mounting bolt hole: 1 (L16 · 20)













•A16 •A20~35

V	T	T1	T2	Ra	Ca	Bolt Hole				Mounting Bolt	NTap	Number of Bolt Hole	Model		L Selection	E	U/price
						ℓ1	ℓ2	d	t				Type	A			
9	26	8	17	1	1	-	-	-	-	M4	M4	1	C-TBSF	16	16	8	Quotation via WOS
	26		17												20	8	
	26		17												25	8	
12	30	12	21	1	1	7.5	15	6.5	3.5	M3	M4	1	C-TBSF	20	25	12	
	26		17												30	8	
	30		21												30	12	
15	32	10	21	1	1	7.5	15	8	5	M4	M5	1	C-TBSF	25	25	10	
	37		26												30	15	
	36		23												30	12	
17	44	12	31	1	1	10	20	9.5	6	M5	M6	2	C-TBSF	30	30	20	
	36		23												40	12	
	44		31												40	20	
20	41		28					11	7	M6	M8		C-TBSF	35	40	15	

 Order Part Number — L — E
C-TBSF 20 — 25 — 8

 Delivery  1 Day

 Price Contact Information for Inquiry
WOS: <http://th.misumi-ec.com/>
TEL: 038-959-200 FAX: 038-959-202

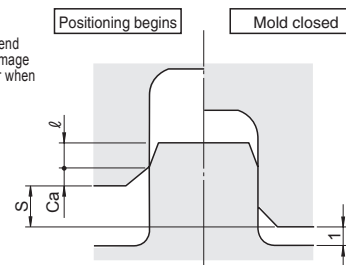
■ Quantity discount rate

Quantity	1~9	10~19	20~29	≥30
Rate	—	5%	10%	15%

☝ To be quoted on price & lead time above Max. Q'ty

- Precautions for Use
- Please keep about 1mm gap between end faces of pin and bushing to prevent damage caused by knocking against each other when the mold is closed.

E	S
(Effective length max.)	
8	5.5
10	7.5
12	9.5
15	11.0
20	16.0
25	21.0



■ Characteristics

- Applicable to positioning in precision mold such as connector and electronic device etc.
- It is capable of preventing wear and damage in core pins because it can be positioned before core pins are inlaid on cavity.
- It is recommended to use precision angular pin together due to the narrow gap between pin and bushing.