


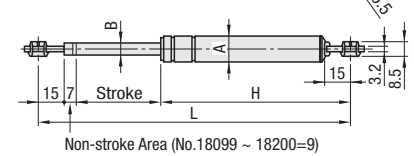
Gas Springs

Mounting Orientation Limited Type

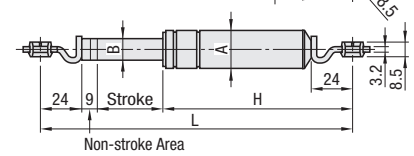


FGS

No.15049~No.18200



No.22250~No.22360



MMaterial
Cylinder: STKM11A (Carbon Steel Hollows for Machine Structural Use)
Rod: S20C
Bushing: Polyacetal Resin (White)
Gas: Nitrogen Gas (N₂)
SSurface Treatment
Cylinder: Baked Paint (Black Matt)
Rod: Hard Chrome Plating
Operating Temperature: -20 ~ 60°C
For No.15049, operating temperature should be 0 ~ 60°C.

Type	Part No.	Reaction Force (Fa)	Max. Length	Min. Length	Stroke	Gas Reaction Force (20°C)				O.D.	Rod Dia.	H	Applicable Mounting Bracket	Weight (g)	Unit Price
						Lmax -10mm Stroke		Lmax - (S) in the Stroke							
						N	kgf	N	kgf						
FGS	15049 - 030		181	132	49	30	3.0	40	4.1	15	7	110	GSBR6A GSBR6B GSBR6C GSBR6D (P.384)	83	
	15049 - 055	55				6.0	71	7.2							
	15049 - 070	70				7.1	89	9.0							
	15049 - 085	85	9.0	109	11.1	59	130	96							
	15049 - 150	150	15.0	191	19.5										
	15069 - 050	50	5.0	67	6.8										
	15069 - 080	80	8.0	107	10.9	79	150	109							
	15069 - 100	100	10.2	132	13.4										
	15069 - 120	120	12.0	158	16.1										
	15089 - 070	70	7.0	94	9.6	89	160	116							
	15089 - 085	85	8.7	115	11.7										
	15089 - 100	100	10.0	135	13.8										
	15089 - 150	150	15.0	202	20.6	89	160	116							
	15089 - 200	200	20.0	268	27.3										
	15099 - 075	75	8.0	101	10.3										
	15099 - 120	120	12.0	162	16.5	89	160	116							
	15099 - 200	200	20.0	270	27.6										
	18099 - 300	300	30.5	392	39.9										
	18099 - 400	400	40.7	522	53.2	110	221	183							
	18120 - 100	100	10.0	123	13.0										
	18120 - 200	200	20.0	245	25.0										
	18120 - 300	300	31.0	367	37.0	140	246	205							
	18120 - 400	400	41.0	489	50.0										
	18150 - 100	100	10.0	126	12.9										
	18150 - 150	150	15.0	188	19.2	190	301	248							
	18150 - 200	200	20.0	251	25.6										
	18150 - 250	250	26.0	313	31.9										
	18200 - 100	100	10.0	127	13.0	240	352	409							
	18200 - 150	150	15.0	190	19.4										
	18200 - 200	200	20.0	253	25.8										
18200 - 300	300	31.0	379	38.7	260	377	556								
22250 - 100	100	10.0	129	13.2											
22250 - 150	150	15.2	193	19.6											
22250 - 200	200	20.0	257	26.2	280	407	469								
22250 - 300	300	31.0	384	39.2											
22250 - 400	400	41.0	511	52.1											
22270 - 345	345	35.0	528	53.9	290	440	523								
22270 - 500	500	51.0	763	77.9											
22270 - 700	700	71.0	1065	108.7											
22290 - 745	745	76.0	1160	118.4	290	440	523								
22290 - 845	845	86.0	1314	134.1											
22300 - 200	200	20.0	257	26.2											
22300 - 250	250	26.0	321	32.8	350	440	523								
22300 - 300	300	31.0	385	39.3											
22360 - 215	215	22.0	284	29.0											
22360 - 345	345	35.0	456	46.5											

Ordering Example: Part Number - Reaction Force
FGS15049 - 150

Mounting Brackets for Gas Springs



RoHS10

Part Number	M	S	A	Applicable Gas Spring
GSBR8A	SS400	Trivalent Chromate	① E Type Retaining Ring 1pc. ② Washer 1 pc.	FGS22□□
GSBR8A-S		Black	① E Type Retaining Ring 1pc. ③ PMA Bushing 1pc. each	FGSS15□□18□□22□□

Part Number	M	S	A	Applicable Gas Spring
GSBR6A	SS400	Trivalent Chromate	① E Type Retaining Ring 1pc. ② Washer 1 pc.	FGS15□□ FGS18□□
GSBR6A-S		Black	① E Type Retaining Ring 1pc. ② Washer 1 pc.	FGS15□□ FGS18□□

Part Number	M	S	A	Applicable Gas Spring
GSBR8□	SS400	Trivalent Chromate	① E Type Retaining Ring 1pc. ② Washer 1 pc.	FGS22□□
GSBR8□-S		Black	① E Type Retaining Ring 1pc. ③ PMA Bushing 1pc. each	FGSS15□□18□□22□□

Part Number	M	S	A	Applicable Gas Spring
GSBR6B	SS400	Trivalent Chromate	① E Type Retaining Ring 1pc. ② Washer 1 pc.	FGS15□□ FGS18□□
GSBR6C		Black	① E Type Retaining Ring 1pc. ② Washer 1 pc.	FGS15□□ FGS18□□

Part Number	M	S	A	Applicable Gas Spring
GSBR8D	SS400	Trivalent Chromate	① E Type Retaining Ring 1pc. ② Washer 1 pc.	FGS22□□
GSBR8D-S		Black	① E Type Retaining Ring 1pc. ③ PMA Bushing 1pc. each	FGSS15□□18□□22□□

Part Number	M	S	A	Applicable Gas Spring
GSBR6D	SS400	Trivalent Chromate	① E Type Retaining Ring 1pc. ② Washer 1 pc.	FGS15□□ FGS18□□
GSBR6D-S		Black	① E Type Retaining Ring 1pc. ② Washer 1 pc.	FGS15□□ FGS18□□

Part Number	M	S	A	Applicable Gas Spring
GSBR8F-S	SS400	Trivalent Chromate	① E Type Retaining Ring 1pc. ② Precision Flat Pin 1 pc. ③ PMA Bushing 2 pcs.	FGSS27□□

Part Number	Brackets for FGS	Mass (g)	Unit Price	Part Number	Brackets for FGS	Mass (g)	Unit Price
6A	FGS15	15	1-9 pcs(s).	8A-S	FGSS15	62	
6B	FGS18	49		8B-S	FGSS18	54	
6C	P.383			8C-S	FGSS22	67	
6D				8D-S	FGSS27		
8A		61					
8B	FGS22	53					
8C							
8D							

Ordering Example: Part Number
GSBR6A