Configurable Plates - SS400 Annealed Material

Features of SS400 Annealed Material

Treated with anneal heat treatment, its machining distortion is controlled and suitable for use when warp prevention is concerned.

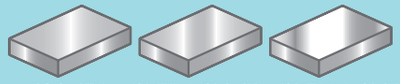

RoHS10

6-Surface Finish: **PV□□□**

Upper-Lower Finish Method: (Milled) **PVF□□** (Rotary Grinding) **PVR□□** (Surface Grinding) **PVS□□**

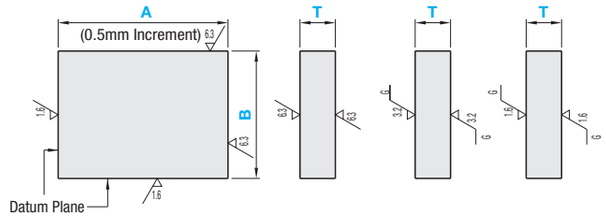

Material: SS400 Annealed Material

6-Surface Finish						
Part Number				0.5mm Increment		
Upper-Lower Finish Method	Type	①Plate Thickness Tolerance Selection	②A, B Dimension Tolerance Selection	A	B (A≥B)	T
Milled	PVF	P Q N M	P Q N M	20~500	20~300	4~50
Rotary Grinding	PVR			20~500	20~300	4~50
Surface Grinding	PVS			20~500	20~300	4~50

There are non machinable areas. See the price list for the details.

①Plate Thickness Tolerance

Upper-Lower Finish Method	P	Q	N	M
Milled	+0.1~+0.3	0~+0.2	±0.1	-0.2~0
Rotary Grinding	+0.1~+0.3	0~+0.2	±0.1	-0.2~0
Surface Grinding	+0.1~+0.2	0~+0.1	±0.05	-0.1~0

②A, B Dimension Tolerance

A, B Dimension	P	Q	N	M
250mm or Less	+0.1~+0.3	0~+0.2	±0.1	-0.2~0
250.5mm or More	+0.1~+0.6	0~+0.5	±0.25	-0.5~0

Accuracy Standards - Standard Size

(Max. Value)

Item		Upper-Lower Finish Method		
		Milled	Rotary Grinding	Surface Grinding
Thickness Parallelism (per 100mm)		0.05	0.012	0.012
Flatness (per 100mm)	T4~7.5	0.1	0.05	0.05
	T8~15.5	0.07	0.03	0.03
	T16~25.5	0.05	0.015	0.015
	T26~50	0.05	0.012	0.012
Perpendicularity of Datum Plane		0.015 per 100mm		
Circumference Chamfering	6-Surface Finish	C0.2~C0.5		

Ordering Example

Part Number										
Type	Upper-Lower Surface Finish	Plate Thickness Tolerance	A, B Dimension Tolerance	-	A	-	B	-	T
PV	F	Q	M	-	255	-	220	-	18

Alterations

Part Number - A - B - T - (CSC···etc.)

PVRNM - 200 - 100 - 30 - CSC

Alterations	Circumference Chamfering	Corner Cut
	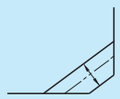	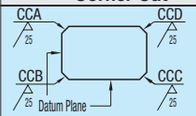 Surface Roughness of Corner Cut for Large Size: when A>1000 or B>300
Code	CSC, CBC	CCA, CCB, CCC, CCD
Spec.	Changes the circumference chamfering dimension. Chamfering Dimension: Standards C0.2~0.5; CSC C0.1 or Less; CBC C0.5~1.0	Cuts any corners. 1≤ Corner Cut ≤50 1mm Increment. Ordering Code: 1mm Increment 1~5, 6~10, 11~20, 21~30, 31~40, 41~50. (Ex.) When the corners of A and D are cut by C5→ CCA5-CCD5

(Ex.) For PVFQM-255.5-220.0-18.0

A Dimension x Area Unit Price = Price

Standard Size A, B, T: 0.5mm Increment

PVF□□ (6-Surface Milled)

Part Number	A	B \ T	4, 4.5	5~7	7.5~9	9.5~11	11.5~13	13.5~16	16.5~20	20.5~22	22.5~25	25.5~28	28.5~30	30.5~35	35.5~40	40.5~45	45.5~50
PVF□□	20 ~ 50	20~25															
	50.5~ 75																
	75.5~100																
	100.5~250		-														
	25.5~ 50	25.5~40															
	50.5~ 75																
	75.5~100																
	100.5~200		-														
	200.5~500		-														
	40.5~ 50	40.5~60															
	50.5~ 75																
	75.5~100																
	100.5~200		-														
	200.5~500		-														
	60.5~ 75	60.5~80															
	75.5~100																
	100.5~200		-														
	200.5~500		-														
	80.5~100	80.5~100															
	100.5~200		-														
	200.5~500		-														
	100.5~125	100.5~125	-														
	125.5~200		-														
	200.5~500		-														
	125.5~200	125.5~150	-														
	200.5~500		-														
	150.5~200	150.5~160	-														
	200.5~500		-														
	160.5~200	160.5~200	-	-													
	200.5~500		-	-													
	200.5~500	200.5~250	-	-													
	250.5~500	250.5~300	-	-													

PVR□□ (6-Surface Milled Upper-Lower Surface Rotary Grinding)

Part Number	A	B \ T	4, 4.5	5~7	7.5~9	9.5~11	11.5~13	13.5~16	16.5~20	20.5~22	22.5~25	25.5~28	28.5~30	30.5~35	35.5~40	40.5~45	45.5~50
PVR□□	20 ~ 50	20~25															
	50.5~ 75																
	75.5~100																
	100.5~250		-														
	25.5~ 50	25.5~40															
	50.5~ 75																
	75.5~100																
	100.5~200		-														
	200.5~500		-														
	40.5~ 50	40.5~60															
	50.5~ 75																
	75.5~100																
	100.5~200		-														
	200.5~500		-														
	60.5~ 75	60.5~80															
	75.5~100																
	100.5~200		-														
	200.5~500		-														
	80.5~100	80.5~100															
	100.5~200		-														
	200.5~500		-														
	100.5~125	100.5~125	-														
	125.5~200		-														
	200.5~500		-														
	125.5~200	125.5~150	-														
	200.5~500		-														
	150.5~200	150.5~160	-														
	200.5~500		-														
	160.5~200	160.5~200	-	-													
	200.5~500		-	-													
	200.5~500	200.5~250	-	-													
	250.5~500	250.5~300	-	-													

PVS□□ (All Surface Milled (6-Sides Milled) - Surface Ground)

Part Number	A	B \ T	4, 4.5	5~7	7.5~9	9.5~11	11.5~13	13.5~16	16.5~20	20.5~22	22.5~25	25.5~28	28.5~30	30.5~35	35.5~40	40.5~45	45.5~50
PVS□□	20 ~ 50	20~25															
	50.5~ 75																
	75.5~100																
	100.5~250		-														
	25.5~ 50	25.5~40															
	50.5~ 75																
	75.5~100																
	100.5~200		-														
	200.5~500		-														
	40.5~ 50	40.5~60															
	50.5~ 75																
	75.5~100																
	100.5~200		-														
	200.5~500		-														
	60.5~ 75	60.5~80															
	75.5~100																
	100.5~200		-														
	200.5~500		-														
	80.5~100	80.5~100															
	100.5~200		-														
	200.5~500		-														
	100.5~125	100.5~125	-														
	125.5~200		-														
	200.5~500		-														
	125.5~200	125.5~150	-														
	200.5~500		-														
	150.5~200	150.5~160	-														
	200.5~500		-														
	160.5~200	160.5~200	-	-													
	200.5~500		-	-													
	200.5~500	200.5~250	-	-													
	250.5~500	250.5~300	-	-													

Sizes larger than plate thickness 50 and precision tolerance are only available on "Material Shop 24 Website". For details, see P.1697.