"Tapered Plunging Locating Pins" (pins can be compressed) are now available. See P.1759.

Flange - Mounted

Material	Hardness	Flange Shape	Pin Shape	Standard	Compact Flange
SCM415	Carburized Hardness 55HRC~ (Depth: 0.7 ~ 0.8)	Round	Diamond	FLPDC	-
		Compact	Round	FLPAQ	FSPAQ
			Diamond	FLPDQ	FSPDQ

The head of mounting screw may project out of the flange surface depending on dimensions.

(*)When L=13 ~ 18, h=4
When L=19 ~ 23, h=7

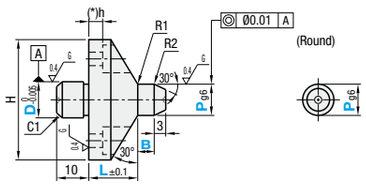

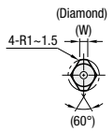

Round Flange

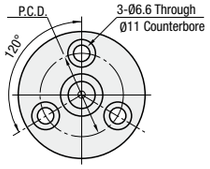

Compact Flange

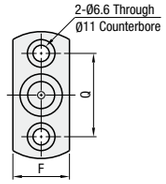

Standard

Part Number Type	D $^{0}_{-0.005}$	L 1mm Increment	P 0.01mm Increment	B 1mm Increment	H	(W)	P.C.D.	Q	F	Unit Price FLPDC	FLPAQ	FLPDQ
FLPDC (Round)	10	15~23	6.00~13.00	3~7	44	2.5	30	30	21			
FLPAQ FLPDQ (Compact)	12		13.00~16.00		48	4	33	33	24			
	16		16.00~20.00		56	5	41	41	28			

Compact Flanged

Part Number Type	D $^{0}_{-0.005}$	L 1mm Increment	P 0.01mm Increment	B 1mm Increment	H	(W)	P.C.D.	Q	F	Unit Price FSPAQ	FSPDQ
FSPAQ FSPDQ (Compact)	12	13~23	6.00~13.00	3~7	38	2.5	25	25	17		
	16		13.00~16.00		42	4	29	29	21		
	20		16.00~20.00		46	5	33	33	25		

Ordering Example: Part Number - L - P - B
FLPDC12 - L18 - P14.25 - B7

Alterations: Part Number - L - P - B - (KC)
FLPDQ12 - L18 - P14.25 - B7 - KC

Alteration	Compact Flanged Type Diamond Direction
Code	KC
Spec.	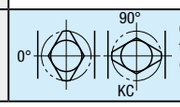 Changes the diamond angle to 90° from the standard position 0°. Applicable to Compact Flange with Diamond Shape only.

Seating Sensor Hole Type for confirming workpiece seating is now available.

Height Adjusting Blocks



• Standard
KKB

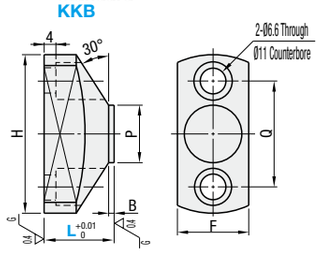

• Seating Sensor Hole
KKBE

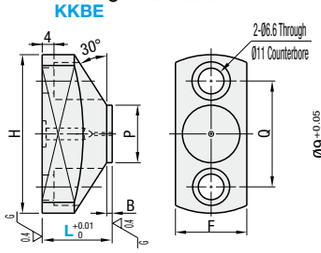

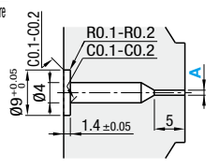

M Material: SKS3 Equivalent
H Hardness: 60~63HRC

Standard

Part Number Type	L	P	B	H	Q	F	Unit Price KKB
KKB	15	20	2	50	36	22	
	20						
	25						

Ordering Example: Part Number - A
KKB15
KKBE15 - 1

Seating Sensor Hole

Part Number Type	L	A Selection	P	B	H	Q	F	Unit Price KKBE
KKBE	15	1	20	2	50	36	22	
	20	1.5						
	25	2						

Locating Pins for Grippers / Plate Centering Pins

Features: Can be used for attaching Gripper.

For Grippers Locating Pins

Material	Surface Treatment	Type Stepped	Counterbored	Tapped
S45C Equivalent	Electroless Nickel Plating	IPMA	IPZA	IPTA
SUS304	-	SIPMA	SIPZA	SIPTA

• Stepped

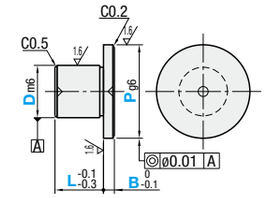

• Counterbored

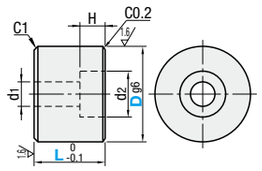

• Tapped

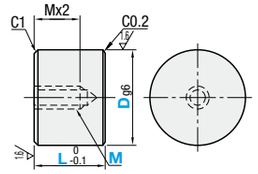

Center holes may disappear depending dimension B.

Stepped

Part Number Type	D	0.1mm Increment P	L	B	Unit Price IPMA	SIPMA
IPMA SIPMA	5	6.0~15.0	5.0~10.0	1.0~10.0		
	6	7.0~20.0				
	8	10.0~20.0				
	10	12.0~25.0				
	12	16.0~32.0				

Counterbored

Part Number Type	No.	0.1mm Increment D	L	d1	d2	H	Unit Price IPZA	SIPZA
IPZA SIPZA	3	10.0~15.0	5.0~30.0	3.5	6.5	3.5		
	4	10.0~32.0	6.0~30.0	4.5	8	4.5		
	5	12.0~32.0	7.0~30.0	5.5	9.5	5.5		

Tapped

Part Number Type	M	0.1mm Increment D	L	Unit Price IPTA	SIPTA
IPTA SIPTA	3	10.0~20.0	3.0~30.0		
	4	10.0~32.0			
	5	12.0~32.0			

* When L is less than Mx4, the tapped hole or pilot hole for tapping may go through.

Ordering Example

Stepped
Part Number - P - L - B
IPMA8 - P13.0 - L9.0 - B1.5

Counterbored, Tapped
Part Number - D - L
IPZA4 - D17.0 - L7.0

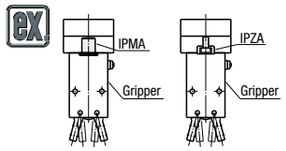

Plate Centering Pins

Material	Surface Treatment	Part Number
S45C Equivalent	Electroless Nickel Plating	CMPA
S45C Equivalent	Black Oxide	BCMPA
SUS304	-	SCMPA

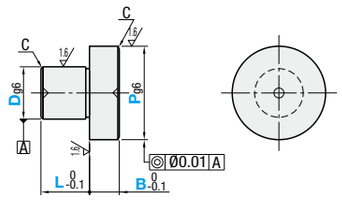

Center holes may disappear depending dimension B.

Part Number	0.1mm Increment D	P	L	B	C	Unit Price CMPA	BCMPA	SCMPA
CMPA BCMPA SCMPA	2.0~9.0	3.0~10.0	5.0~20.0	1.0~20.0	0.2			
	9.0~24.0	10.1~25.0		1.5~20.0	0.5			
	15.0~39.0	25.1~40.0		2.0~20.0	1			

D≤P-1 L≤Dx5 B≤Px5

Ordering Example: Part Number - D - P - L - B
CMPA - D5.0 - P7.0 - L9.0 - B1.5

Alterations: Part Number - D - P - L - B - (NTP)
CMPA - D6.0 - P7.0 - L9.0 - B1.5 - NTP

Alteration	Removal Tap
Code	NTP
Spec.	Adds a tap on P dimension part. 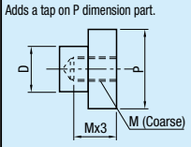 Applicable when D≥6.0. When L+B≤Mx5, the pilot hole of tapped may go through.

Ordering Code NTP

D	M (Coarse)
6.0~10.0	M3
10.1~15.0	M4
15.1~20.0	M5
20.1~28.0	M6
28.1~39.0	M8

Example

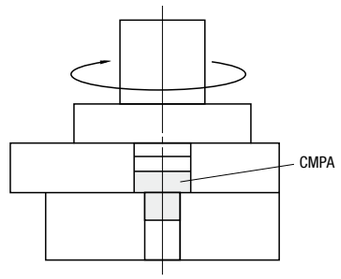

Applicable to center alignment of thin objects.