Floating Joints - Flange Mounting

Flat Dual Mountable Side Flange and Cylinder Connector with 4 Sided Wrench Flats - Sets

Features - Flange: Mounting holes are tapped, which enables the product to be fixed from both sides. Connector: Change from 2 sided wrench flats to 4 sided wrench flats makes fine positioning possible.

Dual Mountable Side Flange and Cylinder Connector with 4 Sided Wrench Flats - Sets



RoHS10

	Type			Mount Flanges			Cylinder Connector	
	Standard	Separate	Wrench Flats	M Material	H Hardness	S Surface Treatment	M Material	H Hardness
Set	FJAT	FJBT	FJCT	S45C Equivalent	40HRC~	Black Oxide	S45C Equivalent	Section from 45 HRC Induction Hardened
	FJATS	-	-	SUS440C or 13Cr stainless	45HRC~	-	SUS440C or 13Cr stainless	

Mount Flanges

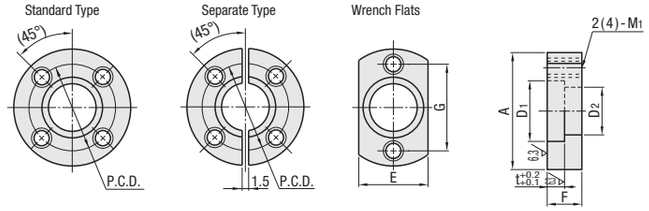

Cylinder Connector

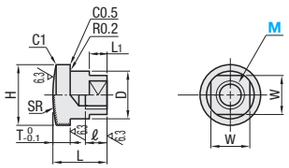

Part Number		Mount Flanges									Cylinder Connector								
Type	M	A	D1	D2	t	F	P.C.D.	M1	E	G	MxPitch	ℓ	L	D	H	T	W	L1	SR
Set Standard FJAT FJATS	8	51	24	17	8	16	37	M6	30	37	8x1.25	14	25	16	23	8	14	10	60
	10	54	28	21			40		32	40	10x1.25	15		20	27		17		
Separate FJBT	14	70	36	27	10	20	52	M8	42	52	14x1.5	21	35	25	34	10	22	12	100
	18	90	46	35	12	24	68	M10	54	68	18x1.5	27	45	32	43	12	27	15	
Wrench Flats FJCT	22	106	56	44	15	30	80	M12	66	80	22x1.5	33	55	40	52	15	32	18	200

SUS440C or 13Cr stainless Hardened Type may be discolored due to hardening.

M	Unit Price			
	FJAT	FJBT	FJCT	FJATS
8				
10				
14				
18				
22				-

Allowable Misalignment (mm)

M	U
8, 10	0.5
14	1
18	1.5
22	2

Example

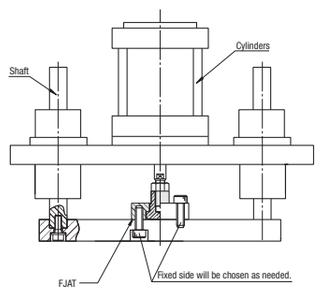

Tip shape of cylinder connector is flat.

Flat Connector Sets



RoHS10

Type			Mount Flanges			Cylinder Connector		
Set		Cylinder Connector only						
Standard	Wrench Flats		M Material	H Hardness	S Surface Treatment	M Material	H Hardness	S Surface Treatment
FJAZ	FJCZ	FJZN	S45C Equivalent	40HRC~	Black Oxide	S45C Equivalent	Section from 45 HRC Induction Hardened	Black Oxide
FJAZS	-	FJZNS	SUS440C or 13Cr Stainless Steel	45HRC~	-	SUS440C or 13Cr Stainless Steel		-

Mount Flanges

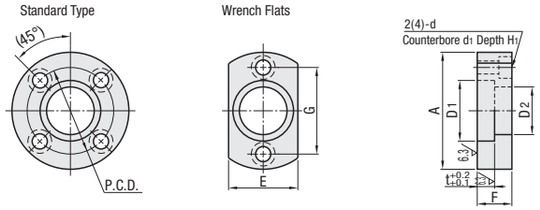

Cylinder Connector

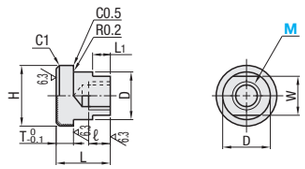

Part Number		Mount Flanges											Cylinder Connector								Unit Price				
Type	M	A	D1	D2	t	F	P.C.D.	d	d1	H1	E	G	MxPitch	ℓ	L	D	H	T	W	L1	FJAZ	FJAZS	FJCZ	FJZN	FJZNS
Set FJAZ FJAZS FJCZ Cylinder Connector only FJZN FJZNS	8	51	24	17	8	16	37	7	11	6	30	37	8x1.25	14	25	16	23	8	14	10					
	10	54	28	21			40				32	40	10x1.25	15		20	27		17						
	14	70	36	27	10	20	52	10	14	8	42	52	14x1.5	21	35	25	34	10	22	12					
	18	90	46	35	12	24	68	12	17.5	10	54	68	18x1.5	27	45	32	43	12	27	15					
	22	106	56	44	15	30	80	14	20	12	66	80	22x1.5	33	55	40	52	15	32	18		-			-

SUS440C or 13Cr stainless Hardened Type may be discolored due to hardening.

Ordering Example — Part Number: FJAT10, FJAZ10

Backing Plates

Features: Avoids breakage of operated objects by impact caused by connectors.

RoHS10

Shape	Type				M Material	H Hardness	S Surface Treatment
	Standard		Wrench Flats				
	Standard	Thin	Standard	Thin			
Standard	BPFA	BPFUA	BPFC	BPFUC	S45C Equivalent	40HRC~	Black Oxide
	BPFAS	BPFUAS	BPFCS	BPFUCS	SUS440C or 13Cr stainless	45HRC~	-
Space Saving	BPUA	-	BPUC	BPUUC	S45C Equivalent	40HRC~	Black Oxide

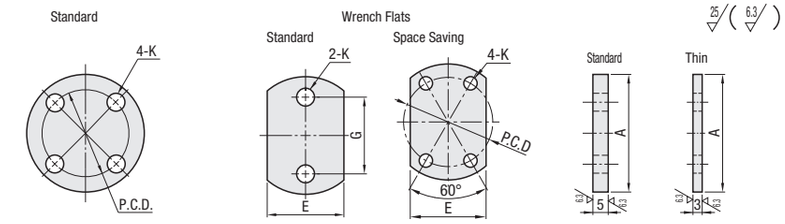

Floating Joint (for Standard Shape Type) Backing Plates

Part Number Type		No. (M No.)	A	P.C.D.	E	G	K	Unit Price Standard BPFA	BPFC	BPFAS	BPFCS	Thin BPFUA	BPFUC	BPFUAS	BPFUCS
Standard Standard BPFA BPFAS	Thin BPFUA BPFUAS	3	42	30	24	30	4.5					-	-	-	-
		4													
		5	48	34	28	34	6								
		6													
		8	51	37	30	37	7								
		10	54	40	32	40									
		12	70	52	42	52	10								
		14													
Wrench Flats Standard BPFC BPFCS	Thin BPFUC BPFUCS	16	90	68	54	68	12								
		18													
		20	106	80	66	80	14								
		22													
		24	116	86	78	86				-	-				
		26													
		30	134	104	80	104	18								

SUS440C or 13Cr stainless Hardened Type may be discolored due to hardening. For floating joints M36, the applicable backing plate is No. 30.

Floating Joint (for Space Saving Shape Type) Backing Plates

Part Number Type		No. (M No.)	A	P.C.D.	E	K	Unit Price Standard BPUA	BPUC	Thin BPUUC
Standard Standard BPUA		5	34	24	22	4.5			
		6							
		8	40	30	25				
		10							
		12	52	40	34	6			
		14							
Wrench Flats Standard BPUC	Thin BPUUC	16	62	48	41	7			
		18							
		20	74	58	48	10			
		22							
		24	80	64	54				
		26							
		30	90	74	64				

Ordering Example — Part Number: BPFUC18, BPFA14

Alterations — Part Number - (AWC): BPFA10 - AWC

Alteration	Flange Cut
	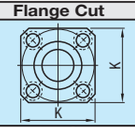
Code	AWC
Spec.	Cuts four sides of the flange. Ordering Code AWC. Applicable to BPFA and BPFAS only.

No.	K
3, 4	32
5, 6	36
8	40
10	42
12, 14	54
16, 18	68
20, 22	80
24, 26	86
30	104