


















































































<p>20,25 Series</p>									
	NFS5-2020 P.1187	NFSB5-2020 P.1187	NFSF5-2020 P.1187	NFST5-2020 P.1187	NFSR5-2020 P.1187	NFS5-2040 P.1188	NFSB5-2040 P.1188	NFSF5-2040 P.1188	NFS5-2525 P.1188
									
P.1187	NFS5-2550 P.1188	NFS5-2060 P.1189	NFS5-2080 P.1189	NFS5-4040 P.1189	NFSB5-4040 P.1189	NFSF5-4040 P.1189	NFS5-4060 P.1190	NFS5-4080 P.1190	
<p>30 Series</p>									
	NEFS6-3030 P. 1191	NEFSB6-3030 P. 1191	NFSL6-3030 P. 1191	GNFS6-3030 P. 1191	NEFSF6-3030 P. 1191	NEFST6-3030 P. 1192	NFSR6-3030 P. 1192	NEFS6-3060 P. 1192	NEFSB6-3060 P. 1192
									
P.1191	NFSL6-3060 P. 1192	GNFS6-3060 P. 1193	NEFSF6-3060 P. 1193	NEFST6-3060 P. 1193	NEFS6-3090 P. 1193	NEFS6-30120 P. 1194	NFS6-5050 P. 1194	NFS6-50100 P. 1194	NFS6-100100 P. 1194
									
	NFS6-6060 P. 1195	NFSB6-6060 P. 1195	NFS6-6090 P. 1195	NFS6-60120 P. 1195	NFS6-6060 P. 1195	NFS6-606030 P. 1196			
<p>40 Series</p>									
	NEFS8-4040 P. 1197	NEFSB8-4040 P. 1197	NFSL8-4040 P. 1197	GNFS8-4040 P. 1197	NEFSF8-4040 P. 1197	NEFST8-4040 P. 1198	NFSR8-4040 P. 1198	NEFS8-4080 P. 1198	NEFSB8-4080 P. 1198
									
P.1197	NFSL8-4080 P. 1198	GNFS8-4080 P. 1199	NEFSF8-4080 P. 1199	NEFS8-40120 P. 1199	NFS8-40160 P. 1199	NFS8-8080 P. 1200	NFS8-808040 P. 1200	NFSR8-808040 P. 1200	
<p>45,50 Series</p>									
	NEFS8-4545 P. 1201	NFSL8-4545 P. 1201	GNFS8-4545 P. 1201	NEFSF8-4545 P. 1201	NEFST8-4545 P. 1202	NFSR8-4545 P. 1202	NEFS8-4590 P. 1202	NFSL8-4590 P. 1202	GNFS8-4590 P. 1203
									
P.1201	NFS8-9090 P. 1203	GNFS8-9090 P. 1203	NEFS8-909045 P. 1203	NFS8-6060 P. 1204	GNFS8-6060 P. 1204	NEFS8-5050 P. 1204	NEFSB8-5050 P. 1204	GNFS8-5050 P. 1204	NEFS8-50100 P. 1205
									
	NEFSB8-50100 P. 1205	GNFS8-50100 P. 1205	NEFS8-100100 P. 1205	GNFS8-100100 P. 1205	GNFS8-100200 P. 1206				

20,25
Series



Tabbed Reversal Brackets (1 Slot)
P. 1207



Tabbed Reversal Brackets (2 Slots)
P. 1207



One - Side Rib Brackets
P. 1207



Thick Brackets (1 Slot and 2 Slots)
P. 1207




Thick Brackets (3 Slots) and Ultra Thick Brackets
P. 1207



Post - Assembly Insertion Nuts and Spring Nuts
P. 1208




Post - Assembly Insertion Stopper Nuts and Insertion Nuts with Leaf Springs
P. 1208



Pre - Assembly Insertion Nuts
P. 1208



Pre - Assembly Insertion Spring Nuts and Short Nuts
P. 1208



Extrusion End Caps
P. 1208

P.1207

30
Series



Tabbed Reversal Brackets (1 Slot)
P. 1209



Tabbed Reversal Brackets (2 Slots)
P. 1209



One - Side Rib Brackets
P. 1209



Thick Brackets (1 Slot and 2 Slots)
P. 1209



Thick Brackets (3 Slots) and Ultra Thick Brackets
P. 1209



Post - Assembly Insertion Nuts and Spring Nuts
P. 1210



Post - Assembly Insertion Stopper Nuts and Insertion Nuts with Leaf Springs
P. 1210



Pre - Assembly Insertion Nuts
P. 1210



Pre - Assembly Insertion Spring Nuts and Insertion Offset Nuts
P. 1210



Extrusion End Caps
P. 1210

P.1209

40
Series



Tabbed Reversal Brackets (1 Slot)
P. 1211



Thick Brackets (1 Slot and 2 Slots)
P. 1211



One - Side Rib Brackets
P. 1211



Thin Brackets
P. 1211



Ultra Thick Brackets (2 Slots and 3 Slots)
P. 1211



Post - Assembly Insertion Nuts and Spring Nuts
P. 1212



Post - Assembly Insertion Stopper Nuts and Insertion Nuts with Leaf Springs
P. 1212



Pre - Assembly Insertion Nuts
P. 1212



Pre - Assembly Insertion Spring Nuts and Short Nuts
P. 1212



Extrusion End Caps
P. 1212

P.1211

45,50
Series



Tabbed Reversal Brackets (1 Slot)
P. 1213



Tabbed Reversal Brackets (2 Slots)
P. 1213



Thick Brackets (1 Slot and 2 Slots)
P. 1213



Thin Brackets
P. 1213



Ultra Thick Brackets (2 Slots)
P. 1213



Post - Assembly Insertion Nuts and Stopper Nuts
P. 1214



Post - Assembly Insertion Stopper Nuts and Insertion Nuts with Leaf Springs
P. 1214



Pre - Assembly Insertion Nuts
P. 1214



Pre - Assembly Insertion Spring Nuts and Short Nuts
P. 1214



Extrusion End Caps
P. 1214

P.1213

Note

For selecting accessories of Aluminum Frames, please refer to the drawing on the website.

Brackets / Corners /
Sheet Metals /
Connectors



Tabbed Brackets, Light Load Type
P.1215



Tabbed Brackets
P.1216~P.1217



Tabbed Brackets, Black Type
P.1218



Single Side Tabbed Brackets
P.1219~P.1220

P.1215

+ New Specs



Extruded Brackets
P.1221~P.1229



Corner Groove Connectors
P.1230~P.1231



Turning Brackets
P.1232



Corner R Brackets With Cap
P.1233



Free Angle Brackets
P.1234

+ New Specs



Double Joint Kits
P.1235



Center Joint Kits
P.1236

+ New Specs



Anchor Brackets
P.1237



Free Angel Sheet Metal
P.1238



Sheet Metal Brackets
P.1238

New Products



End Square Connectors
P.1239

New Products



Leveling Foot Mounting Brackets
P.1240

New Products



Block Brackets
P.1241



Mounting Plates
P.1242

Nuts / Bolts



Pre-Assembly Insertion Nuts
P.1243

+ New Specs



Stainless Steel Pre-Assembly
Insertion Nuts
P.1244

+ New Specs



T-Nuts (Steel / Stainless Steel)
P.1245~P.1246

+ New Specs



Post-Assembly Insertion Nuts With
Leaf Spring (Steel / Stainless Steel)
P.1247~P.1248

P.1243

Nuts / Bolts

+ New Specs



Post-Assembly Insertion Spring Nuts (Steel / Stainless Steel)
P.1249~P.1250

+ New Specs



T-Bolts (Steel / Stainless Steel)
P.1251~P.1252



Flange Nuts
P.1253



Long Nuts
P.1254

P.1243



Button Head Screws
P.1255



Joint Screw Plates
P.1255



Flat Head Screws
P.1256

+ New Specs



Cap Screws
P.1257

Decorative Accessories

+ New Specs



Frame End Caps
P.1258



Zinc Alloy End Caps
P.1259~P.1260

+ New Specs



Sliding Hooks
P.1261

+ New Specs



Lifting Eye Bolts
P.1261

P.1258

Panel Fasteners

+ New Specs



Slot Covers / U Shape Grooves
P.1262



Soft Slot Covers
P.1263

+ New Specs



Post-Assembly Panel Holders /
Post-Assembly Panel Hold-Down Strips
P.1264

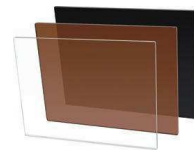
+ New Specs



Panel Brackets
P.1265

P.1262

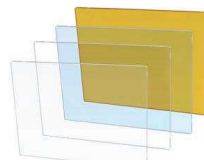
Panel



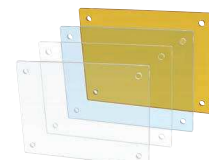
PMMA Plates Standard Type
P.1266



PMMA Plates Pre Drilled Type
P.1267



PVC Plates Standard Type
P.1268



PVC Plates Pre Drilled Type
P.1269

P.1266



PC Plates Standard Type
P.1270



PC Plates Pre Drilled Type
P.1271

Door Sliding
Slot Fasteners
Door Stops

New
Products



Nylon Door Stops
P.1272

New
Products



Door Sliding Slot Fixing Blocks
P.1273~P.1274

P.1272

Storage Racks



Application Industries: **Automotive part** **Medical** **Electronic & Electrical**

Reference price

This figure shows a storage rack for equipments and tools. It is commonly used to store parts for maintenance or replacement, and tools. It is widely used in automobiles, medical devices and other processing Manufacturing industry.

01 Aluminum Frames P.1191



Frame Type Standard
Extrusion Size 3030
Overall Length 502mm
NEFS6-3030-502

91
THB/pcs

Quantity	Unit price	Total price
1	91	91
10	86	860

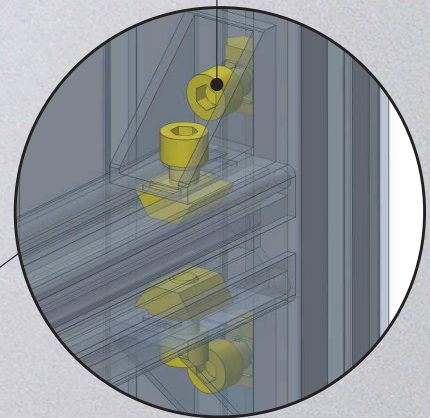
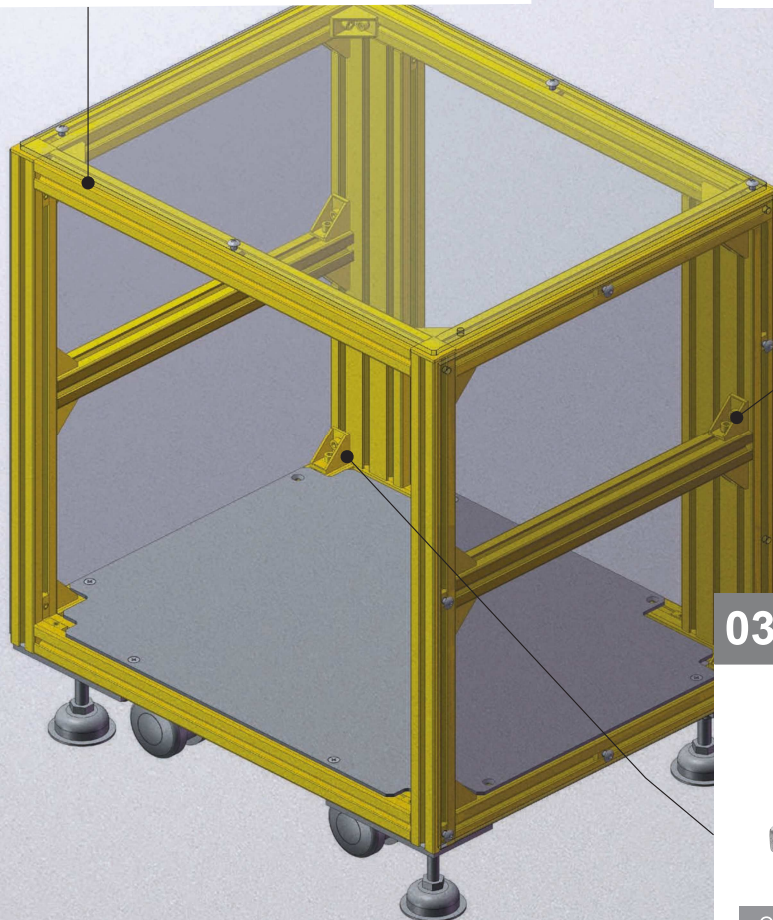
02 Connector P.1235



Connection Slot Width Series 6-20
LBJ6-20

16
THB/pcs

Quantity	Unit price	Total price
1	16	16
70	13	910



03 Bracket P.1216



Extrusion size 3030
Additional Cover Mounting Hole Machining Not Provided
Accessories Not Provided
LBSB8-3030

19
THB/pcs

Quantity	Unit price	Total price
1	19	19
70	17	1,190

* All products prices are without tax. For prices reference, please visit MISUMI official website.

NEW! Aluminum Frames N-Series

- ✓ Light weight, Save up to 30%
- ✓ Flexible Length
- ✓ Quick Delivery



Market Price



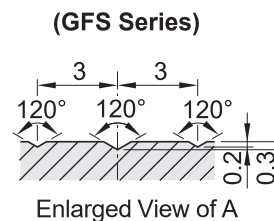
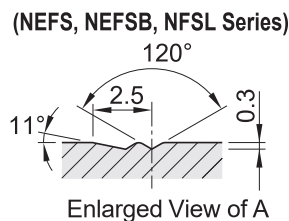
MISUMI
N-Series Price

Save
Up to
30%

Product Selection Steps

<p>Frame Series Separated into 4 series</p> <ul style="list-style-type: none"> • Series 5 • Series 6 • Series 8 • Series 8-45 	<p>Slot Details</p>			
	<p>Series 5</p> <p>T Slot Dimensions</p>	<p>Series 6</p> <p>T Slot Dimensions</p>	<p>Series 8</p> <p>T Slot Dimensions</p>	<p>Series 8-45</p> <p>T Slot Dimensions</p>
	<p>Extrusion Size (mm)</p> <p>d = 20 - 100 mm w = 20 - 200 mm</p>			
	<p>Length (mm)</p> <p>50 - 4000 (0.5 mm increment)</p>			
	<p>Extrusion Type</p> <div style="display: flex; justify-content: space-around;"> <div style="text-align: center;"> <p>Square Shape</p> </div> <div style="text-align: center;"> <p>Rectangle Shape</p> </div> <div style="text-align: center;"> <p>R Shape</p> </div> <div style="text-align: center;"> <p>L Shape</p> </div> <div style="text-align: center;"> <p>L/R Shape</p> </div> </div>			

Slot Bottom Details (Enlarge View of A)



Selection Methods

Types of Alterations





End Tapping (Center Hole)	45-Degree Cut	Wrench Hole in Specified Position	Counterbore in Specified Position
			
Add a tapped hole to the extrusion.	Cut at 45 degrees.	Add a wrench hole at any position of the end (left).	Add a counterbore at any position of the end (left).

Table of Alterations

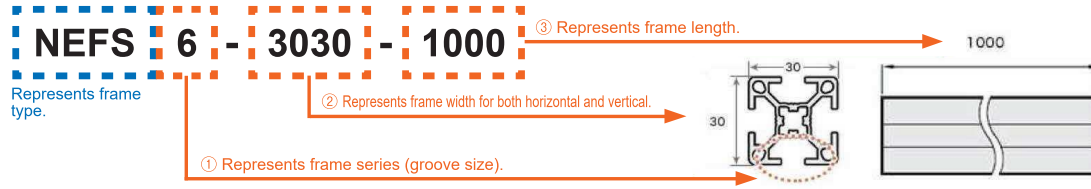
Alterations		Tapping			Extrusion Cutting		Counterbore in Specified Position			φ 8 Wrench Hole in Specified Position					
		Shape of Tapped Hole	End Tapping			45-Degree Cut		Counterbore	From Top to Bottom	From Right to Left	Horizontal	Vertical	Horizontal & Vertical		
			Left	Right	Left/Right	Left	Right		XA~XE	YA~YE				AH~EH	AV~EV
Product Model	Model 2	LTP	RTP	TPW	LCT45	RCT45									
NFS5 NFSB5	2020	M5 Depth 15	○	○	○	○	25 d 5.5 d1 9.5	○	○	○	○	○			
	2040		○	○	○	○		○	○	○	○	○			
	2060		○	○	○	○		○	○	○	○	○	○		
	2080		○	○	○	○		○	○	○	○	○	○		
	2525		○	○	○	○		○	○	○	○	○	○		
NFSF5	2550	M8 Depth 24	○	○	○	○	26 d 6.5 d1 11	○	○	○	○	○			
	4040		○	○	○	○		○	○	○	○	○			
	4060		○	○	○	○		○	○	○	○	○	○		
	4080		○	○	○	○		○	○	○	○	○	○		
NFST5 NFSR5	2020	M5 Depth 15	○	○	○	○	26 d 6.5 d1 11	○	○	○	○	○			
	2040		○	○	○	○		○	○	○	○	○			
	4040		○	○	○	○		○	○	○	○	○			
NFS6 NFSB6 NFSB6 NEFSB6	3030	M8 Depth 24	○	○	○	○	26 d 6.5 d1 11	○	○	○	○	○			
	3060		○	○	○	○		○	○	○	○	○			
	3090		○	○	○	○		○	○	○	○	○			
	30120		○	○	○	○		○	○	○	○	○			
	5050		○	○	○	○		○	○	○	○	○			
	50100		○	○	○	○		○	○	○	○	○			
	6060		○	○	○	○		○	○	○	○	○			
	6090		○	○	○	○		○	○	○	○	○			
	60120		○	○	○	○		○	○	○	○	○			
	100100		○	○	○	○		○	○	○	○	○			
	606030		○	○	○	○		○	○	○	○	○			
	NFSF6 NEFS6		3030	M8 Depth 24	○	○		○	○	28 d 9 d1 14	○	○	○	○	○
			3060		○	○		○	○		○	○	○	○	
			6060		○	○		○	○		○	○	○	○	
NEFST6	3030	M8 Depth 24	○	○	○	○	28 d 9 d1 14	○	○	○	○	○			
	3060		○	○	○	○		○	○	○	○				
NFSL6	3030	M8 Depth 24	○	○	○	○	28 d 9 d1 14	○	○	○	○	○			
	3060		○	○	○	○		○	○	○	○				
GNFS6	3030	M8 Depth 24	○	○	○	○	28 d 9 d1 14	○	○	○	○	○			
	3060		○	○	○	○		○	○	○	○				
NFSR6	3030	M8 Depth 24	○	○	○	○	28 d 9 d1 14	○	○	○	○	○			
	3060		○	○	○	○		○	○	○	○				
NEFS8 NEFSB8	4040	M12 Depth 36	○	○	○	○	26 d 6.5 d1 11	○	○	○	○	○			
	4080		○	○	○	○		○	○	○	○	○			
	40120		○	○	○	○		○	○	○	○	○			
	40160		○	○	○	○		○	○	○	○	○			
	8080		○	○	○	○		○	○	○	○	○			
NFSF8	80160	M8 Depth 24	○	○	○	○	26 d 6.5 d1 11	○	○	○	○	○			
	809040		○	○	○	○		○	○	○	○	○			
	4040		○	○	○	○		○	○	○	○	○			
	4080		○	○	○	○		○	○	○	○	○			
NFST8	4040	M12 Depth 36	○	○	○	○	28 d 9 d1 14	○	○	○	○	○			
	4080		○	○	○	○		○	○	○	○				
NFSL8	4040	M12 Depth 36	○	○	○	○	28 d 9 d1 14	○	○	○	○	○			
	4080		○	○	○	○		○	○	○	○				
GNFS8	4040	M12 Depth 36	○	○	○	○	28 d 9 d1 14	○	○	○	○	○			
	4080		○	○	○	○		○	○	○	○				
NFSR8	4040	M12 Depth 36	○	○	○	○	28 d 9 d1 14	○	○	○	○	○			
	808040		○	○	○	○		○	○	○	○				
NFS8 NFSB8 NFSB8	4545	M12 Depth 36 (φ 12.5 Threaded Insert)	○	○	○	○	26 d 6.5 d1 11	○	○	○	○	○			
	4590		○	○	○	○		○	○	○	○	○			
	5050		○	○	○	○		○	○	○	○	○			
	50100		○	○	○	○		○	○	○	○	○			
	6060		○	○	○	○		○	○	○	○	○			
NEFSF8	9090	M8 Depth 24	○	○	○	○	26 d 6.5 d1 11	○	○	○	○	○			
	100100		○	○	○	○		○	○	○	○	○			
	909045		○	○	○	○		○	○	○	○	○			
	4545		○	○	○	○		○	○	○	○	○			
	4545		○	○	○	○		○	○	○	○	○			
NFSL8	4545	M12 Depth 36 (φ 12.5 Threaded Insert)	○	○	○	○	28 d 9 d1 14	○	○	○	○	○			
	4590		○	○	○	○		○	○	○	○				
	4545		○	○	○	○		○	○	○	○				
GNFS8	4590	M12 Depth 36 (φ 12.5 Threaded Insert)	○	○	○	○	28 d 9 d1 14	○	○	○	○	○			
	5050		○	○	○	○		○	○	○	○				
	50100		○	○	○	○		○	○	○	○				
	6060		○	○	○	○		○	○	○	○				
NFSR8	9090	M8 Depth 24	○	○	○	○	26 d 6.5 d1 11	○	○	○	○	○			
	100100		○	○	○	○		○	○	○	○				
	100200		○	○	○	○		○	○	○	○				
NFSR8	4545	M12 Depth 36	○	○	○	○	28 d 9 d1 14	○	○	○	○	○			
	4545		○	○	○	○		○	○	○	○				

When performing multiple alterations simultaneously, specify alteration codes consecutively.

SELECTION METHODS

Aluminum Frames
P.1183

■ Selecting Aluminum Frame Models



Brackets / Corners / Sheet Metals / Connectors
P.1215

Selecting Brackets & Nuts

Bracket.....HBLFSN **6**

Please select the same number as the series (frame groove size) (①).

Nut.....HNTT **6**-**6**

A Please select the same number as the series (frame groove size) (①).
B Please select thread size (M Diameter).

Nuts / Bolts
P.1243
Decorative Accessories

◆ About Selecting the Accessories Parts

At the time of the selection of the aluminum frame, it determines the series of available peripheral parts. Please select peripheral parts, based on the series.

(ex.) When manufacturing with aluminum frame NEFS6-3030 of NEFS6 Series

Brackets	Blind Bracket, Blind Joint	Nuts	Extrusion End Caps	Chassis Supplies	Door Parts	Other type of accessories
HBLFSN6 HBLTS6 etc.	HBLBS6 HSJ6 etc.	HNTT6-Tap Hole Diameter HNTAT6-Tap Hole Diameter etc.	HFC6-3030-Color HSCA6-Color etc.	HAJPS6 HCFT6-60 etc.	HHPSN6 HMGN6 etc.	HFCC6 LCSA6-Color etc.

Panel Fasteners / Panels / Door Sliding Slot-Accessories
P.1262

17

Aluminum Frames / Related Accessories

Both NEFS8 Series and NEFS8-45 Series have a great number of mountable parts.

Pre-Assembly Nut HNTT8-8 ▶ Mountable with NFS8 Series
Mountable with NFS8-45 Series

Full Cover HSCA8-S ▶ Mountable with NFS8 Series
Mountable with NFS8-45 Series

The structure made with aluminum frame can be mounted with various peripheral parts, depending on application.

HOW TO DESIGN

How to Design Step 1 ~ 4

STEP 1
Deciding the production type

When making a housing for mounting the device on a box-shape



STEP 2
Outer shape configuration

(ex.) Width: 1500, Depth: 1000, Height: 800mm

Shape and Size *Create punch image



STEP 3
Frame configuration

Select a loaded bearing frame.

*Refer to the technical data page for load calculation.

Click on WEB: Technical information



STEP 4
Attachment method configuration

Bracket attachment



Step 5 ~ Completing

STEP 5
Creating a unit diagram

(ex.) Width: 1500, Depth: 1000, Height: 800mm, Frame: HFS8-4040

Draws frame width and overlaps



STEP 6
Part list expansion

Frame + Length	QTY.
NEFS8-4040-1500	2
NEFS8-4040-1420	2
NEFS8-4040-920	6
NEFS8-4040-760	4
NEFS8-4040-720	2

Bracket	QTY.
HBLFSN8	44

Nut	QTY.
HNTT8-8	88

Bolt	QTY.
CBM8-20	88

+



Completed

Completed with a product of parts spreadsheet and a wrench

Aluminum Frames
P.1183

Brackets / Corners / Sheet Metals / Connectors
P.1215

Nuts / Bolts
P.1243

Decorative Accessories
P.1258

Panel Fasteners / Panels / Door Sliding Slot Accessories
P.1262

17 Aluminum Frames / Related Accessories

20,25 ALUMINUM FRAME

Series Slot Width 6: Series 20, 25 for small coverings, small part racks...

When ordering, select Part Number and Values from Selection Steps ①~③.



Ordering Example: ①② Part Number - ③L
NFS5-2020 - 800

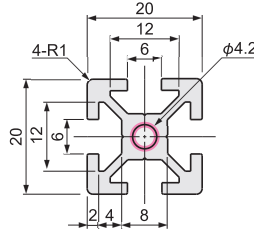
Standard



NFS5-2020
Clear Anodize



NFSB5-2020
Black Anodize

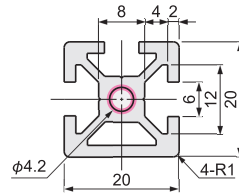


Material	Length	Weight	Section Area	Cross Sectional Moment of Inertia	
A6063S-T5	50~4000mm	0.50kg/m	183mm ²	$I_x 0.742 \times 10^4 \text{mm}^4$	$I_y 0.742 \times 10^4 \text{mm}^4$

Flat



NFSF5-2020
Clear Anodize

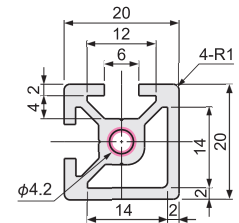


Material	Length	Weight	Section Area	Cross Sectional Moment of Inertia	
A6063S-T5	50~4000mm	0.53kg/m	195mm ²	$I_x 0.834 \times 10^4 \text{mm}^4$	$I_y 0.834 \times 10^4 \text{mm}^4$

Flat



NFST5-2020
Clear Anodize

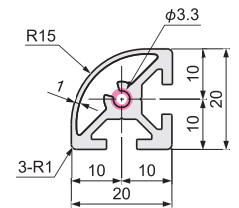


Material	Length	Weight	Section Area	Cross Sectional Moment of Inertia	
A6063S-T5	50~4000mm	0.53kg/m	196mm ²	$I_x 0.808 \times 10^4 \text{mm}^4$	$I_y 0.808 \times 10^4 \text{mm}^4$

Curved



NFSR5-2020
Clear Anodize



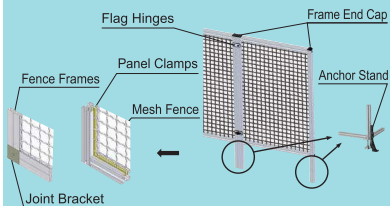
Material	Length	Weight	Section Area	Cross Sectional Moment of Inertia	
A6063S-T5	50~4000mm	0.42kg/m	153mm ²	$I_x 0.57 \times 10^4 \text{mm}^4$	$I_y 0.57 \times 10^4 \text{mm}^4$

Aluminum Frames Connection Method

Connection Method	Bracket Connection	Blind Joint Connection
Connection Examples		
Characteristics	The standard and economical connection method. Cover plates can be mounted by adding taps on the brackets.	A connection method that produces clean corners. Suitable for sections where equipment is loaded and unloaded or doors are to be mounted. However, alterations are needed on the frames and usable frames are limited. See the product pages for compatible frames.
Standard Model	HBLFSN6, HBLTS6, etc.	HCJ6, HMJ6, etc.
Connection Method	Blind Brackets	Bolts Connection
Connection Examples		
Characteristics	Brackets are hidden inside of slots producing clean corners. Alteration is not required. However, allowable load is smaller than that of bracket connections.	Connections only with bolts can be achieved by applying tapping and counterbore alterations on the frames.
Standard Model	HBLBS6, HABLBS6, etc.	-

Application Examples of Aluminum Frame

Fences



MISUMI contact

Tel: 038-959200 or 1382
Email: cs@misumi.co.th

MISUMI WEB "Chat"



Install MISUMI APP



20,25 Series

ALUMINUM FRAME

Slot Width 6: Series 20, 25 for small coverings, small part racks...

When ordering, select Part Number and Values from Selection Steps ①-③.



Ordering Example

① ② Part Number
NFS5-2040

③ L
800

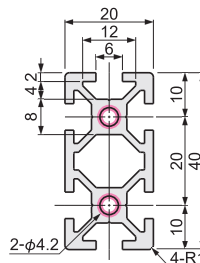
Standard



NFS5-2040
Clear Anodize



NFSB5-2040
Black Anodize

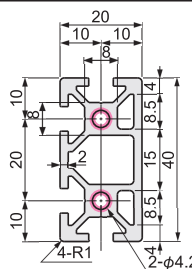


Material	Length	Weight	Section Area	Cross Sectional Moment of Inertia	
A6063S-T5	50~4000mm	0.88kg/m	324mm ²	$\ell_x 1.358 \times 10^4 \text{mm}^4$	$\ell_y 5.13 \times 10^4 \text{mm}^4$

Flat



NFSF5-2040
Clear Anodize

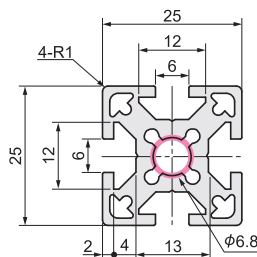


Material	Length	Weight	Section Area	Cross Sectional Moment of Inertia	
A6063S-T5	50~4000mm	0.93kg/m	344mm ²	$\ell_x 1.52 \times 10^4 \text{mm}^4$	$\ell_y 5.4 \times 10^4 \text{mm}^4$

Standard



NFS5-2525
Clear Anodize

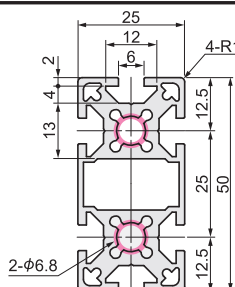


Material	Length	Weight	Section Area	Cross Sectional Moment of Inertia	
A6063S-T5	50~4000mm	0.81kg/m	320mm ²	$\ell_x 1.71 \times 10^4 \text{mm}^4$	$\ell_y 1.71 \times 10^4 \text{mm}^4$

Standard

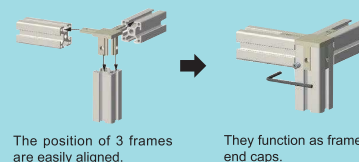
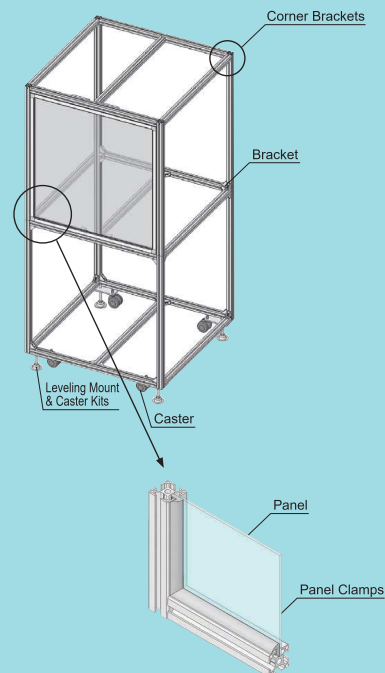


NFS5-2550
Clear Anodize

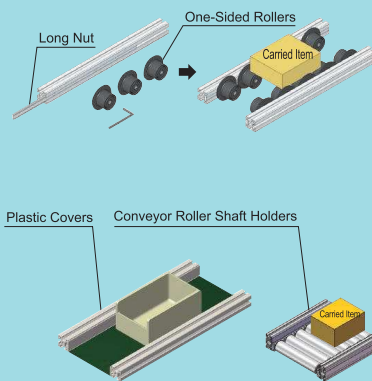


Material	Length	Weight	Section Area	Cross Sectional Moment of Inertia	
A6063S-T5	50~4000mm	1.36kg/m	503mm ²	$\ell_x 2.97 \times 10^4 \text{mm}^4$	$\ell_y 12.74 \times 10^4 \text{mm}^4$

Equipment Covers



Transfer Rails



Aluminum Frames

P.1183

Brackets / Corners / Sheet Metals / Connectors

P.1215

Nuts / Bolts

P.1243

Decorative Accessories

P.1258

Panel Fasteners / Panels / Door Sliding Slot Accessories

P.1262

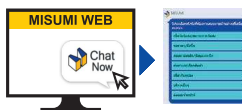
17

Aluminum Frames / Related Accessories

MISUMI contact

Tel: 038-959200 or 1382
Email: cs@misumi.co.th

MISUMI WEB "Chat"



Install MISUMI APP



20,25 Series ALUMINUM FRAME

Slot Width 6: Series 20, 25 for small coverings, small part racks...

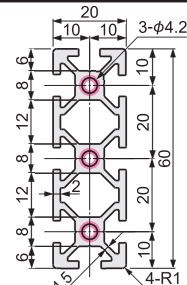
When ordering, select Part Number and Values from Selection Steps ①~③.



Standard



NFS5-2060
Clear Anodize

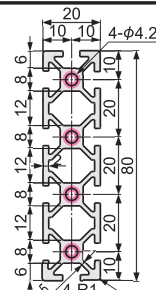


Material	Length	Weight	Section Area	Cross Sectional Moment of Inertia
A6063S-T5	50~4000mm	1.26kg/m	464mm ²	$I_x 1.97 \times 10^4 \text{mm}^4$ $I_y 15.98 \times 10^4 \text{mm}^4$

Standard




NFS5-2080
Clear Anodize




Material	Length	Weight	Section Area	Cross Sectional Moment of Inertia
A6063S-T5	50~4000mm	1.64kg/m	605mm ²	$I_x 2.56 \times 10^4 \text{mm}^4$ $I_y 36 \times 10^4 \text{mm}^4$

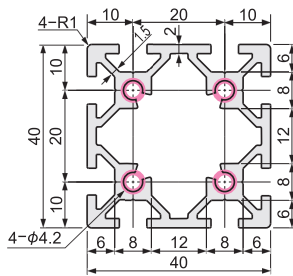
Standard



NFS5-4040
Clear Anodize



NFS5-4040
Black Anodize

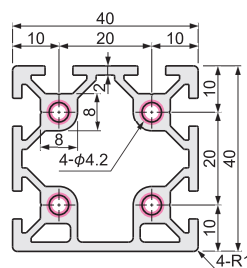


Material	Length	Weight	Section Area	Cross Sectional Moment of Inertia
A6063S-T5	50~4000mm	1.28kg/m	472mm ²	$I_x 8.84 \times 10^4 \text{mm}^4$ $I_y 8.89 \times 10^4 \text{mm}^4$

Flat



NFSF5-4040
Clear Anodize



Material	Length	Weight	Section Area	Cross Sectional Moment of Inertia
A6063S-T5	50~4000mm	1.41kg/m	522mm ²	$I_x 9.78 \times 10^4 \text{mm}^4$ $I_y 9.32 \times 10^4 \text{mm}^4$

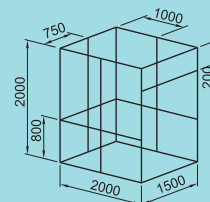
2-B: For an equipment covering enclosure

(2-B-1) Determining Outer Perimeter Configuration
Width, depth, and height determined base on the equipment to be mounted.

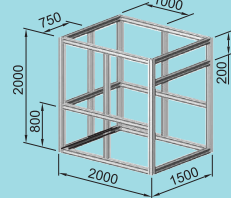
(2-B-2) Selection of Connection Methods
See (2-A-2) on left page for the connection methods. Bracket connections for the panels, and Single Joint connections are selected for this example.

(2-B-3) Creation of Unit Drawing
(Ex.) Width: 2000 Depth: 1500 Height: 2000mm
Frame: NFS6-3030

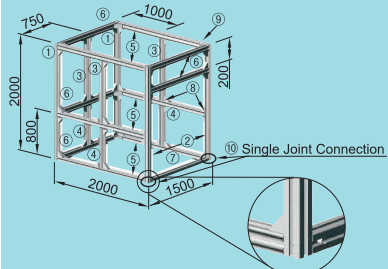
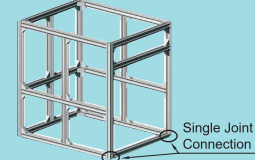
Shape and Size



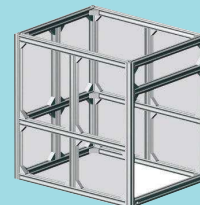
Draw Frame Width and Overlapping



Determine the connection method.



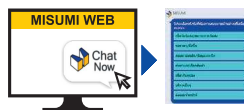
Complete with cover plates (provided separately) mounted.



MISUMI contact

Tel: 038-959200 or 1382
Email: cs@misumi.co.th

MISUMI WEB "Chat"



Install MISUMI APP



20,25 Series

ALUMINUM FRAME

Slot Width 6: Series 20, 25 for small coverings, small part racks...

When ordering, select Part Number and Values from Selection Steps ①~③.



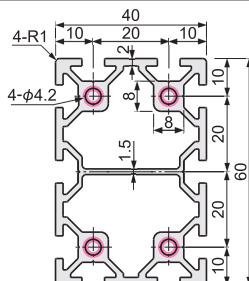
Ordering Example
 ①② Part Number - ③L
 NFS5-4060 - 1000

Standard



NFS5-4060
Clear Anodize

Material	Length	Weight	Section Area	Cross Sectional Moment of Inertia	
A6063S-T5	50~4000mm	1.80kg/m	665mm ²	$I_x 12.63 \times 10^4 \text{mm}^4$	$I_y 27 \times 10^4 \text{mm}^4$

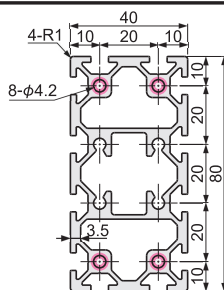


Standard



NFS5-4080
Clear Anodize

Material	Length	Weight	Section Area	Cross Sectional Moment of Inertia	
A6063S-T5	50~4000mm	2.69kg/m	994mm ²	$I_x 18.29 \times 10^4 \text{mm}^4$	$I_y 63.3 \times 10^4 \text{mm}^4$



(2-B-4) Components Expanded

Frame	Length	Quantity
① NFS6-3030-2000		2
② NFS6-3030-2000-LCH		2
③ NFS6-3030-1170		3
④ NFS6-3030-740		3
⑤ NFS6-3030-1940		6
⑥ NFS6-3030-1440		5
⑦ NFS6-3030-1440-RDH-LDH		1
Brackets, Bolts, Nuts		Quantity
⑧ NBLFSN6-C-SET	4x13=52	
⑨ NBLFSN6-SET	10	
⑩ NSJ6	2	

(Description)

- ② Add a wrench access hole on one end for Single Joint connections.
- ⑦ Add a D Hole to each end for Joint Nuts.
- ⑧ Add tapped holes on brackets for panels. Also include the screw/nut sets. In this example, a panel is mounted to the side shown in the figure below. (Surfaces except front right and bottom)
- ⑨ Top, bottom, and middle section brackets include bolt/nut sets.
- ⑩ Single Joint Kits need with the extrusion on ⑦ and ②.

Hole Machining Details (D Hole, S Hole, M Hole)

Machining direction of D, S, M holes differs depending on the frame shape and the number of slots.

(Note 1) For the D hole and M hole, the max. hole machining length is 90mm.

(Note 2) For the frames with L-shaped cross section, D, S, M hole machining is not available.

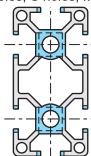
For 4-Side Slot Frames

(Ex.: NEFS6-3030, NEFS6-3060)

(D holes, S holes, M holes)



(D holes, S holes, M holes)



For the square-shaped cross section

- The D, S, M holes can be drilled vertically or horizontally.
- If any type of hole machining is not performed in combination with other types of hole machining, it is not necessary to distinguish between vertical drilling and horizontal drilling.

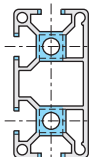
For the rectangle-shaped cross section

- The D, S, M holes can be drilled vertically or horizontally.
- Place the frame in such a way that the longitudinal sides are vertically stood.

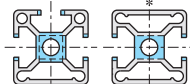
For Smooth Sided Frames

(Ex.: NEFS6-3030, NEFST6-3030)

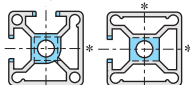
①



②



③



* D holes must not be machined on the surfaces marked with this asterisk.

• For 2-Side/3-Side Slot frames, the D, M holes can be machined vertically or horizontally. Holes are not machined on flat surfaces.

• When using the Single Joints HSJD for 2-side slot or 3-side slot, this hole machining will be performed.

• M holes go through.


• Place each type of frame in the same manner as indicated below.

- ① On the vertical length.
- ② Flat side down.
- ③ One flat side down and another flat side right.

• Any S hole cannot be machined toward the smooth surfaces.

• If the cross section is rectangle-shaped, place the frame in such a way that the longitudinal sides are vertically stood.

NEFS6-3030-500-LDH



Place the frame in such a way that the smooth surface is on the bottom side. For the frame with rectangle-shaped cross section, however, ensure that the longitudinal sides are vertically stood.

MISUMI contact

Tel: 038-959200 or 1382
 Email: cs@misumi.co.th

MISUMI WEB "Chat"



Install MISUMI APP



30 Series

ALUMINUM FRAME

Slot Width 8: Series 30 for medium coverings, conveyor frames...

When ordering, select Part Number and Values from Selection Steps ①~③.



Ordering Example
 ①② Part Number - ③ L
 NEFS6-3030 - 800

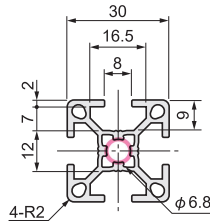
Standard



NEFS6-3030
Clear Anodize



NEFSB6-3030
Black Anodize

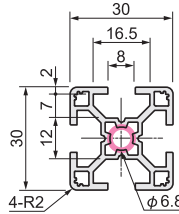


Material	Length	Weight	Section Area	Cross Sectional Moment of Inertia
A6063S-T5	50~4000mm	0.80kg/m	296mm ²	$I_x 2.85 \times 10^4 \text{mm}^4$ $I_y 2.85 \times 10^4 \text{mm}^4$

Light Weight Type



NFSL6-3030
Clear Anodize

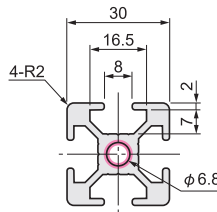


Material	Length	Weight	Section Area	Cross Sectional Moment of Inertia
A6063S-T5	50~4000mm	0.76kg/m	280mm ²	$I_x 2.68 \times 10^4 \text{mm}^4$ $I_y 2.68 \times 10^4 \text{mm}^4$

High Rigidity Type



GNFS6-3030
Clear Anodize

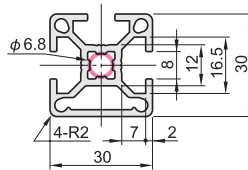


Material	Length	Weight	Section Area	Cross Sectional Moment of Inertia
A6063S-T6	50~4000mm	1.02kg/m	377mm ²	$I_x 3.47 \times 10^4 \text{mm}^4$ $I_y 3.47 \times 10^4 \text{mm}^4$

Flat



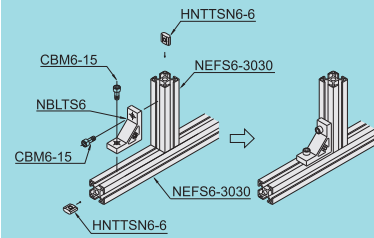
NEFSF6-3030
Clear Anodize



Material	Length	Weight	Section Area	Cross Sectional Moment of Inertia
A6063S-T5	50~4000mm	0.86kg/m	320mm ²	$I_x 3.06 \times 10^4 \text{mm}^4$ $I_y 2.80 \times 10^4 \text{mm}^4$

Example of Frame Connection

Connection with Thick Bracket



Blind Bracket Connections

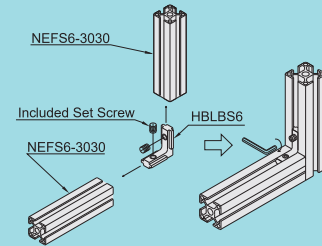
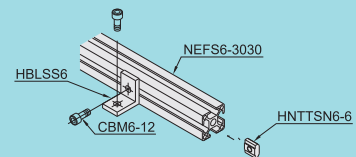
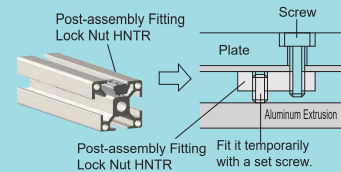


Plate on Frame Mounting

Thin Bracket Connections



Post Assy. Ins. Locknut Connections



MISUMI contact

Tel: 038-959200 or 1382
 Email: cs@misumi.co.th

MISUMI WEB "Chat"



Install MISUMI APP



30 Series

ALUMINUM FRAME

Slot Width 8: Series 30 for medium coverings, conveyor frames...

When ordering, select Part Number and Values from Selection Steps ①~③.

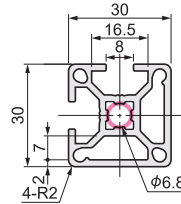


Ordering Example
 ① Part Number - ③ L
 NEFST6-3030 - 800

Flat




NEFST6-3030
Clear Anodize

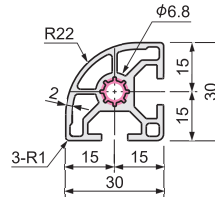


Material	Length	Weight	Section Area	Cross Sectional Moment of Inertia	
A6063S-T5	50~4000mm	0.91kg/m	337mm ²	$\ell \times 3.08 \times 10^4 \text{mm}^4$	$\ell \times 3.08 \times 10^4 \text{mm}^4$

Curved



NFSR6-3030
Clear Anodize



Material	Length	Weight	Section Area	Cross Sectional Moment of Inertia	
A6063S-T5	50~4000mm	0.82kg/m	306mm ²	$\ell \times 2.42 \times 10^4 \text{mm}^4$	$\ell \times 2.42 \times 10^4 \text{mm}^4$

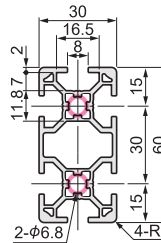
Standard



NEFS6-3060
Clear Anodize



NEFSB6-3060
Black Anodize

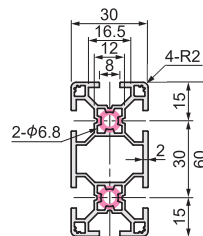


Material	Length	Weight	Section Area	Cross Sectional Moment of Inertia	
A6063S-T5	50~4000mm	1.44kg/m	535mm ²	$\ell \times 5.49 \times 10^4 \text{mm}^4$	$\ell \times 20.6 \times 10^4 \text{mm}^4$

Light Weight Type

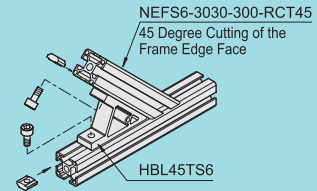


NFSL6-3060
Clear Anodize

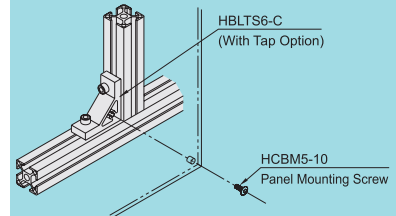


Material	Length	Weight	Section Area	Cross Sectional Moment of Inertia	
A6063S-T5	50~4000mm	1.29kg/m	476mm ²	$\ell \times 4.87 \times 10^4 \text{mm}^4$	$\ell \times 17.87 \times 10^4 \text{mm}^4$

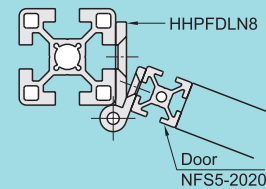
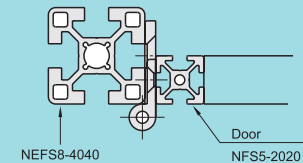
Example of Use: 45° Angle Brackets



Example of Cover Mounting on the Bracket



Connecting Unequal Sized Frames with Flag Hinges



Aluminum Frames

P.1183

Brackets / Corners / Sheet Metals / Connectors

P.1215

Nuts / Bolts

P.1243

Decorative Accessories

P.1258

Panel Fasteners / Panels / Door Sliding Slot Accessories

P.1262

17

Aluminum Frames / Related Accessories

MISUMI contact

Tel: 038-959200 or 1382
 Email: cs@misumi.co.th

MISUMI WEB "Chat"



Install MISUMI APP



30 Series

ALUMINUM FRAME

Slot Width 8: Series 30 for medium coverings, conveyor frames...

When ordering, select Part Number and Values from Selection Steps ①~③.

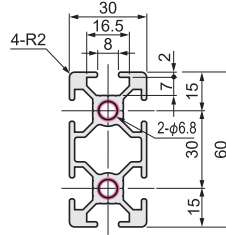


Ordering Example
 ①② Part Number - ③ L
 GNFS6-3060 - 500

High Rigidity Type



GNFS6-3060
Clear Anodize

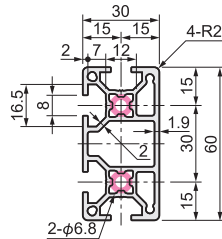


Material	Length	Weight	Section Area	Cross Sectional Moment of Inertia
A6063S-T6	50~4000mm	1.71kg/m	364mm ²	$I_x 5.95 \times 10^4 \text{mm}^4$ $I_y 23.78 \times 10^4 \text{mm}^4$

Flat




NEFSF6-3060
Clear Anodize

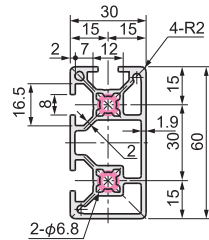


Material	Length	Weight	Section Area	Cross Sectional Moment of Inertia
A6063S-T5	50~4000mm	1.54kg/m	573mm ²	$I_x 5.97 \times 10^4 \text{mm}^4$ $I_y 21.1 \times 10^4 \text{mm}^4$

Flat



NEFST6-3060
Clear Anodize

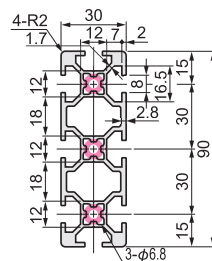


Material	Length	Weight	Section Area	Cross Sectional Moment of Inertia
A6063S-T5	50~4000mm	1.53kg/m	567mm ²	$I_x 5.83 \times 10^4 \text{mm}^4$ $I_y 21.19 \times 10^4 \text{mm}^4$

Flat




NEFS6-3090
Clear Anodize




Material	Length	Weight	Section Area	Cross Sectional Moment of Inertia
A6063S-T5	50~4000mm	2.24kg/m	831mm ²	$I_x 8.80 \times 10^4 \text{mm}^4$ $I_y 69.05 \times 10^4 \text{mm}^4$


How to Use: Thin Brackets



How to Use: Corner Blind Brackets




The position of 3 frames are easily aligned.



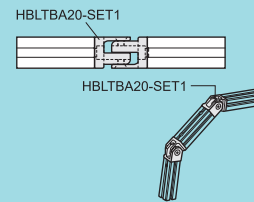
They function as frame end caps.

How to Use: Angled Brackets



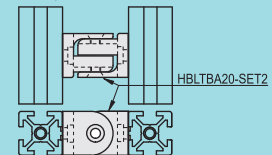
How to Use: Free Angle Brackets

① Connection of Two End Sections
 The method of connection two end sections of extrusions is to add taps to the extrusions. Either HBLTBA20 or HBLTBBN20 can be used for connection.



② Connection of Two Frame Side Faces (HBLTBA20 Connection)

Anti-spin protrusion is shown in the right figure. Connect two frame sides to side with HBLTBA20, screws and nuts.



MISUMI contact

Tel: 038-959200 or 1382
 Email: cs@misumi.co.th

MISUMI WEB "Chat"



Install MISUMI APP



30 Series

ALUMINUM FRAME

Slot Width 8: Series 30 for medium coverings, conveyor frames...

When ordering, select Part Number and Values from Selection Steps ①~③.



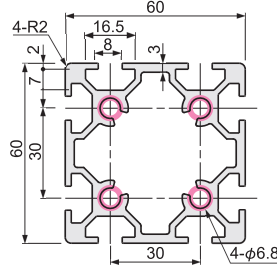
Ordering Example
 ①② Part Number - ③ L
 NFSB6-6060 - 1000

Standard



NFS6-6060
Clear Anodize

NFSB6-6060
Black Anodize

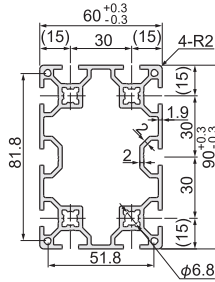


Material	Length	Weight	Section Area	Cross Sectional Moment of Inertia
A6063S-T5	50~4000mm	2.63kg/m	971mm ²	ℓx 41.4×10 ⁴ mm ⁴ ℓy 41.4×10 ⁴ mm ⁴

Standard



NEFS6-6090
Clear Anodize

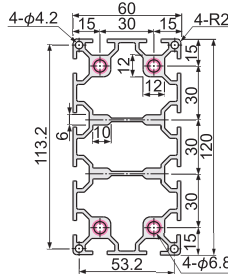


Material	Length	Weight	Section Area	Cross Sectional Moment of Inertia
A6063S-T5	50~4000mm	3.10kg/m	1147mm ²	ℓx 52.6×10 ⁴ mm ⁴ ℓy 111.0×10 ⁴ mm ⁴

Standard



NEFS6-60120
Clear Anodize

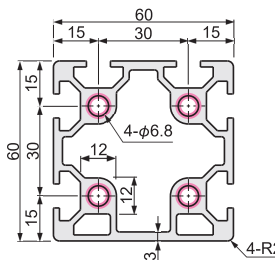


Material	Length	Weight	Section Area	Cross Sectional Moment of Inertia
A6063S-T6	50~4000mm	4.53kg/m	1677mm ²	ℓx 69.0×10 ⁴ mm ⁴ ℓy 246.7×10 ⁴ mm ⁴

Flat

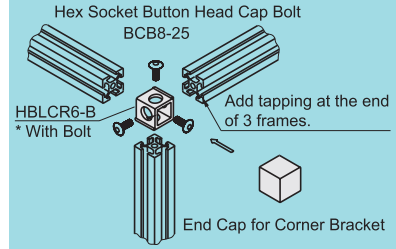


NFSF6-6060
Clear Anodize



Material	Length	Weight	Section Area	Cross Sectional Moment of Inertia
A6063S-T5	50~4000mm	2.90-kg/m	1072mm ²	ℓx 45.4×10 ⁴ mm ⁴ ℓy 43.3×10 ⁴ mm ⁴

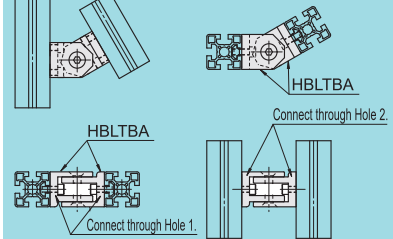
App. Example: Corner Bracket HBLCR



How to Use: Free Angle Brackets

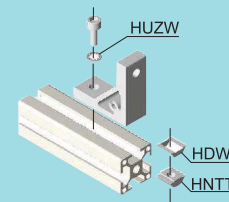
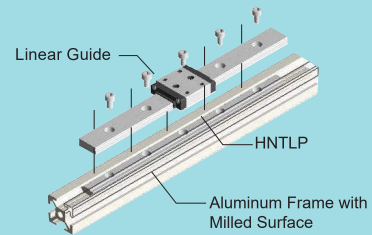
Connection of Two Side Faces

Use 2 pcs. of HBLTBA to connect two frame sides with HBLTBA20, Bolt and nuts.



Conductive Washers Usage Procedure

Combining HDW and HUZW as shown below makes frames conductive.



MISUMI contact

Tel: 038-959200 or 1382
 Email: cs@misumi.co.th

MISUMI WEB "Chat"



Install MISUMI APP



30 Series

ALUMINUM FRAME

Slot Width 8: Series 30 for medium coverings, conveyor frames...

When ordering, select Part Number and Values from Selection Steps ①~③.



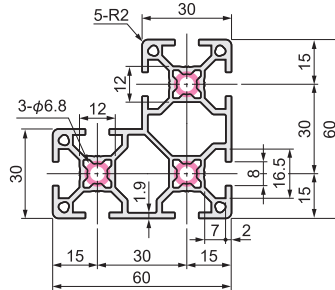
Ordering Example

① Part Number - ③ L
NEFS6-606030 - 1000

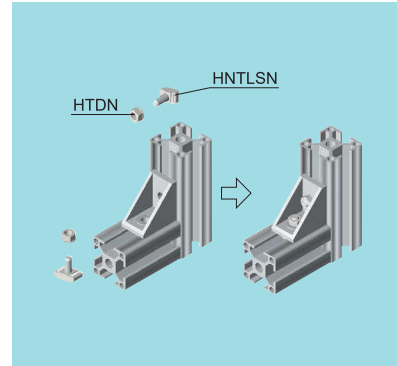
L type



NEFS6-606030
Clear Anodize



Material	Length	Weight	Section Area	Cross Sectional Moment of Inertia
A6063S-T5	50~4000mm	2.21kg/m	819mm ²	$I_x 27.38 \times 10^4 \text{mm}^4$ $I_y 27.38 \times 10^4 \text{mm}^4$



Aluminum Extrusion Frame Assembly

Prior to Beginning

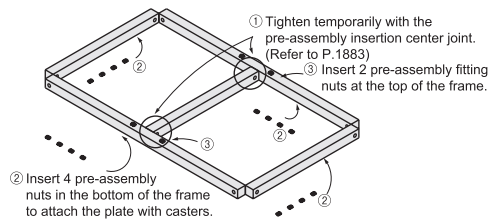
1. Provide a large and flat work space for the assembly.
2. Sort the frames into parts and sizes.
3. Count and confirm the quantity of the nuts to be pre-inserted.

* Insert any Pre-Assembly Nuts needed at this point if mounting a top plate and/or covers.
This assembly example also shows installation of Plate Type Adjusters and Casters.

Assembly of Single Joint Connected Type

Bottom Frame Assy.

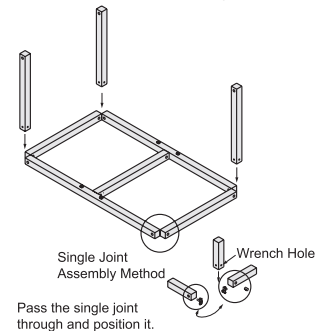
- (1) Begin assembling with the Bottom Frame.
- (2) Center joist is connected with Pre Assy. Ins. Center Joints.
- (3) Insert the nuts prior to assembly.



* Do not forget to insert the nuts.

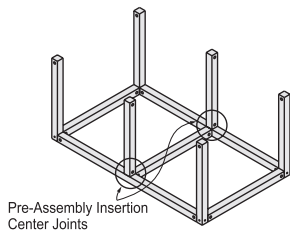
Mount the posts.

Connect the corners with Single Joints.



Mount the middle posts.

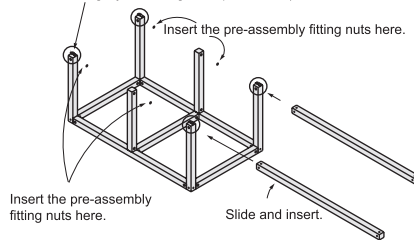
Connect the middle extrusions with Pre Assy. Ins. Center Joints.



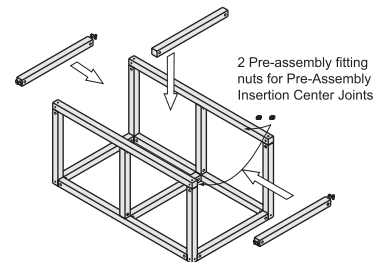
Top Frame Assy. (1)

Pre-install Single Joints on the ends of four posts.

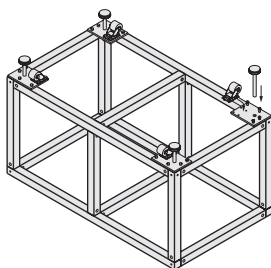
Pass the single joint through and position it. (Backlash should be kept.)



Top Frame Assy. (2)

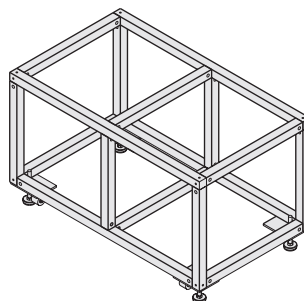


Adjuster and Caster Mounting



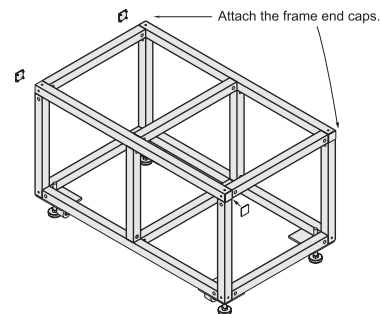
Invert the unit and mount the adjusters and casters. (Adjusters and Casters are sold separately on)

Final Tightening



Fully tighten while adjusting the extrusion positions.

Surface Cleaning



Wipe clean the surfaces with alcohol, etc. after the assembly work.

MISUMI contact

Tel: 038-959200 or 1382
Email: cs@misumi.co.th

MISUMI WEB "Chat"



Install MISUMI APP



Aluminum Frames

P.1183

Brackets / Corners / Sheet Metals / Connectors

P.1215

Nuts / Bolts

P.1243

Decorative Accessories

P.1258

Panel Fasteners / Panels / Door Sliding Slot Accessories

P.1262

17 Aluminum Frames / Related Accessories

40 Series

ALUMINUM FRAME

Slot Width 10mm: Series 40 for larger clean booths, equipment bases and structural materials (40, 80mm square)

When ordering, select Part Number and Values from Selection Steps ①~③.



Ordering Example: ①② Part Number - ③ L
NEFS8-4040 - 2000

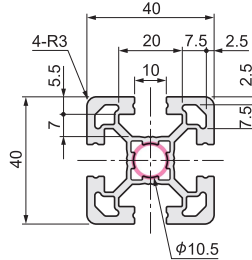
Economy Type



NEFS8-4040
Clear Anodize



NEFSB8-4040
Black Anodize

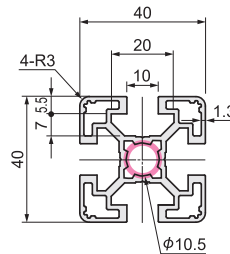


Material	Length	Weight	Section Area	Cross Sectional Moment of Inertia	
A6063S-T5	50~4000mm	1.61kg/m	596mm ²	$I_x 10.5 \times 10^4 \text{mm}^4$	$I_y 10.5 \times 10^4 \text{mm}^4$

Light Weight Economy Type




NFSL8-4040
Clear Anodize

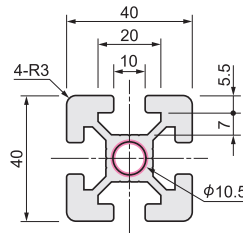


Material	Length	Weight	Section Area	Cross Sectional Moment of Inertia	
A6063S-T5	50~4000mm	1.27kg/m	478mm ²	$I_x 7.54 \times 10^4 \text{mm}^4$	$I_y 7.54 \times 10^4 \text{mm}^4$

High Rigidity Type



GNFS8-4040
Clear Anodize

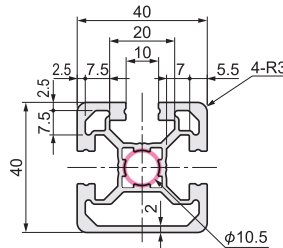


Material	Length	Weight	Section Area	Cross Sectional Moment of Inertia	
A6063S-T6	50~4000mm	2.17kg/m	806mm ²	$I_x 13.76 \times 10^4 \text{mm}^4$	$I_y 13.76 \times 10^4 \text{mm}^4$

Flat



NEFSF8-4040
Clear Anodize

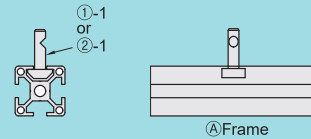


Material	Length	Weight	Section Area	Cross Sectional Moment of Inertia	
A6063S-T5	50~4000mm	1.53kg/m	568mm ²	$I_x 9.96 \times 10^4 \text{mm}^4$	$I_y 10.12 \times 10^4 \text{mm}^4$

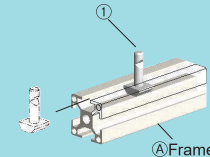
Center Joint Connection Method

Step 1

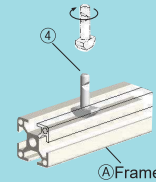
Front View / Side View



Standard Type



With Rotation Stopper



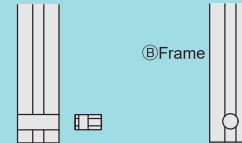
Explanation

Mount a center post to (A) frame. (Post Assembly Insertion Type can be inserted by turning from upside of the slot.)


Center Post is for Standard Type and With Rotation Stopper Type.

Step 1

Front View / Side View



Standard Type



MISUMI contact

Tel: 038-959200 or 1382
Email: cs@misumi.co.th

MISUMI WEB "Chat"



Install MISUMI APP



40 Series

ALUMINUM FRAME

Slot Width 10mm: Series 40 for larger clean booths, equipment bases and structural materials (40, 80mm square)

When ordering, select Part Number and Values from Selection Steps ①~③.

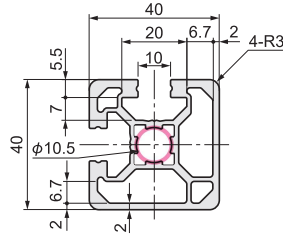


Ordering Example
 ① Part Number - ③ L
 NEFST8-4040 - 2000

Flat



NEFST8-4040
Clear Anodize

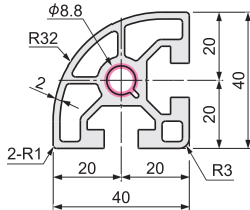


Material	Length	Weight	Section Area	Cross Sectional Moment of Inertia
A6063S-T5	50~4000mm	1.51kg/m	558mm ²	$I_x 9.92 \times 10^4 \text{mm}^4$ $I_y 9.92 \times 10^4 \text{mm}^4$

Curved



NFSR8-4040
Clear Anodize



Material	Length	Weight	Section Area	Cross Sectional Moment of Inertia
A6063S-T5	50~4000mm	1.53kg/m	564mm ²	$I_x 7.79 \times 10^4 \text{mm}^4$ $I_y 7.79 \times 10^4 \text{mm}^4$

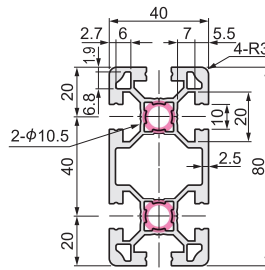
Economy Type



NEFS8-4080
Clear Anodize



NEFSB8-4080
Clear Anodize

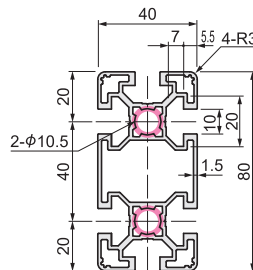


Material	Length	Weight	Section Area	Cross Sectional Moment of Inertia
A6063S-T5	50~4000mm	2.79kg/m	1034mm ²	$I_x 19.9 \times 10^4 \text{mm}^4$ $I_y 72.6 \times 10^4 \text{mm}^4$

Light Weight Economy Type




NFSL8-4080
Clear Anodize



Material	Length	Weight	Section Area	Cross Sectional Moment of Inertia
A6063S-T5	50~4000mm	2.12kg/m	785mm ²	$I_x 13.4 \times 10^4 \text{mm}^4$ $I_y 52.9 \times 10^4 \text{mm}^4$

With Rotation Stopper

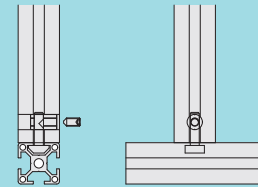


Explanation

Insert a joint guide in ② frame with M type hole. For standard type, adjust the through hole to be upward.

Step 1


Front View / Side View



Standard Type



With Rotation Stopper



Explanation

Move ① frame close to ② frame while putting the center post through the through hole of joint guide.

MISUMI contact

Tel: 038-959200 or 1382
 Email: cs@misumi.co.th

MISUMI WEB "Chat"



Install MISUMI APP



Aluminum Frames

P.1183

Brackets / Corners / Sheet Metals / Connectors

P.1215

Nuts / Bolts

P.1243

Decorative Accessories

P.1258

Panel Fasteners / Panels / Door Sliding Slot Accessories

P.1262

17 Aluminum Frames / Related Accessories

P.1262

40 Series

ALUMINUM FRAME


Slot Width 10mm: Series 40 for larger clean booths, equipment bases and structural materials (40, 80mm square)

When ordering, select Part Number and Values from Selection Steps ①~③.

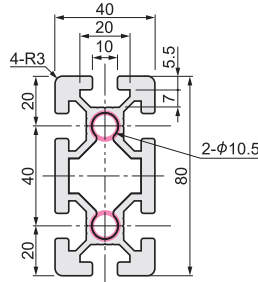


Ordering Example
 ①② Part Number - ③ L
 GNFS8-4080 - 1000

High Rigidity Type



GNFS8-4080
Clear Anodize

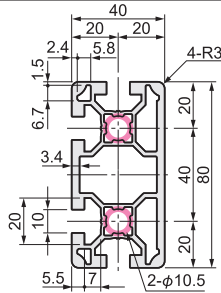


Material	Length	Weight	Section Area	Cross Sectional Moment of Inertia
A6063S-T6	50~4000mm	3.62kg/m	1340mm ²	$I_x 25.21 \times 10^4 \text{mm}^4$ $I_y 90.87 \times 10^4 \text{mm}^4$

Flat



NEFSF8-4080
Clear Anodize

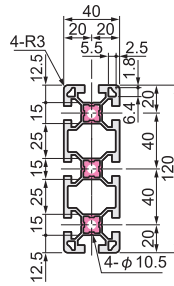


Material	Length	Weight	Section Area	Cross Sectional Moment of Inertia
A6063S-T5	50~4000mm	2.81kg/m	1041mm ²	$I_x 20.37 \times 10^4 \text{mm}^4$ $I_y 72.20 \times 10^4 \text{mm}^4$

Standard



NEFS8-40120
Clear Anodize

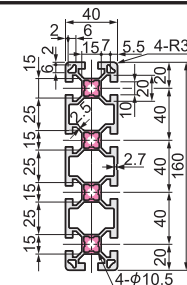


Material	Length	Weight	Section Area	Cross Sectional Moment of Inertia
A6063S-T5	50~4000mm	3.98kg/m	1474mm ²	$I_x 29.0 \times 10^4 \text{mm}^4$ $I_y 223.5 \times 10^4 \text{mm}^4$

Standard



NFS8-40160
Clear Anodize

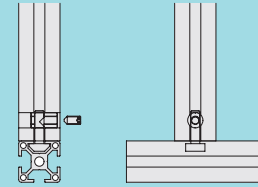


Material	Length	Weight	Section Area	Cross Sectional Moment of Inertia
A6063S-T5	50~4000mm	5.25kg/m	1945mm ²	$I_x 38.8 \times 10^4 \text{mm}^4$ $I_y 506 \times 10^4 \text{mm}^4$


Center Joint Connection Method

Step 4


Front View / Side View



Standard Type



With Rotation Stopper

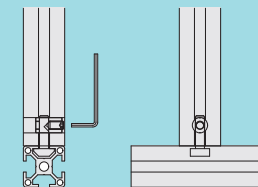


Explanation


Tighten the set screw to the side of joint guide.

Step 5

Front View / Side View



Standard Type



MISUMI contact

Tel: 038-959200 or 1382
 Email: cs@misumi.co.th

MISUMI WEB "Chat"



Install MISUMI APP



Aluminum Frames P.1183
 Brackets / Corners / Sheet Metals / Connectors P.1215
 Nuts / Bolts P.1243
 Decorative Accessories P.1258
 Panel Fasteners / Panels / Door Sliding Slot Accessories P.1262
 Aluminum Frames / Related Accessories 17

45,50 ALUMINUM FRAME

Series

Slot Width 10mm: Series 45, 50 for larger clean booths, equipment bases and structural materials (45, 50, 60, 90, 100mm square)

When ordering, select Part Number and Values from Selection Steps ①~③.

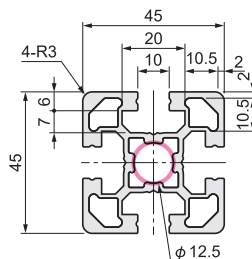


Ordering Example: ①② Part Number - ③L
NEFS8-4545 - 1000

Standard



NEFS8-4545
Clear Anodize

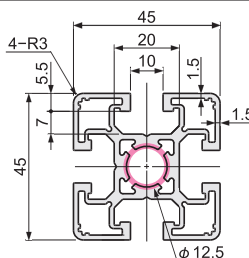


Material	Length	Weight	Section Area	Cross Sectional Moment of Inertia	
A6063S-T5	50~4000mm	1.93kg/m	713mm ²	$I_x 15.42 \times 10^4 \text{mm}^4$	$I_y 15.42 \times 10^4 \text{mm}^4$

Flat



NFSL8-4545
Clear Anodize

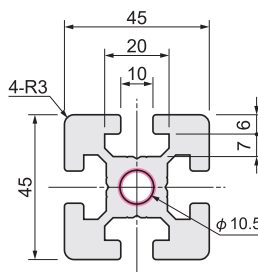


Material	Length	Weight	Section Area	Cross Sectional Moment of Inertia	
A6063S-T5	50~4000mm	1.7kg/m	628mm ²	$I_x 11.73 \times 10^4 \text{mm}^4$	$I_y 11.73 \times 10^4 \text{mm}^4$

Flat



GNFS8-4545
Clear Anodize

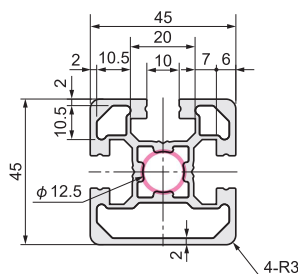


Material	Length	Weight	Section Area	Cross Sectional Moment of Inertia	
A6063S-T6	50~4000mm	3.16kg/m	1171mm ²	$I_x 23.64 \times 10^4 \text{mm}^4$	$I_y 23.64 \times 10^4 \text{mm}^4$

Curved



NEFSF8-4545
Clear Anodize

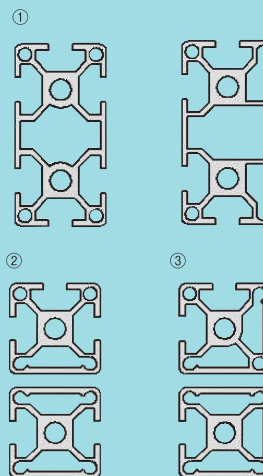


Material	Length	Weight	Section Area	Cross Sectional Moment of Inertia	
A6063S-T5	50~4000mm	1.83kg/m	677mm ²	$I_x 14.58 \times 10^4 \text{mm}^4$	$I_y 15.00 \times 10^4 \text{mm}^4$

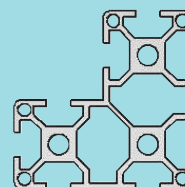
Standard of Frame Position

Placing method of the frame, which is a basis to determine right and left, is shown as follows.

- ① On the vertical length
- ② Flat side down
- ③ One flat side down and another flat side right



Example of L-Shaped

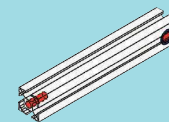


Combination of Alterations

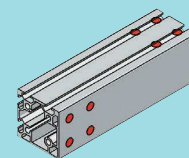
When desiring multiple alterations to be applied simultaneously, repeat the process of specifying any alteration code.

Ordering Example

NEFS6-3030-200-LTP-RDH



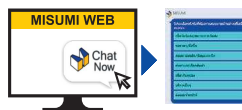
NEFS8-4545-200-LWH-RWV



MISUMI contact

Tel: 038-959200 or 1382
Email: cs@misumi.co.th

MISUMI WEB "Chat"



Install MISUMI APP



45,50 Series

ALUMINUM FRAME

Slot Width 10mm: Series 45, 50 for larger clean booths, equipment bases and structural materials (45, 50, 60, 90, 100mm square)

When ordering, select Part Number and Values from Selection Steps ①~③.

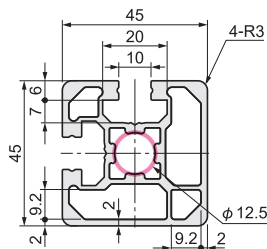


Ordering Example
 ① Part Number - ③ L
 NEFST8-4545 - 1000

Standard



NEFST8-4545
Clear Anodize

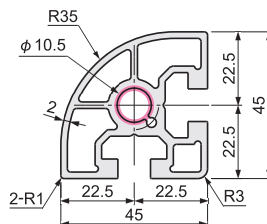


Material	Length	Weight	Section Area	Cross Sectional Moment of Inertia	
A6063S-T5	50~4000mm	1.80kg/m	667mm ²	$I_x 14.67 \times 10^4 \text{mm}^4$	$I_y 14.67 \times 10^4 \text{mm}^4$

Curved



NFRS8-4545
Clear Anodize

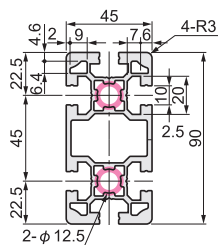


Material	Length	Weight	Section Area	Cross Sectional Moment of Inertia	
A6063S-T5	50~4000mm	1.79kg/m	662mm ²	$I_x 11.30 \times 10^4 \text{mm}^4$	$I_y 11.30 \times 10^4 \text{mm}^4$

Standard



NEFS8-4590
Clear Anodize

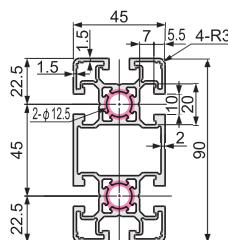


Material	Length	Weight	Section Area	Cross Sectional Moment of Inertia	
A6063S-T5	50~4000mm	3.75kg/m	1390mm ²	$I_x 32.67 \times 10^4 \text{mm}^4$	$I_y 125.3 \times 10^4 \text{mm}^4$

Standard



NFSL8-4590
Clear Anodize



Material	Length	Weight	Section Area	Cross Sectional Moment of Inertia	
A6063S-T5	50~4000mm	2.98kg/m	1101mm ²	$I_x 22.87 \times 10^4 \text{mm}^4$	$I_y 87.16 \times 10^4 \text{mm}^4$

Angled Cut Specifying Method

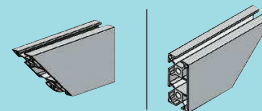
-45° Cut

L□T45: Adds a 45 degree cut on the left end in the specified direction.

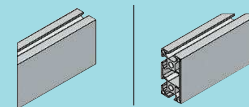
R□T45: Adds a 45 degree cut on the right end in the specified direction.

- Limitation**
- The cut direction can be specified as four directions against the cross section.
 - In case of angled cut, it is impossible to specify other alterations in the same direction.

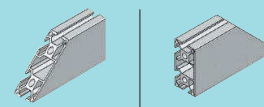
LAT, RAT: Cut with cross section facing down



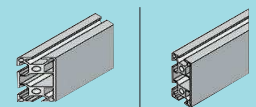
LBT, RBT: Cut with cross section facing back



LCT, RCT: Cut with cross section facing up



LDT, RDT: Cut with cross section facing front



Aluminum Frames

P.1183

Brackets / Corners / Sheet Metals / Connectors

P.1215

Nuts / Bolts

P.1243

Decorative Accessories

P.1258

Panel Fasteners / Panels / Door Sliding Slot Accessories

P.1262

17

Aluminum Frames / Related Accessories

MISUMI contact

Tel: 038-959200 or 1382
 Email: cs@misumi.co.th

MISUMI WEB "Chat"



Install MISUMI APP



45,50 Series

ALUMINUM FRAME

Slot Width 10mm: Series 45, 50 for larger clean booths, equipment bases and structural materials (45, 50, 60, 90, 100mm square)

When ordering, select Part Number and Values from Selection Steps ①~③.

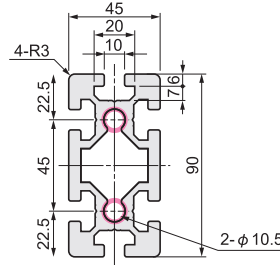


Ordering Example: ①② Part Number - ③ L
GNFS8-4590 - 1000

Heavy Duty



GNFS8-4590
Clear Anodize

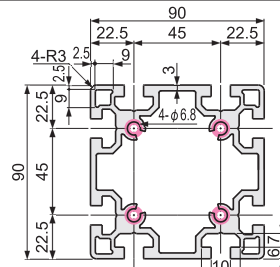


Material	Length	Weight	Section Area	Cross Sectional Moment of Inertia
A6063S-T6	50~4000mm	5.22kg/m	1935mm ²	$I_x 42.99 \times 10^4 \text{mm}^4$ $I_y 163.4 \times 10^4 \text{mm}^4$

Standard



NFS8-9090
Clear Anodize

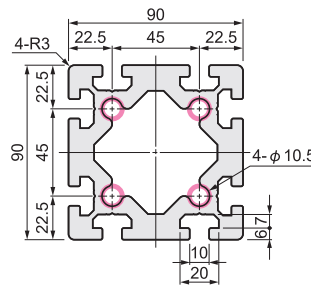


Material	Length	Weight	Section Area	Cross Sectional Moment of Inertia
A6063S-T5	50~4000mm	5.80kg/m	2162mm ²	$I_x 209.2 \times 10^4 \text{mm}^4$ $I_y 209.2 \times 10^4 \text{mm}^4$

Heavy Duty



GNFS8-9090
Clear Anodize

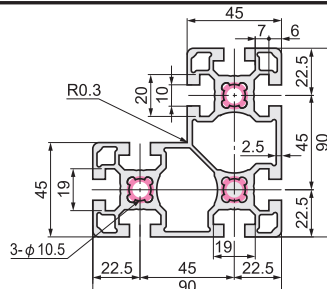


Material	Length	Weight	Section Area	Cross Sectional Moment of Inertia
A6063S-T6	50~4000mm	9.60kg/m	3592mm ²	$I_x 320.2 \times 10^4 \text{mm}^4$ $I_y 320.2 \times 10^4 \text{mm}^4$

Standard



NFS8-909045
Clear Anodize

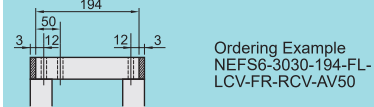
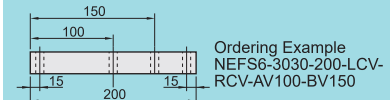


Material	Length	Weight	Section Area	Cross Sectional Moment of Inertia
A6063S-T5	50~4000mm	5.36kg/m	1988mm ²	$I_x 149.72 \times 10^4 \text{mm}^4$ $I_y 149.72 \times 10^4 \text{mm}^4$

Hole Position and Size

Frame Series	H (mm)	J (mm)
Slot Width 6mm (Series 5)	10	20
Slot Width 8mm (Series 6)	15	30
Slot Width 8mm Series 6 (For 50 Sq.)	15	20
Slot Width 10mm (Series 8)	20	40
Slot Width 10mm (Series 8-45)	22.5	45

Frame Series	K (mm)	d (mm)
Slot Width 6mm (Series 5)	20	7.35
Slot Width 8mm (Series 6)	30	8
Slot Width 8mm Series 6 (For 50 Sq.)	20	
Slot Width 10mm (Series 8)	40	
Slot Width 10mm (Series 8-45)	45	



Alteration Code Specifying Method (Wrench Hole is Specified Position)

- Adds a wrench hole in a desired position.
 - AH100**: Adds a wrench hole 100mm from the right end in the horizontal direction.
 - AV100**: Adds a wrench hole 100mm from the right end in the vertical direction.
 - AP100**: Adds a wrench hole 100mm from the right end in the crisscross direction.

For wrench hole machining, specify the hole position in 0.5mm increment.

0.5mm increment	
Code	AH, BH, CH, DH, EH, AV, BV, CV, DV, EV AP, BP, CP, DP, EP

- Offsets the wrench hole for the thickness of Frame End Cap. (Free of Charge)
In order to make the frame and the frame end cap flat, shortens the frame length by 3mm.
 - FL**: Shifts the wrench hole on the left side 3mm toward the left end.
 - FR**: Shifts the wrench hole on the right side 3mm toward the right end.

MISUMI contact

Tel: 038-959200 or 1382
Email: cs@misumi.co.th

MISUMI WEB "Chat"



Install MISUMI APP



45,50 Series

ALUMINUM FRAME

Slot Width 10mm: Series 45, 50 for larger clean booths, equipment bases and structural materials (45, 50, 60, 90, 100mm square)

When ordering, select Part Number and Values from Selection Steps ①~③.

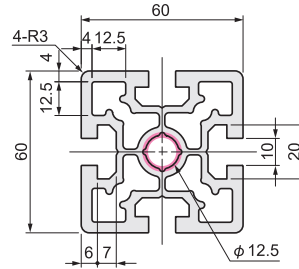


Ordering Example: ①② Part Number - ③ L
NFS8-6060 - 1000

Standard



NFS8-6060
Clear Anodize

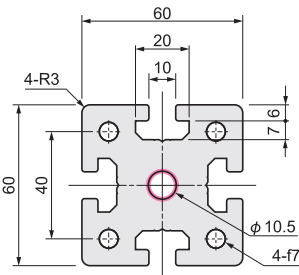


Material	Length	Weight	Section Area	Cross Sectional Moment of Inertia	
A6063S-T5	50~4000mm	4.17kg/m	1478mm ²	$I_x 56.44 \times 10^4 \text{mm}^4$	$I_y 56.44 \times 10^4 \text{mm}^4$

L type · Curved



GNFS8-6060
Clear Anodize



Material	Length	Weight	Section Area	Cross Sectional Moment of Inertia	
A6063S-T6	50~4000mm	6.96kg/m	2577mm ²	$I_x 79.86 \times 10^4 \text{mm}^4$	$I_y 79.86 \times 10^4 \text{mm}^4$

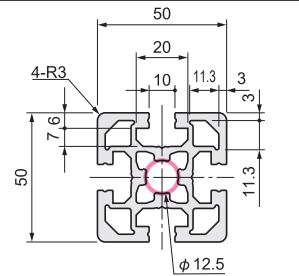
Standard



NEFS8-5050
Clear Anodize



NEFSB8-5050
Black Anodize

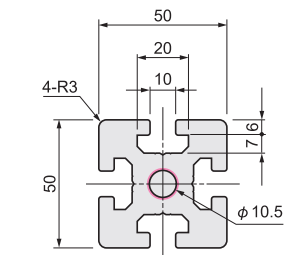


Material	Length	Weight	Section Area	Cross Sectional Moment of Inertia	
A6063S-T5	50~4000mm	2.84kg/m	1053mm ²	$I_x 26.98 \times 10^4 \text{mm}^4$	$I_y 26.98 \times 10^4 \text{mm}^4$

Standard

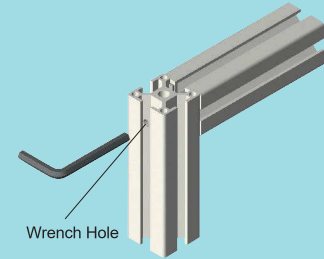


GNFS8-5050
Clear Anodize

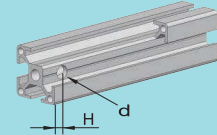


Material	Length	Weight	Section Area	Cross Sectional Moment of Inertia	
A6063S-T6	50~4000mm	4.40kg/m	1633mm ²	$I_x 38.16 \times 10^4 \text{mm}^4$	$I_y 38.16 \times 10^4 \text{mm}^4$

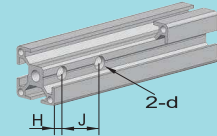
Wrench access holes used for Blind Joint connections, etc. are drilled.



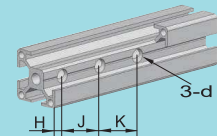
1 Row (C)



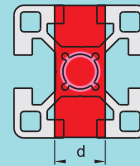
2 Rows (W)



3 Rows (E)



Cross Section View



Alteration Code Specifying Method (Wrench Hole)

Drilling option is specifiable by combining symbols in the first, second and third column in the table.

Drills two rows of wrench holes horizontally on the left side of the frame. **-LWH**

Drills two rows of wrench holes crisscross on the left side of the frame. **-LWP**

Meaning of Option Symbols

First	Second	Third
L (Left)	C (Wrench Holes in Single Line)	H (Horizontal)
R (Right)	W (Wrench Holes in Two Lines)	V (Vertical)
	E (Wrench Holes in Three Lines)	P (Crisscross)

MISUMI contact

Tel: 038-959200 or 1382
Email: cs@misumi.co.th

MISUMI WEB "Chat"



Install MISUMI APP



Aluminum Frames

P.1183

Brackets / Corners / Sheet Metals / Connectors

P.1215

Nuts / Bolts

P.1243

Decorative Accessories

P.1258

Panel Fasteners / Panels / Door Sliding Slot Accessories

P.1262

17

Aluminum Frames / Related Accessories

45,50 ALUMINUM FRAME

Slot Width 10mm: Series 45, 50 for larger clean booths, equipment bases and structural materials (45, 50, 60, 90, 100mm square)

When ordering, select Part Number and Values from Selection Steps ①~③.



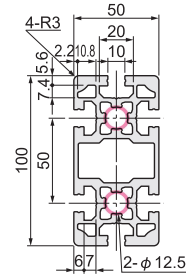
Standard



NEFS8-50100
Clear Anodize



NEFSB8-50100
Black Anodize

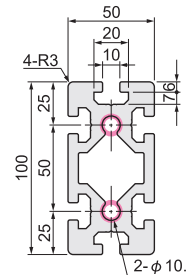


Material	Length	Weight	Section Area	Cross Sectional Moment of Inertia
A6063S-T5	50~4000mm	5.39kg/m	1996mm ²	ℓx 53.0×10 ⁴ mm ⁴ ℓy 211.21×10 ⁴ mm ⁴

Heavy Duty



GNFS8-50100
Clear Anodize

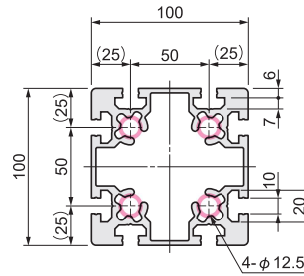


Material	Length	Weight	Section Area	Cross Sectional Moment of Inertia
A6063S-T5	50~4000mm	7.0kg/m	2593mm ²	ℓx 68.08×10 ⁴ mm ⁴ ℓy 273.12×10 ⁴ mm ⁴

Standard



NEFS8-100100
Clear Anodize

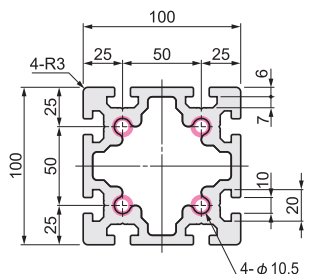


Material	Length	Weight	Section Area	Cross Sectional Moment of Inertia
A6063S-T5	50~4000mm	7.86kg/m	2922mm ²	ℓx 376.0×10 ⁴ mm ⁴ ℓy 376.0×10 ⁴ mm ⁴

Heavy Duty



GNFS8-100100
Clear Anodize



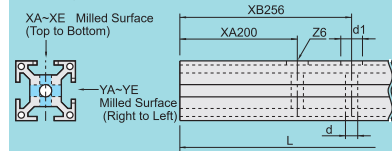
Material	Length	Weight	Section Area	Cross Sectional Moment of Inertia
A6063S-T6	50~4000mm	10.68kg/m	3957mm ²	ℓx 465.8×10 ⁴ mm ⁴ ℓy 465.8×10 ⁴ mm ⁴

Alteration Code Specifying Method (Counterbore)

Alterations Code	Counterboring Selection		
	Z	d	d1
Spec. Frame Series	5	5.5	9.5
	6	6.5	11
Specify Counterbores and Locations	Series 6	6	6.5
	Series 8	8	9
	Series 8-45	8	14

Alterations Code	Counterboring Selection			
	XA	XB	XC	XD
Spec. Distance from the Left End (0.5mm Increment)	YA	YB	YC	YD
	YE			
Specify Counterbores and Locations	7-L-7			

Ordering Example: NEFS6-3030-500-Z6-XA200-XB256




Frame Cut

- 45-Degree Cut **LCT45**: 45 degree cut on the Left End
- 45-Degree Cut **RCT45**: 45 degree cut on the Right End


Limitation

- For 45 degree cutting, the right and left sides of a frame must be faced as shown in the illustration below. In case of 45 degree cutting, it is impossible to specify other alterations, such as D hole machining, wrench hole machining and tapping, in the same direction.


- The frame edges are cut at 45 degree angle. (Ex.:NEFS6-3030-500-LCT45-RCT45)




- For frames with the rectangle-shaped cross section such as HFS6-3060 the main body shall be placed as shown in the illustration below, as standard. (Ex.:NEFS6-3030-500-LCT45)



- When 45 Degree Cutting is machined to 2-side slotted frames (HFST) or 3-side slotted frames (HFSF) the standard orientation of frames are as shown below. 3-Side Slots:(Ex.:NEFS6-3030-500-LCT45)



Place an frame with the smooth surface facing the bottom. 2-Side Slots (Ex.:NEFST6-3030-500-LCT45)



Place an frame front wards with the smooth surface facing the bottom.

MISUMI contact

Tel: 038-959200 or 1382
Email: cs@misumi.co.th

MISUMI WEB "Chat"



Install MISUMI APP



45,50 Series

ALUMINUM FRAME

Slot Width 10mm: Series 45, 50 for larger clean booths, equipment bases and structural materials (45, 50, 60, 90, 100mm square)

When ordering, select Part Number and Values from Selection Steps ①~③.

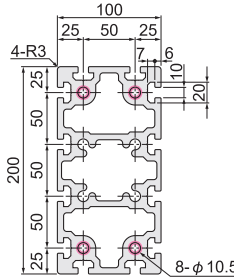


Ordering Example
 ①② Part Number - ③L
 GNFS8-100200 - 1000

Standard



GNFS8-100200
Clear Anodize



Material	Length	Weight	Section Area	Cross Sectional Moment of Inertia
A6063S-T5	50~4000mm	20.45kg/m	7574mm ²	I_x 874.3×10 ⁴ mm ⁴ I_y 3179.53×10 ⁴ mm ⁴

Aluminum Frame Tolerance Data

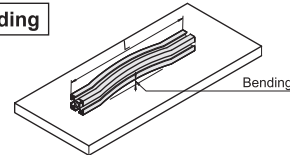
■ Aluminum Frame JIS Standard

• Bend Tolerance (Special Class)

Unit: mm

Diameter of Circumcircle	Minimum Thickness	Per Arbitrary Section of 300mm Length	Per full length (L)
38 or Less	2.4 or Less	1.3 or Less	$1.3 \times \frac{L}{300}$ or Less
	Over 2.4	0.3 or Less	$0.3 \times \frac{L}{300}$ or Less
38 to 300	-	0.3 or Less	$0.3 \times \frac{L}{300}$ or Less
Over 300	-	0.5 or Less	$0.5 \times \frac{L}{300}$ or Less

Bending



Note

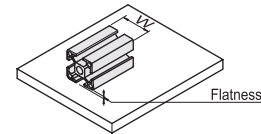
- Given values are for frames placed on flat surfaces with minimized bends by own weight.
- When the overall length is not an integral multiple of 300mm, determine the tolerance by rounding up the remainder length to 300mm.

• Flatness Tolerance

Unit: mm

Shape Type	General Shape	Hollow Shape	
		4.7 or Less	Over 4.7
Minimum Thickness of Measurement Point			
Width			
25 or Less	0.10 or Less	0.15 or Less	0.10 or Less
Over 25	0.4% × W or Less	0.6% × W or Less	0.4% × W or Less
Per Arbitrary Section of 25mm Width	0.10 or Less	0.15 or Less	0.10 or Less

Flatness



Note

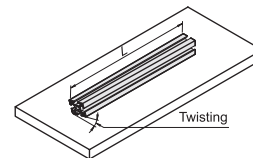
Not Applicable to the plane including open section.

• Twist Tolerance

Unit: mm

Diameter of Circumcircle	Length	
	Per Arbitrary Section of 300mm Length	Per full length (L)
38 or Less	1 or Less	$1 \times \frac{L}{300}$ or Less However Max. Value is 7
Over 38 to 76	1/2 or Less	$\frac{1}{2} \times \frac{L}{300}$ or Less However Max. Value is 5
Over 76	1/4 or Less	$\frac{1}{4} \times \frac{L}{300}$ or Less However Max. Value is 3

Twisting



MISUMI contact

Tel: 038-959200 or 1382
 Email: cs@misumi.co.th

MISUMI WEB "Chat"



Install MISUMI APP



Aluminum Frames

P.1183

Brackets / Corners / Sheet Metals / Connectors

P.1215

Nuts / Bolts

P.1243

Decorative Accessories

P.1258

Panel Fasteners / Panels / Door Sliding Slot Accessories

P.1262

17

Aluminum Frames / Related Accessories

20,25 Series

ACCESSORIES FOR ALUMINUM FRAME BRACKETS/NUTS/EXTRUSION END CAPS

Aluminum Frames

P.1183

Brackets / Corners / Sheet Metals / Connectors

P.1215

Nuts / Bolts

P.1243

Decorative Accessories

P.1258

Panel Fasteners / Panels / Door Sliding Slot Accessories

P.1262

17

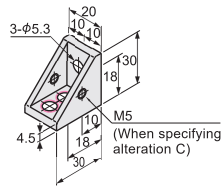
Aluminum Frames / Related Accessories

Brackets

Tabbed Reversal Brackets (For 1 Slot)

HBLFSN5

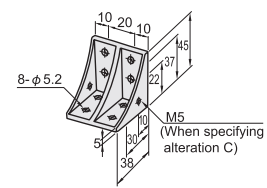
HBLFSNB5



Part Number	Material	Surface Treatment
HBLFSN5	ADC12	-
HBLFSNB5	ADC12	Black Anodize

Tabbed Reversal Brackets (For 2 Slots)

HBLFSDW5

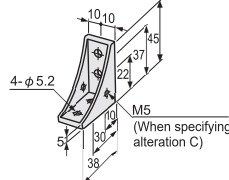


Part Number	Material	Surface Treatment
HBLFSDW5	ADC12	-

Tabbed Reversal Brackets (For 1 Slot)

HBLFSSW5

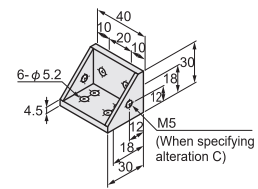
HBLFSSWB5



Part Number	Material	Surface Treatment
HBLFSSW5	ADC12	-
HBLFSSWB5	ADC12	Black Anodize

Tabbed Reversal Brackets (For 2 Slots)

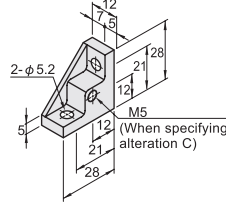
HBLFSD5



Part Number	Material	Surface Treatment
HBLFSD5	ADC12	-

One-Side Rib Brackets (For 1 Slot)

HBLFSL5

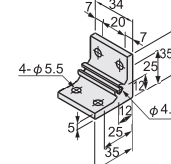


Part Number	Material	Surface Treatment
HBLFSL5	ADC12	-

Thick Brackets (For 2 Slots)

HBLTD5

HBLTDB5

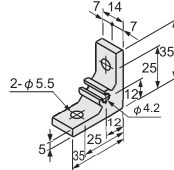


Part Number	Material	Surface Treatment
HBLTD5	A6N01SS-T5	Clear Anodize
HBLTDB5	A6N01SS-T5	Black Anodize

Thick Brackets (For 1 Slot)

HBLTS5

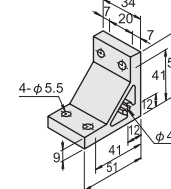
HBLTSB5



Part Number	Material	Surface Treatment
HBLTS5	A6N01SS-T5	Clear Anodize
HBLTSB5	A6N01SS-T5	Black Anodize

Ultra Thick Brackets (For 2 Slots)

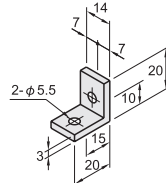
HBLUD5



Part Number	Material	Surface Treatment
HBLUD5	A6N01SS-T5	Clear Anodize

Thick Brackets (For 1 Slot)

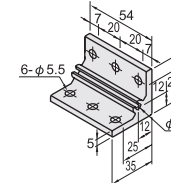
HBLSS5



Part Number	Material	Surface Treatment
HBLSS5	A6N01SS-T5	Clear Anodize

Thick Brackets (For 3 Slots)

HBLTT5



Part Number	Material	Surface Treatment
HBLTT5	A6N01SS-T5	Clear Anodize



Ordering Example Part Number **HBLTSB5**

MISUMI contact

Tel: 038-959200 or 1382
Email: cs@misumi.co.th

MISUMI WEB "Chat"



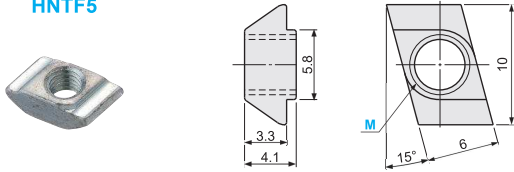
Install MISUMI APP



Nuts

Post-Assembly Insertion Nuts

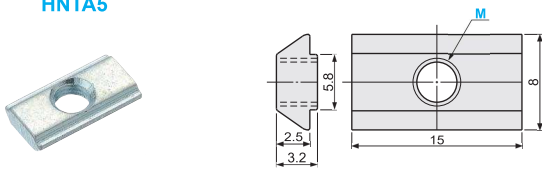
HNTF5



Part Number	M	Material	Surface Treatment
HNTF5	3 4	S10C Equivalent	Trivalent Chromate

Post-Assembly Insertion Stopper Nuts

HNTA5




Part Number	M	Material	Surface Treatment
HNTA5	3 4 5	S10C Equivalent	Trivalent Chromate

Pre-Assembly Insertion Nuts

HNTT5

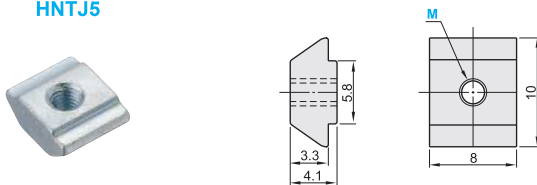
HNTTSN5



Part Number	M	Material	Surface Treatment
HNTT5	3 4 5	S10C Equivalent	Trivalent Chromate
HNTTSN5	3 4 5	SVS316 Equivalent	-

Pre-Assembly Insertion Short Nuts

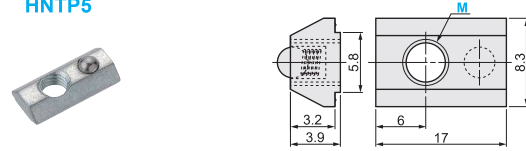
HNTJ5



Part Number	M	Material	Surface Treatment
HNTJ5	3 4 5	S10C Equivalent	-

Post-Assembly Insertion Spring Nuts

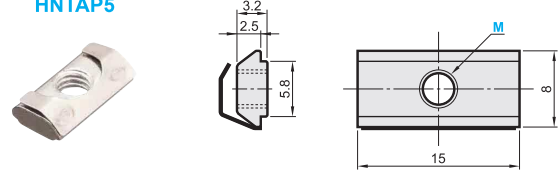
HNTP5



Part Number	M	Material			Surface Treatment
		Main Body	Ball	Spring	
HNTP5	3 4 5	S10C Equivalent	SUS304	SWP-A	Trivalent Chromate

Post-Assembly Insertion Nuts with Leaf Springs

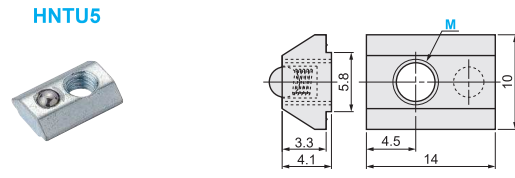
HNTAP5



Part Number	M	Material	Surface Treatment
HNTAP5	3 4 5	S10C Equivalent	Trivalent Chromate

Pre-Assembly Insertion Spring Nuts

HNTU5



Part Number	M	Material			Surface Treatment
		Main Body	Ball	Spring	
HNTU5	3 4 5	S10C Equivalent	SUS304	SWP-A	Trivalent Chromate

EX Example


HNTP

Built-in spring prevents slips. Moves easily in the slot when pressed slightly by hand.

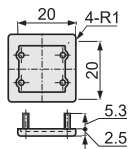
* Does not fall even if the extrusion is placed vertically.

Ordering Example: Part Number HNTA5 - M 4

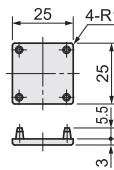
Extrusion End Caps



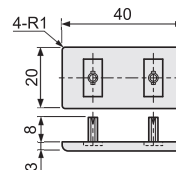
HFC5-2020



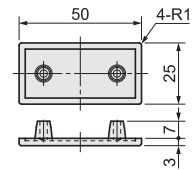
HFC5-2525



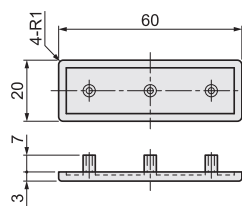
HFC5-2040



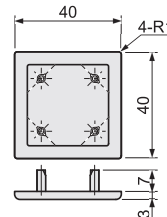
HFC5-2550



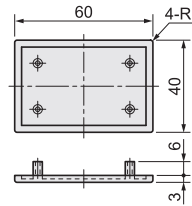
HFC5-2060



HFC5-4040



HFC5-4060



Part Number	Color	Material
HFC5-2020	B (Black), S (Light Gray)	Polyamide
HFC5-2525		
HFC5-2040		
HFC5-2550		
HFC5-2060		
HFC5-4040		
HFC5-4060		

<Supplementary Information>

· Add -B (Black) / -S (Light Gray) to the end of the part number to specify the color.
Example) HFC5-2020-B



Example



Ordering Example

Part Number	Color
HFC5-2020	B

30 Series

ACCESSORIES FOR ALUMINUM FRAME BRACKETS/NUTS/EXTRUSION END CAPS

Aluminum Frames
P.1183

Brackets / Corners / Sheet Metals / Connectors
P.1215

Nuts / Bolts
P.1243

Decorative Accessories
P.1258

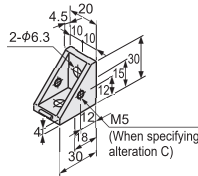
Panel Fasteners / Panels / Door Sliding Slot Accessories
P.1262

17
Aluminum Frames / Related Accessories

Brackets

Tabbed Reversal Brackets (For 1 Slot)

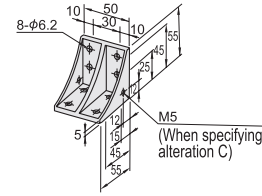
HBLFSN6 **HBLFSNB6**



Part Number	Material	Surface Treatment
HBLFSN6	ADC12	-
HBLFSNB6	ADC12	Black Anodize

Tabbed Reversal Brackets (For 2 Slots)

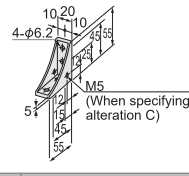
HBLFSDW6



Part Number	Material	Surface Treatment
HBLFSDW6	ADC12	-

Tabbed Reversal Brackets (For 1 Slot)

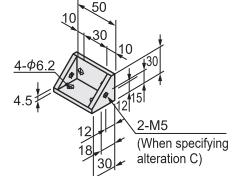
HBLFSSW6 **HBLFSSWB6**



Part Number	Material	Surface Treatment
HBLFSSW6	ADC12	-
HBLFSSWB6	ADC12	Black Anodize

Tabbed Reversal Brackets (For 2 Slots)

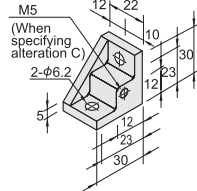
HBLFSD6



Part Number	Material	Surface Treatment
HBLFSD6	ADC12	-

One-Side Rib Brackets (For 1 Slot)

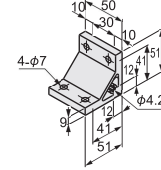
HBLFSL6



Part Number	Material	Surface Treatment
HBLFSL6	ADC12	-

Thick Brackets (For 2 Slots)

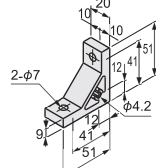
HBLTD6 **HBLTDB6**



Part Number	Material	Surface Treatment
HBLTD6	A6063S-T5	Clear Anodize
HBLTDB6	A6N01SS-T5	Black Anodize

Thick Brackets (For 1 Slot)

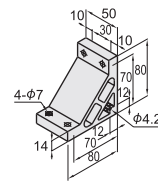
HBLTS6 **HBLTSB6**



Part Number	Material	Surface Treatment
HBLTS6	A6063S-T5	Clear Anodize
HBLTSB6	A6N01SS-T5	Black Anodize

Ultra Thick Brackets (For 2 Slots)

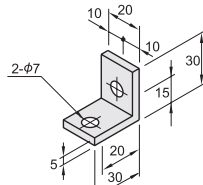
HBLUD6



Part Number	Material	Surface Treatment
HBLUD6	A6N01SS-T5	Clear Anodize

Thin Brackets (For 1 Slot)

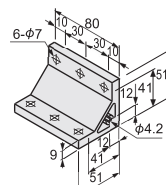
HBLSS6



Part Number	Material	Surface Treatment
HBLSS6	A6N01SS-T5	Clear Anodize

Thick Brackets (For 3 Slots)

HBLTT6



Part Number	Material	Surface Treatment
HBLTT6	A6N01SS-T5	Clear Anodize



MISUMI contact

Tel: 038-959200 or 1382
Email: cs@misumi.co.th

MISUMI WEB "Chat"



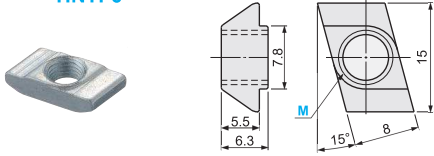
Install MISUMI APP



Nuts

Post-Assembly Insertion Nuts

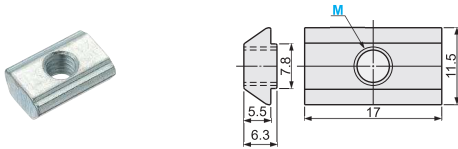
HNTF6



Part Number	M	Material	Surface Treatment
HNTF6	3 4 5 6	S10C Equivalent	Trivalent Chromate

Post-Assembly Insertion Stopper Nuts

HNTA6

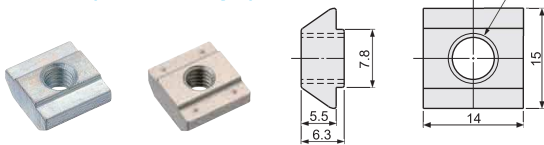


Part Number	M	Material	Surface Treatment
HNTA6	3 4 5 6	S10C Equivalent	Trivalent Chromate

Pre-Assembly Insertion Nuts

HNTT6

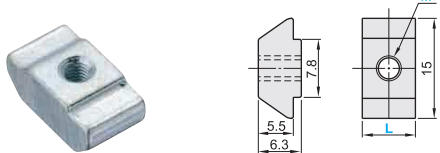
HNTTSN6



Part Number	M	Material	Surface Treatment
HNTT6	3 4 5 6	S10C Equivalent	Trivalent Chromate
HNTTSN6	3 4 5 6	SUS316 Equivalent	-

Pre-Assembly Insertion Offset Nuts

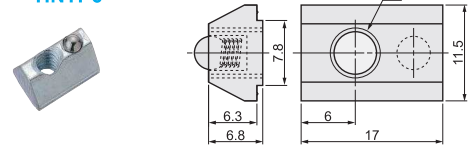
HNTJ6



Part Number	M	Material	Surface Treatment
HNTJ6	4 5 6	-	-

Post-Assembly Insertion Spring Nuts

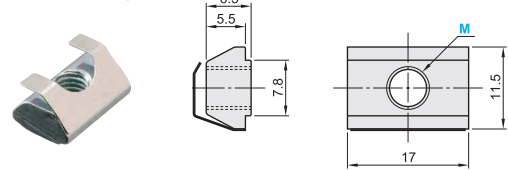
HNTP6



Part Number	M	Material			Surface Treatment
		Main Body	Ball	Spring	
HNTP6	3 4 5 6	S10C Equivalent	SUS304	SWP-A	Trivalent Chromate

Post-Assembly Insertion Nuts with Leaf Springs

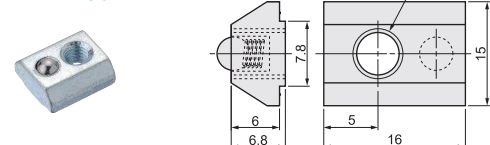
HNTAP6



Part Number	M	Material	Surface Treatment
HNTAP6	3 4 5 6	S10C Equivalent	Trivalent Chromate

Pre-Assembly Insertion Spring Nuts

HNTU6




Part Number	M	Material			Surface Treatment
		Main Body	Ball	Spring	
HNTU6	3 4 5 6	S10C Equivalent	SUS304	SWP-A	Trivalent Chromate

EX Example

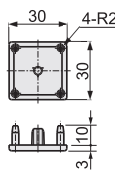
Welded Leaf Springs prevent the nuts from slipping off even if inserted into the vertically-placed extrusions.

Ordering Example: Part Number HNTF6 - M 4

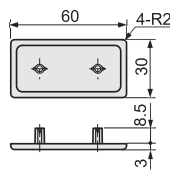
Extrusion End Caps



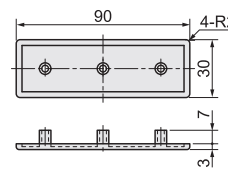
HFC6-3030



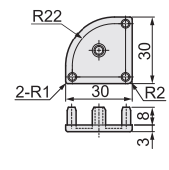
HFC6-3060



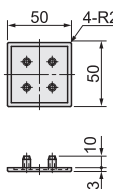
HFC6-3090



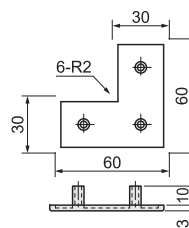
HFCR6-3030



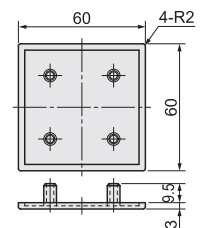
HFC6-5050



HFC6-606030



HFC6-6060



Part Number	Color	Material
HFC6-3030	B (Black), S (Light Gray)	Polyamide
HFC6-3060		
HFC6-3090		
HFC6-5050		
HFC6-606030		
HFC6-6060		
HFCR6-3030		

<Supplementary Information>

Add-B (Black)-S (Light Gray) to the end of the part number to specify the color.
Example: HFC6-3030-B



Example



Ordering Example

Part Number HFC6-3030 - Color B

40 Series

ACCESSORIES FOR ALUMINUM FRAME BRACKETS/NUTS/EXTRUSION END CAPS

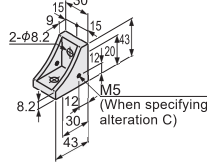
Aluminum Frames
 P.1183
 Brackets / Corners / Sheet Metals / Connectors
 P.1215
 Nuts / Bolts
 P.1243
 Decorative Accessories
 P.1258
 Panel Fasteners / Panels / Door Sliding Slot Accessories
 P.1262
17
 Aluminum Frames / Related Accessories

Brackets

Tabbed Reversal Brackets (For 1 Slot)

HBLFSN8

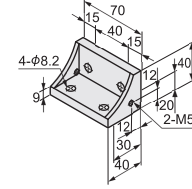
HBLFSNB8



Part Number	Material	Surface Treatment
HBLFSN8	ADC12	-
HBLFSNB8		Black Anodize

One-Side Rib Brackets (For 2 Slots)

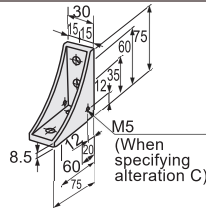
HBLFSD8



Part Number	Material	Surface Treatment
HBLFSD8	ADC12	-

Tabbed Reversal Brackets (For 1 Slot)

HBLFSSW8

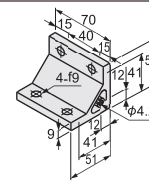


Part Number	Material	Surface Treatment
HBLFSSW8	ADC12	-

Thick Brackets (For 2 Slots)

HBLTD8

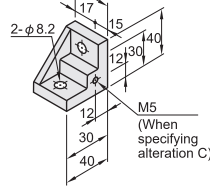
HBLTDB8



Part Number	Material	Surface Treatment
HBLTD8	A6N01SS-T5	Clear Anodize
HBLTDB8	A6N01SS-T5	Black Anodize

One-Side Rib Brackets (For 1 Slot)

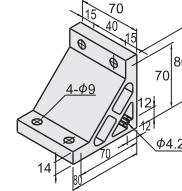
HBLFSL8



Part Number	Material	Surface Treatment
HBLFSL8	ADC12	-

Ultra Thick Brackets (For 2 Slots)

HBLUD8

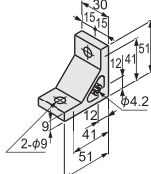


Part Number	Material	Surface Treatment
HBLUD8	A6N01SS-T5	Clear Anodize

Thick Brackets (For 1 Slot)

HBLTS8

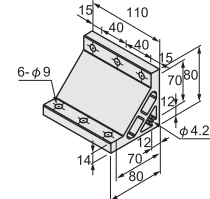
HBLTSB8



Part Number	Material	Surface Treatment
HBLTS8	A6N01SS-T5	Clear Anodize
HBLTSB8	A6N01SS-T5	Black Anodize

Ultra Thick Brackets (For 3 Slots)

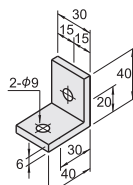
HBLUT8



Part Number	Material	Surface Treatment
HBLUT8	A6N01SS-T5	Clear Anodize

Thin Brackets (For 1 Slot)

HBLSS8



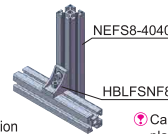
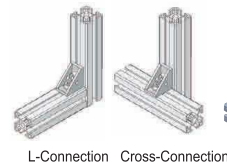
Part Number	Material	Surface Treatment
HBLSS8	A6N01SS-T5	Clear Anodize



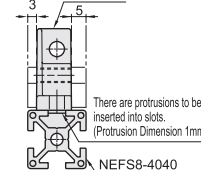
Example

Can be installed in either direction.

HBLFSNF8 prevents brackets from protruding from extrusions when cross connected.



HBLFSL8



There are protrusions to be inserted into slots. (Protrusion Dimension 1mm)

Can be combined with both cover plates of 5mm and 3mm thickness.



Ordering Example
Part Number
HBLFSSW8

MISUMI contact

Tel: 038-959200 or 1382
Email: cs@misumi.co.th

MISUMI WEB "Chat"



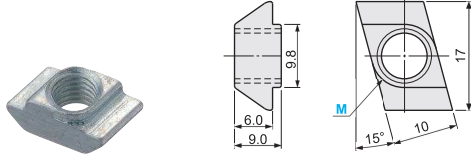
Install MISUMI APP



Nuts

Post-Assembly Insertion Nuts

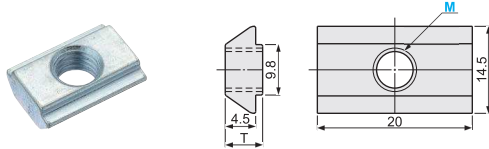
HNTF8



Part Number	M	Material	Surface Treatment
HNTF8	4 5 6 8	S10C Equivalent	Trivalent Chromate

Post-Assembly Insertion Stopper Nuts

HNTA8

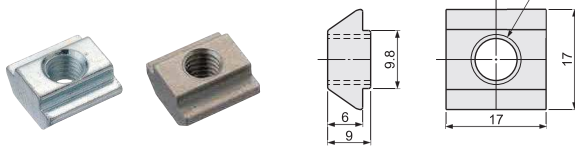


Part Number	M	Material	Surface Treatment
HNTA8	4 5 6 8	S10C Equivalent	Trivalent Chromate

Pre-Assembly Insertion Nuts

HNTT8

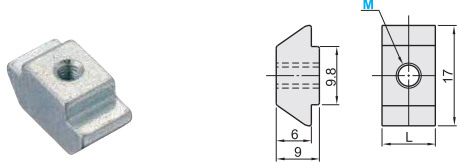
HNTTSN8



Part Number	M	Material	Surface Treatment
HNTT8	4 5 6 8	S10C Equivalent	Trivalent Chromate
HNTTSN8	4 5 6 8	SUS306 Equivalent	-

Pre-Assembly Insertion Short Nuts

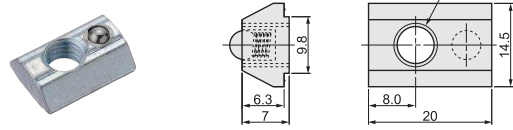
HNTJ8



Part Number	M	Material	Surface Treatment
HNTJ8	3 4 8	S10C Equivalent	Trivalent Chromate

Post-Assembly Insertion Spring Nuts

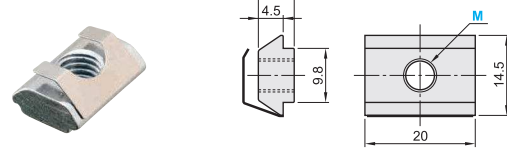
HNTP8



Part Number	M	Material			Surface Treatment
		Main Body	Ball	Spring	
HNTP8	3 4 5 6 8	S10C Equivalent	SUS304	SWP-A	Trivalent Chromate

Post-Assembly Insertion Nuts with Leaf Springs

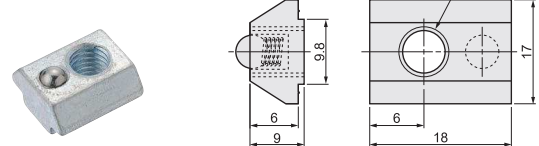
HNTAP8



Part Number	M	Material	Surface Treatment
HNTAP8	4 5 6 8	S10C Equivalent	Trivalent Chromate

Pre-Assembly Insertion Spring Nuts

HNTU8



Part Number	M	Material			Surface Treatment
		Main Body	Ball	Spring	
HNTU8	4 5 6 8	S10C Equivalent	SUS304	SWP-A	Trivalent Chromate

EX Example

• Hold Pre-Assembly Insertion Nuts temporarily in the extrusion.

• Nuts do not fall off.

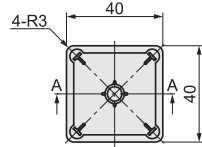
• Electrical conductivity between extrusions is achieved by combining HDW and HUZW.

Ordering Example: Part Number HNTT8 - M 8

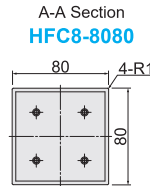
Extrusion End Caps



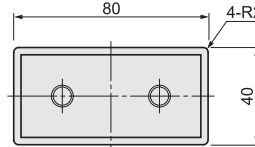
HFC8-4040



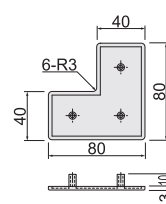
HFC8-8080



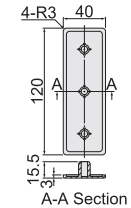
HFC8-4080



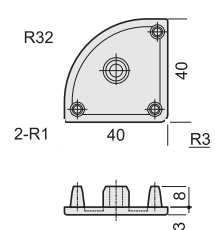
HFC8-808040



HFC8-40120



HFCR8-4040



Part Number	Color	Material
HFC8-4040	B (Black), S (Light Gray)	Polyamide
HFC8-4080		
HFC8-40120		
HFC8-8080		
HFC8-808040		
HFCR8-4040		

<Supplementary Information>

• Add-B (Black)/S (Light Gray) to the end of the part number to specify the color.
Example) HFC8-4040-B



Example



Ordering Example

Part Number - Color
HFC8-4040 - B

45,50 Series

ACCESSORIES FOR ALUMINUM FRAME BRACKETS/NUTS/EXTRUSION END CAPS

Aluminum Frames
P.1183

Brackets / Corners / Sheet Metals / Connectors
P.1215

Nuts / Bolts
P.1243

Decorative Accessories
P.1258

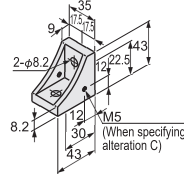
Panel Fasteners / Panels / Door Sliding Slot Accessories
P.1262

17
Aluminum Frames / Related Accessories

Brackets

Tabbed Reversal Brackets (For 1 Slot)

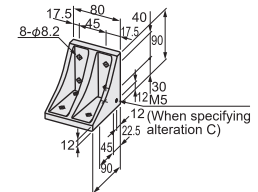
HBLFSN8-45 **HBLFSNB8-45**



Part Number	Material	Surface Treatment
HBLFSN8-45	ADC12	-
HBLFSNB8-45		Black Anodize

Tabbed Reversal Brackets (For 2 Slots) For Square 90

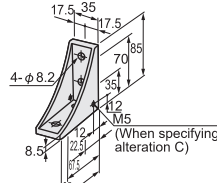
HBLFSDW8-90



Part Number	Material	Surface Treatment
HBLFSDW8-90	ADC12	-

Tabbed Reversal Brackets (For 1 Slot)

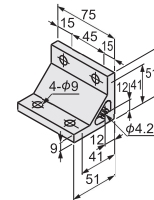
HBLFSSW8-45



Part Number	Material	Surface Treatment
HBLFSSW8-45	ADC12	-

Thick Brackets (For 2 Slots)

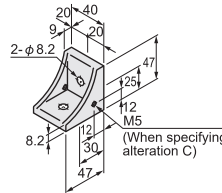
HBLTD8-45



Part Number	Material	Surface Treatment
HBLTD8-45	A6N01SS-T5	Clear Anodize

Tabbed Reversal Brackets (For 1 Slot)

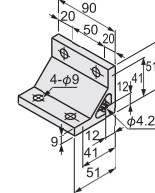
HBLFSN8-50



Part Number	Material	Surface Treatment
HBLFSN8-50	ADC12	-

Thick Brackets (For 2 Slots) For Square 100

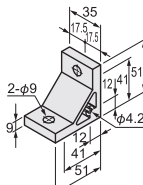
HBLTD8-100



Part Number	Material	Surface Treatment
HBLTD8-100	A6063S-T5	Clear Anodize

Thick Brackets (For 1 Slot)

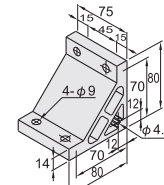
HBLTS8-45



Part Number	Material	Surface Treatment
HBLTS8-45	A6063S-T5	Clear Anodize

Ultra Thick Brackets (For 2 Slots)

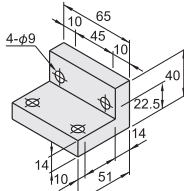
HBLUD8-45



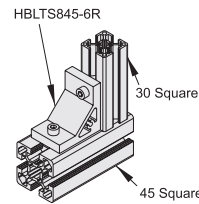
Part Number	Material	Surface Treatment
HBLUD8-45	A6N01SS-T5	Clear Anodize

Thin Brackets (For 4 Slots)

HBLSS8-45



Part Number	Material	Surface Treatment
HBLSS8-45	A6N01SS-T5	Clear Anodize



Ordering Example
Part Number
HBLFSSW8

MISUMI contact

Tel: 038-959200 or 1382
Email: cs@misumi.co.th

MISUMI WEB "Chat"



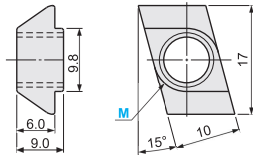
Install MISUMI APP



Nuts

Post-Assembly Insertion Nuts

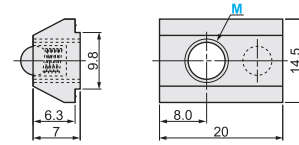
HNTF8



Part Number	M	Material	Surface Treatment
HNTF8	4 5 6 8	S10C Equivalent	Trivalent Chromate

Post-Assembly Insertion Stopper Nuts

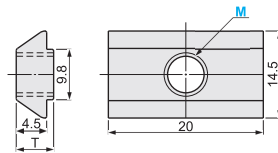
HNTP8



Part Number	M	Material			Surface Treatment
		Main Body	Ball	Spring	
HNTP8	3 4 5 6 8	S10C Equivalent	SUS304	SWP-A	Trivalent Chromate

Post-Assembly Insertion Stopper Nuts

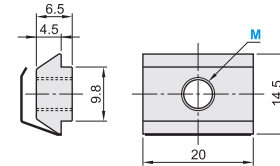
HNTA8



Part Number	M	Material	Surface Treatment
HNTA8	4 5 6 8	S10C Equivalent	Trivalent Chromate

Post-Assembly Insertion Nuts with Leaf Springs

HNTAP8

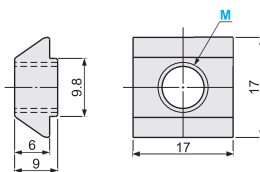


Part Number	M	Material	Surface Treatment
HNTAP8	4 5 6 8	S10C Equivalent	Trivalent Chromate

Pre-Assembly Insertion Nuts

HNTT8

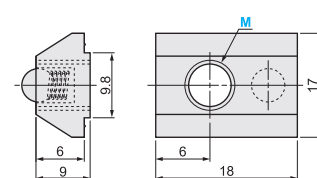
HNTTSN8



Part Number	M	Material	Surface Treatment
HNTT8	4 5 6 8	S10C Equivalent	Trivalent Chromate
HNTTSN8	4 5 6 8	SUS306 Equivalent	-

Pre-Assembly Insertion Spring Nuts

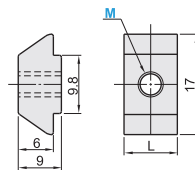
HNTU8



Part Number	M	Material			Surface Treatment
		Main Body	Ball	Spring	
HNTU8	4 5 6 8	S10C Equivalent	SUS304	SWP-A	Trivalent Chromate

Pre-Assembly Insertion Short Nuts

HNTJ8



Part Number	M	Material	Surface Treatment
HNTJ8	3 4 8	S10C Equivalent	Trivalent Chromate


EX Example

Post-Assembly Insertion Nuts

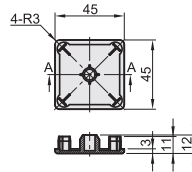
Pre-Assembly Insertion Nuts

Ordering Example: Part Number **HNTT8** - **M** **8**

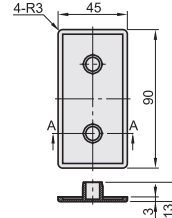
Extrusion End Caps



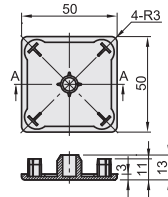
HFC8-4545



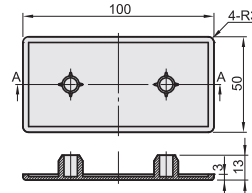
HFC8-4590



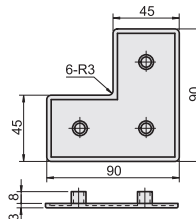
HFC8-5050



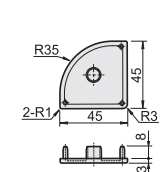
HFC8-50100



HFC8-909045



HFCR8-4545



Part Number	Color	Material
HFC8-4545	B (Black), S (Light Gray)	Polyamide
HFC8-4590		
HFC8-5050		
HFC8-50100		
HFC8-909045		
HFCR8-4545		

<Supplementary Information>

· Add -B (Black)/-S (Light Gray) to the end of the part number to specify the color.
Example) HFC5-2020-B



Part Number - Color
HFC8-4545 - B

Representative model: LBSBL8-4040

Save Up to **31%**
vs Standard Type

17

THB

Shipping from 1 day



Two-Sided Type One-Sided Type

Volume Discount

Quantity	1~69	70~119	120~
Discount	Unit Price	15%	30%

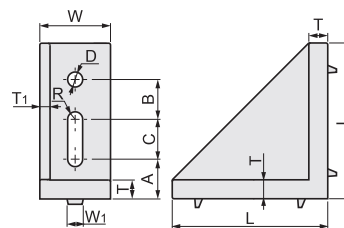
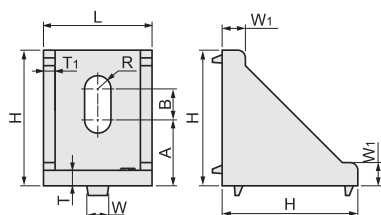


Shipping days may differ by Quantity.
Quantity of volume discount above is for representative Part No. It may differ by the Part.

Material	Surface Treatment
ADC12	Sandblasting

Two-Sided Type **6-2028 / 8-3030 / 8-4040 / 10-4545**

One-Sided Type **8-3060 / 8-4080 / 10-4590**



● Two-Sided Type

Part Number		Applicable Frame Size	L	W	W ₁	H	A	B	R	T	T ₁
① Type	② No.										
LBSBL	6-2028	2020	19.6	5.8	5.5	27.6	14.7	3.6	3.4	3.4	2.2
	8-3030	3030	27.5	5.2	6.6	35	13.5	10.4	3.5	4.6	3
	8-4040	4040	35	7.8	8.2	40	12.5	16	4.4	4.8	3.5
	10-4545	4545	42.3	9.8	8	42	14.8	13	4.8	6.5	4

● One-Sided Type

Part Number		Applicable Frame Size	L	W	W ₁	A	B	C	D	R	T	T ₁
① Type	② No.											
LBSBL	8-3060	3060	58	29.7	5.7	16.8	14.1	11.5	φ8.6	4.3	5.4	3.3
	8-4080	4080	77.8	38	7.8	24.5	18.5	15.5		4.3	7	3.3
	10-4590	4590	88	42	9.8	23.5	22.7	22.3	φ10.2	5.1	10.5	5.7



Please order after selecting part number and parameters according to the selection steps ① to ②.

Part Number (①Type · ②No.)
LBSBL8-4040



Alteration Ordering Example
Part Number (①Type · ②No.) - (C-SET)
LBSBL8-4040 - C

Mounting Hole Alteration for Cover can be machined and bolts LTTB (P.1251) and nuts LNCFM (P.1253) can be equipped.

How to search on website



By Type
Search on MISUMI official website
LBSBL

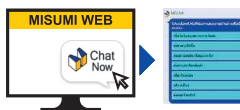
By Keyword
Step 1 ▶ Search on MISUMI official website
tabbed bracket

Step 2 ▶ Select MISUMI economy series brand
 MISUMI **MISUMI economy**

MISUMI contact

Tel: 038-959200 or 1382
Email: cs@misumi.co.th

MISUMI WEB "Chat"



Install MISUMI APP



Representative model: LBSB8-4040

Save Up to **30%** vs Standard Type

Shipping from **1 day**



18 THB

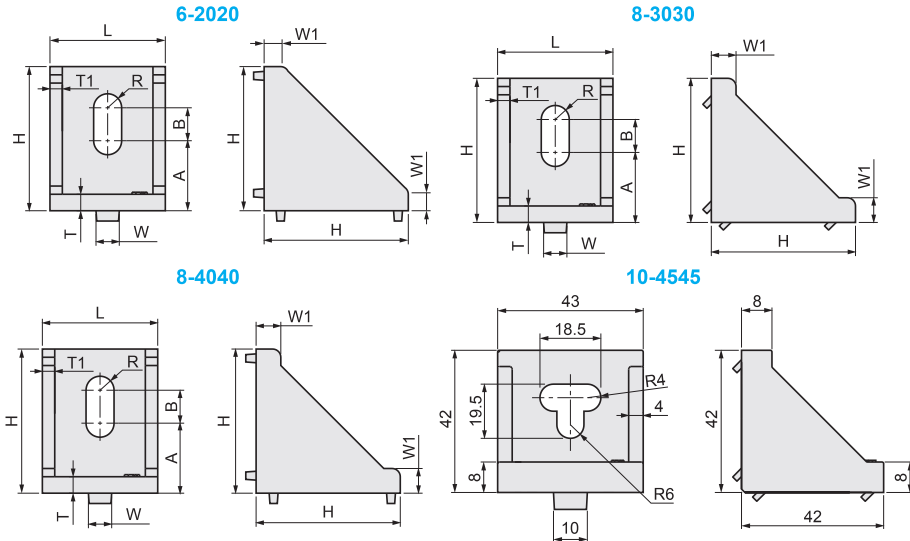
Volume Discount

Quantity	1~69	70~119	120~
Discount	Unit Price	15%	30%



Shipping days may differ by Quantity.
Quantity of volume discount above is for representative Part No. It may differ by the Part.

Material	Surface Treatment
ADC12	Sandblasting



Part Number	Type	No.	Applicable Frame Size	L	W	W1	H	A	B	R	T	T1
	8-3030	3030	28	6	7	35	13.5	8	3.5	4	3	
	8-4040	4040	35	7.8	7.5	40	12	15	4.8	5	4	
	10-4545	4545	Refer to the 45 series dimensional drawing									

* For more information on product specifications and dimensional drawings, please refer to the product catalog on the website

Ordering Example

Please order after selecting part number and parameters according to the selection steps 1 to 2.
Part Number (1Type · 2No.)
LBSB8-4040



Alteration



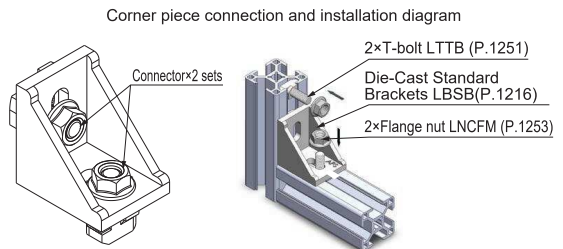
Part Number (1Type · 2No.) - (C-SET)
LBSB8-4040 - C



Example

Example of assembly between frames

Alterations	Code	Spec.
Mounting Hole Alteration for Panel	C	<p>Add Taps on a bracket for Panel mounting. 6-2020 8-3030 / 8-4040 / 10-4545</p> <p>M5 (When C alteration is specified)</p>
Applicable Screws & Nuts Set	SET	<p>Applicable Screws & Nuts for fixing the brackets provided. (Bracket+bolt+nut, added to the price of the bracket) When specifying SET, below steel screws and nuts will be supplied.</p> <ul style="list-style-type: none"> ■ T-Bolts LTTB (P.1251) ■ Flange Nuts LNCFM (P.1253) <p>☞ Cheese head screws LTCM5-8 (P.1257) and T-nuts LNTN6-20-5 (P.1245) are supplied for the 2020 specification.</p>




Representative model: LBSB8-2858

Save Up to **31%** vs Standard Type

25

THB

Shipping from **1 day**



One-Sided

Two-Sided

Volume Discount

Quantity	1~29	30~49	50~
Discount	Unit Price	15%	30%

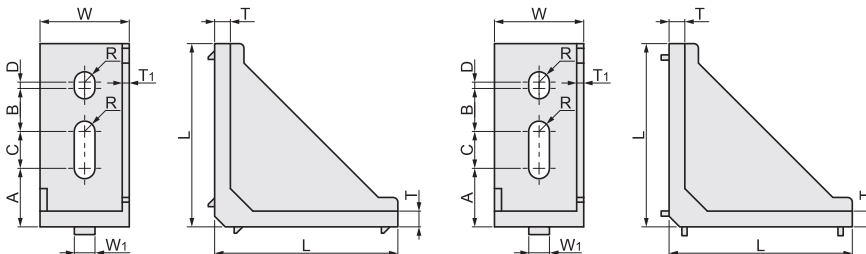


Shipping days may differ by Quantity.
Quantity of volume discount above is for representative Part No. It may differ by the Part.

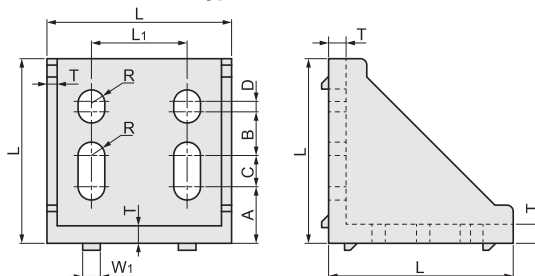
Material	Surface Treatment
ADC12	Sandblasting

One-Sided Type 8-2858 / 8-3680

One-Sided Type 10-4288



Two-sided type 8-6060 / 8-8080



Part Number	No.	Shape	Applicable Frame Size	L	L1	W	W1	A	B	C	D	R	T	T1
LBSB	8-2858	One-Sided Type	3060	58	-	29.5	5.5	17.25	14	11.5	1	4.25	5.5	3.5
	8-3680		4080	78	-	38	7.8	24.9	18.3	15.7	2.7	4.4	6.7	3
	10-4288		4590	88	-	42	9.8	23	22.5	22.5	φ10	5	10	5.8
	8-6060	Two-Sided Type	6060	58	30	-	5.6	17.8	14.4	9.8	2	4.2	5.5	3.2
	8-8080	8080	79	40	-	7.8	21.7	18.6	16.4	4.3	4.2	6.8	4.5	

* For more information on product specifications and dimensional drawings, please refer to the product catalog on the website

Ordering Example

Please order after selecting part number and parameters according to the selection steps 1 to 2.

Part Number (1Type · 2No.)

LBSB8-2858



Alteration

Ordering Example

Part Number (1Type · 2No.) - (C-SET)

LBSB8-2858 - C

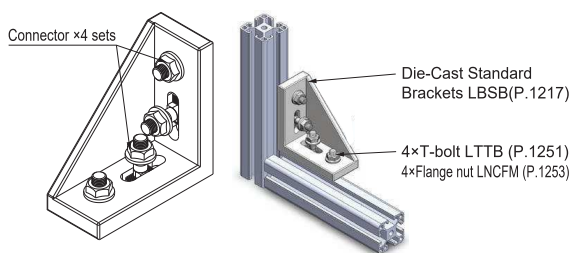
Refer to the Alteration option on the website. It can be drilled on the side and matched with commonly used bolts and nuts.



Example

Corner piece connection and installation diagram

Alterations	Code	Spec.
Mounting Hole Alteration for Panel	C	<p>Add Taps on a bracket for Panel mounting. 8-2858 / 8-3680 / 8-6060 / 8-8080 10-4288</p> <p>M5 (When C alteration is specified)</p>
Applicable Screws & Nuts Set	SET	<p>Applicable Screws & Nuts for fixing the brackets provided. (Bracket+bolt+nut, added to the price of the bracket) When specifying SET, below steel screws and nuts will be supplied. ■ T-Bolts LTTB (P.1251) ■ Flange Nuts LNCFM (P.1253)</p>



Representative model: LBSBK8-4040

Save Up to **53%**
vs Standard Type


Shipping
from
1 day

22


THB

Volume Discount

Quantity	1~69	70~119	120~
Discount	Unit Price	15%	30%

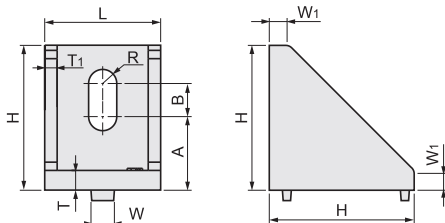
⚠ Shipping days may differ by Quantity.

⚠ Quantity of volume discount above is for representative Part No. It may differ by the Part.

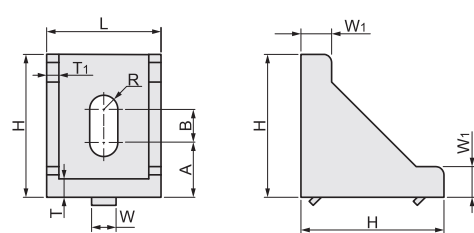


Material	Surface Treatment
ADC12	Sandblasting

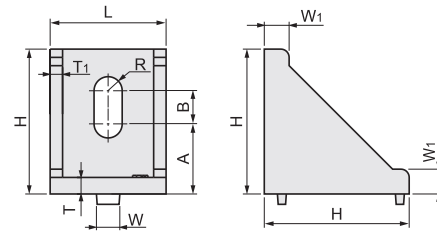
Two-Sided Type **6-2020**



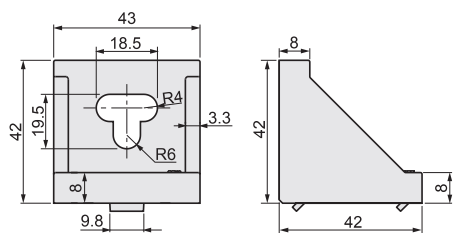
Two-Sided Type **8-3030**



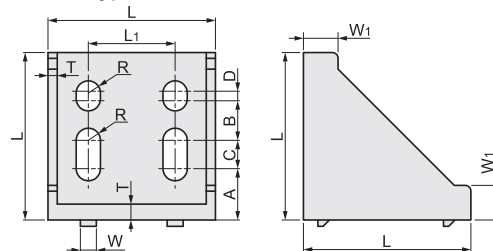
Two-Sided Type **8-4040**



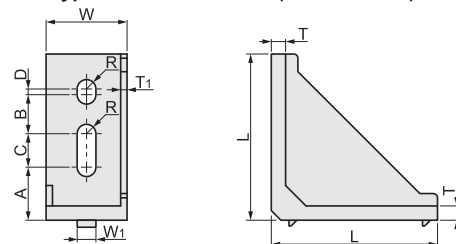
Two-Sided Type **10-4545**



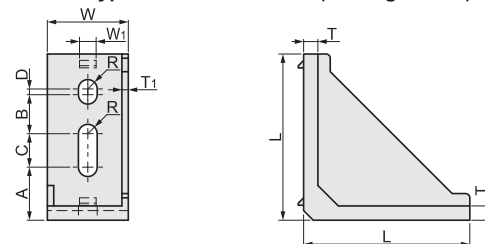
Two-Sided Type **8-6060**



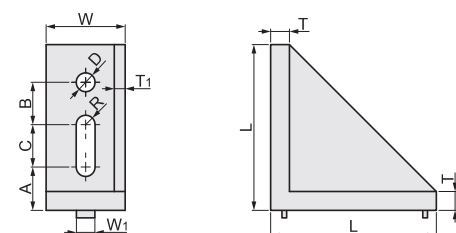
One-Sided Type **8-2858L / 8-3680L** (For Left Side)



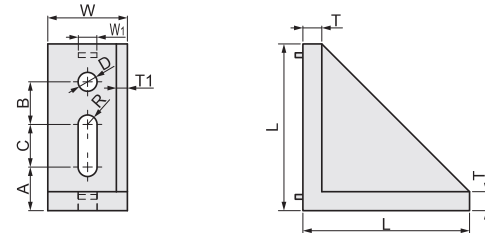
One-Sided Type **8-2858R / 8-3680R** (For Right Side)



One-Sided Type **10-4288L** (For Left Side)



One-Sided Type **10-4288R** (For Right Side)



●Two-Sided Type

Part Number		Applicable Frame Size	L	L ₁	W	W ₁	H	A	B	C	D	R	T	T ₁
①Type	②No.													
LBSBK	6-2020	2020	17	-	4.5	3	20	9	3			3.3	3	2
	8-3030	3030	28	-	6	7	35	13.5	8	-	-	3.5	4	3
	8-4040	4040	35	-	7.8	7.5	40	12	15			4.8	5	4
	10-4545	4545	Refer to Specification 4545 Dimensional Drawing											
	8-6060	6060	58	30	5.6	12	-	17.8	14.4	9.8	2	4.2	5.5	3.2

●One-Sided Type

Part Number		Applicable Frame Size	L	W	W ₁	A	B	C	D	R	T	T ₁
①Type	②No.											
LBSBK	8-2858L(R)	3060	58	29.5	5.5	17.25	14	11.5	1	4.25	5.5	3.5
	8-3680L(R)	4080	78	38	7.8	24.9	18.3	15.7	2.7	4.4	6.7	3
	10-4288L(R)	4590	88	42	9.8	23	22.5	22.5	φ10	5	10	5.8

* For more information on product specifications and dimensional drawings, please refer to the product catalog on the website

Ordering Example Please order after selecting part number and parameters according to the selection steps ① to ②.

Part Number (①Type · ②No.)
LBSBK8-4040

Alteration **Ordering Example** **Part Number (①Type · ②No.)** - (C-SET)
LBSBK8-4040 - C

Alterations	Code	Spec.
Mounting Hole Alteration for Panel	C	<p>Add Taps on a bracket for Panel mounting. 6-2020 8-3030 / 8-4040 / 10-4545 / 8-6060 / 8-2858L(R) / 8-3680L(R) 10-4288L(R)</p>
Applicable Screws & Nuts Set	SET	<p>Applicable Screws & Nuts for fixing the brackets provided. (Bracket+bolt+nut, added to the price of the bracket) When specifying SET, below steel screws and nuts will be supplied. ■ T-Bolts LTTB (P.1251) ☉ Cheese head screws LTCM5-8 (P.1257) and ■ Flange Nuts LNCFM (P.1253) T-nuts LNTN6-20-5 (P.1245) are supplied for the 2020 specification.</p>

How to search on website

By Type Search on MISUMI official website

By Keyword Step 1 Search on MISUMI official website Step 2 Select MISUMI economy series brand **MISUMI** **MISUMI economy**

MISUMI contact
Tel: 038-959200 or 1382
Email: cs@misumi.co.th

MISUMI WEB "Chat"

Install MISUMI APP

+ New Specs

Representative model: LBL5050-40

Save Up to **35%** vs Standard Type

48

THB

Shipping from **1 day**



Volume Discount

Quantity	1~29	30~49	50~
Discount	Unit Price	15%	30%



Shipping days may differ by Quantity.
Quantity of volume discount above is for representative Part No. It may differ by the Part.

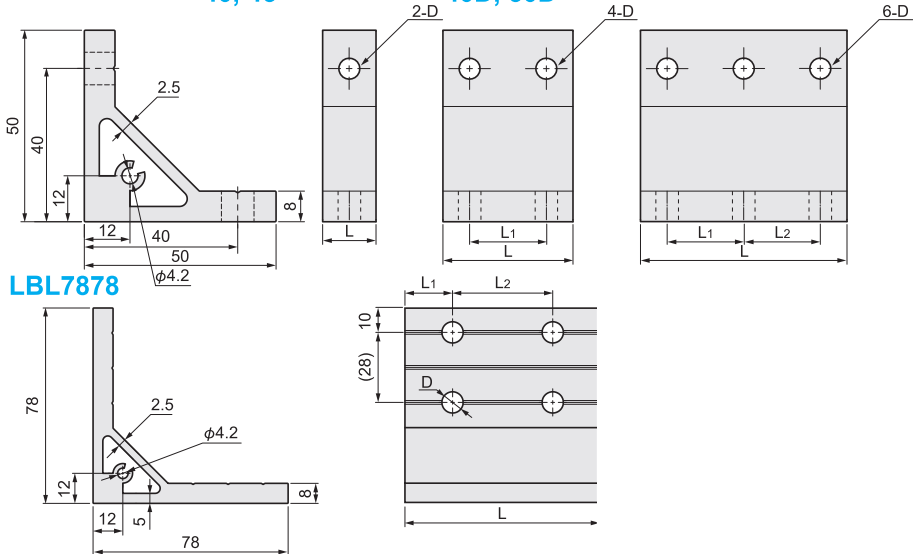
Material	Surface Treatment
6063-T5	Clear Anodize

LBL5050

20, 30, 30S, 40, 45

20D, 25D, 30D, 40D, 50D

20T



Part Number	Type	No.	Series	Applicable Frame Size	L	D	L1	L2	Mounting Hole for Cover	Applicable Screws & Nuts Set	
LBL	5050		20	2020	14	$\phi 5.5$	-	-	-	SET	
			20D	2040	34		20	-	SET		
			20T	2060	54		20	20	-		
			25D	2550	40		$\phi 6.5$	20	-	SET	
			30	3030	28	$\phi 8.5$	-	-	SET		
			30S	3030	20	$\phi 5.5$	-	-	-		
			30D	3060	50	$\phi 6.5$	30	-	C	SET	
			40	4040	38	$\phi 8.5$	-	-	C	-	
			40D	4080	70	$\phi 6.5$	40	-	C	SET	
			45	4545	43	$\phi 8.5$	-	-	-	-	
	50D	50100	90	50	-		-	-			
	7878			40	4040	30	$\phi 8.5$	-	-	-	SET
				60	6060	58		14	30	-	-
				40D	4080	70		15	40	-	-
				80	8080	78		19	40	-	-
				90	9090	88		21.5	45	-	-
				100	100100	98		24	50	-	-
				120	120120	118		19	80	-	-

Ordering Example

Please order after selecting part number and parameters according to the selection steps 1 to 3.

Part Number (1 Type · 2 No.) - (3 Series)
LBL5050 - 40



Alteration

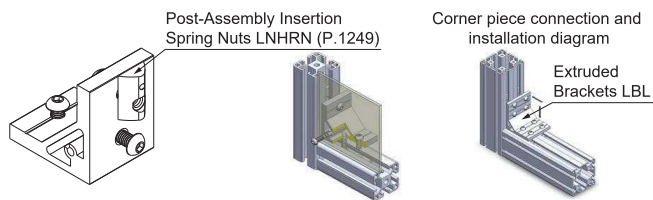
Ordering Example

Part Number (1 Type · 2 No.) - (C-SET)
LBL5050-40 - C



Example

Alterations	Code	Spec.
Tapped Mounting Hole Alteration for Panel	C	Machining M5 tapped hole at 12*12 position on the end face
Applicable Screws & Nuts Set	SET	Applicable Screws & Nuts for fixing the brackets provided.



How to search on website



By Type

Search on MISUMI official website

LBL

By Keyword

Step 1 Search on MISUMI official website

extruded bracket

Step 2 Select MISUMI economy series brand

MISUMI economy

New Products



Representative model: LBLSS2020-14

Save Up to **29%** vs Standard Type

15 THB

Shipping from **1 day**

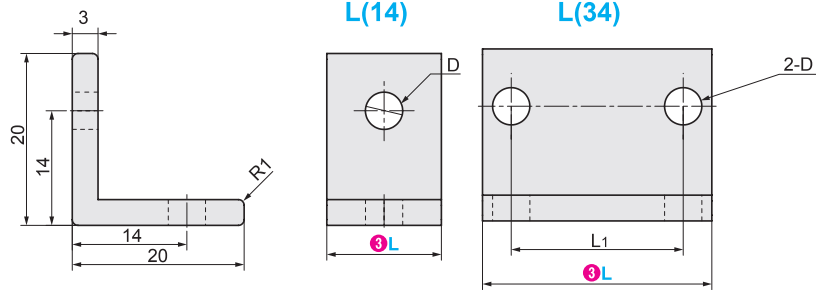
Volume Discount

Quantity	2~69	70~119	120~
Discount	Unit Price	15%	30%



Shipping days may differ by Quantity.
Quantity of volume discount above is for representative Part No. It may differ by the Part.

Material	Surface Treatment
6063-T5	Clear Anodize



Part Number		③L	Applicable Frame Size	L1	D
①Type	②No.				
LBLSS	2020	14	2020	-	φ5.5
		34	2040	20	

Ordering Example

Please order after selecting part number and parameters according to the selection steps ① to ③.

Part Number (①Type · ②No.) - ③L
LBLSS2020 - 14



Alteration

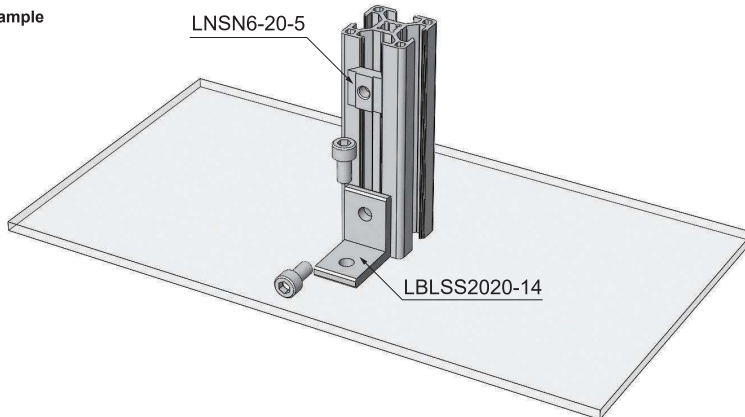
Ordering Example

Part Number (①Type · ②No.) - ③L - SET
LBLSS2020 - 14 - SET

Alteration item	Alteration code	Explanation of specifications
Applicable Screws & Nuts Set	SET	Applicable Screws LTCM5-8-50P & Nuts LNSN6-20-5-100P for fixing the brackets provided.



Example



How to search on website



By Type Search on MISUMI official website
LBLSS

By Keyword Step 1 Search on MISUMI official website
angled bracket

Step 2 Select MISUMI economy series brand

MISUMI **MISUMI economy**

MISUMI contact

Tel: 038-959200 or 1382
 Email: cs@misumi.co.th

MISUMI WEB "Chat"



Install MISUMI APP



New Products

Representative model: LBLSS3030-20

Save Up to **28%** vs Standard Type

Shipping from **1 day**

14 THB



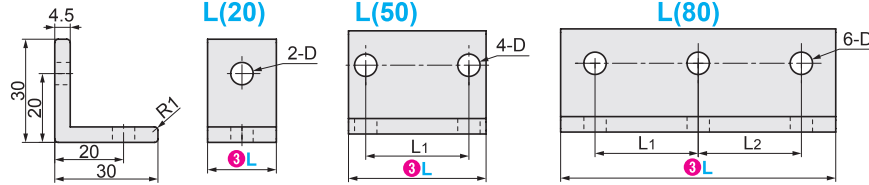
Volume Discount

Quantity	2~69	70~119	120~
Discount	Unit Price	15%	30%



Shipping days may differ by Quantity.
Quantity of volume discount above is for representative Part No. It may differ by the Part.

Material	Surface Treatment
6063-T5	Clear Anodize



Part Number		③L	Applicable Frame Size	L1	L2	D
①Type	②No.					
LBLSS	3030	20	3030	-	-	φ6.5
		50	3060	30	-	
		80	3090	30	30	

Ordering Example

Please order after selecting part number and parameters according to the selection steps ① to ③.

Part Number (①Type · ②No.) - ③L
LBLSS3030 - 20



Alteration

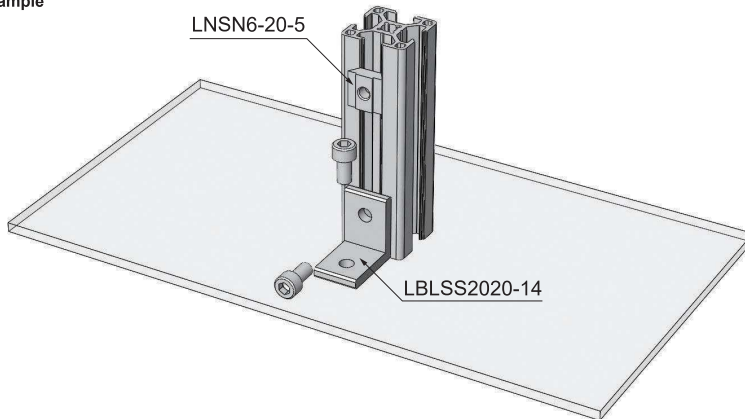
Ordering Example

Part Number (①Type · ②No.) - ③L - SET
LBLSS3030 - 20 - SET

Alteration item	Alteration code	Explanation of specifications
Applicable Screws & Nuts Set	SET	Applicable Screws M6×12 & Nuts LNSN8-30-6-100P for fixing the brackets provided.



Example



How to search on website



By Type

Search on MISUMI official website

LBLSS

By Keyword

Step 1 ▶ Search on MISUMI official website

angled bracket

Step 2 ▶ Select MISUMI economy series brand

MISUMI **MISUMI economy**

MISUMI contact

Tel: 038-959200 or 1382
 Email: cs@misumi.co.th

MISUMI WEB "Chat"



Install MISUMI APP



New Products



Representative model: LBLSS4545-30

Save Up to **31%** vs Standard Type

27

THB



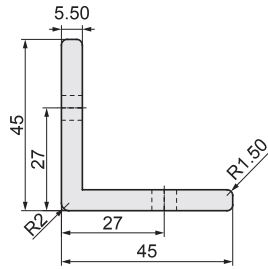
Volume Discount

Quantity	2~29	30~49	50~
Discount	Unit Price	15%	30%

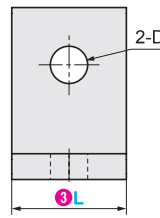


Shipping days may differ by Quantity.
Quantity of volume discount above is for representative Part No. It may differ by the Part.

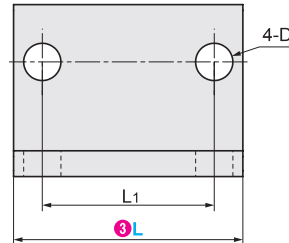
Material	Surface Treatment
6063-T5	Clear Anodize



L(30)



L(70)



Part Number		3L	Applicable Frame Size	L1	D
1 Type	2 No.				
LBLSS	4545	30	4040	-	φ8.5
		70	4080	40	

Ordering Example

Please order after selecting part number and parameters according to the selection steps 1 to 3.

Part Number (1 Type · 2 No.) - 3L
LBLSS4545 - 30



Alteration

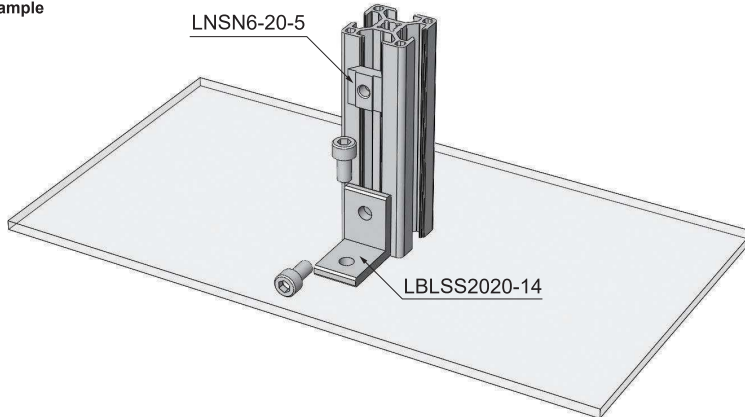
Ordering Example

Part Number (1 Type · 2 No.) - 3L - SET
LBLSS4545 - 30 - SET

Alteration item	Alteration code	Explanation of specifications
Applicable Screws & Nuts Set	SET	Applicable Screws M8×16 & Nuts LNSN8-40-8-100P for fixing the brackets provided.



Example



How to search on website



By Type Search on MISUMI official website
LBLSS

By Keyword Step 1 Search on MISUMI official website
angled bracket

Step 2 Select MISUMI economy series brand

MISUMI **MISUMI economy**

MISUMI contact

Tel: 038-959200 or 1382
 Email: cs@misumi.co.th

MISUMI WEB "Chat"



Install MISUMI APP



New Products

Representative model: LBLTS3535-30

Save Up to **29%** vs Standard Type

25

THB

Shipping from **1 day**



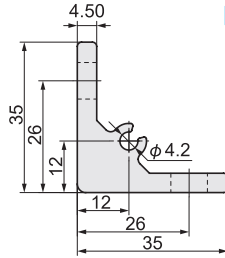
Volume Discount

Quantity	2~29	30~49	50~
Discount	Unit Price	15%	30%

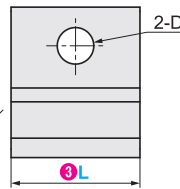


Shipping days may differ by Quantity.
Quantity of volume discount above is for representative Part No. It may differ by the Part.

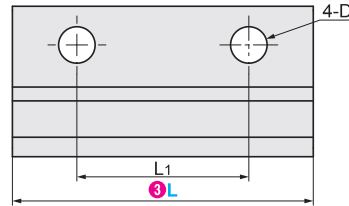
Material	Surface Treatment
6063-T5	Clear Anodize



L (14, 19, 20, 30)



L (34, 70)



Part Number		③L	Applicable Frame Size	L1	D	Mounting Hole for Panel	Applicable Screws & Nuts Set
①Type	②No.						
LBLTS	3535	14	2020	-	φ5.5	C	SET
		14-4	2020	-	φ4.2	-	-
		19	2020	-	φ5.5	-	SET
		34	2040	20	φ6.5	C	SET
		20	3030	-	φ6.5	C	-
		30	4040	-	φ8.5	-	-
		70	4080	40			

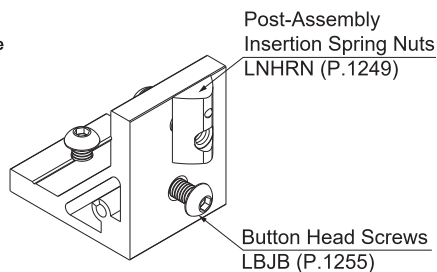
Please order after selecting part number and parameters according to the selection steps ① to ③.

Ordering Example: Part Number (①Type · ②No.) - ③L
LBLTS3535 - 30

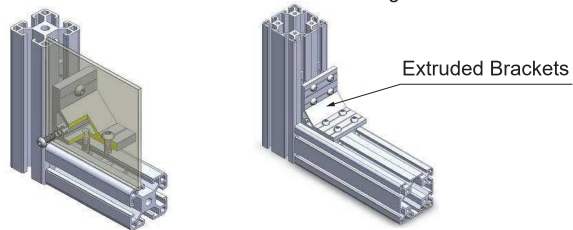
Alteration Ordering Example: Part Number (①Type · ②No.) - ③L - (C-SET)
LBLTS3535 - 30 - C

Alteration item	Alteration code	Explanation of specifications
Tapped Mounting Hole Alteration for Panel	C	Machining M5 tapped hole at 12*12 position on the end face
Applicable Screws & Nuts Set	SET	Applicable Screws M6×16 & Nuts LNSN8-30-6-100P for fixing the brackets provided.

EX Example



Corner piece connection and installation diagram



How to search on website



By Type: Search on MISUMI official website
Type: **LBLTS**

By Keyword: Step 1 Search on MISUMI official website
Keyword: **angled bracket**

Step 2 Select MISUMI economy series brand

MISUMI MISUMI economy

MISUMI contact

Tel: 038-959200 or 1382
Email: cs@misumi.co.th

MISUMI WEB "Chat"



Install MISUMI APP



Aluminum Frames
P.1183
Brackets / Corners / Sheet Metals / Connectors
P.1215
Nuts / Bolts
P.1243
Decorative Accessories
P.1258
Panel Fasteners / Panels / Door Sliding Slot Accessories
P.1262
17
Aluminum Frames / Related Accessories

New Products



Representative model: LBLTS5555-70

Save Up to **43%** vs Standard Type

91

THB

Shipping from **1 day**

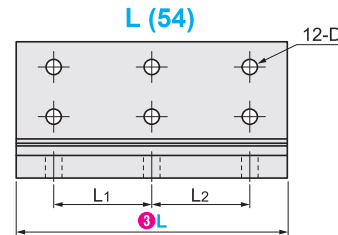
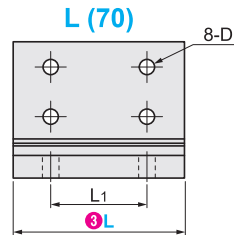
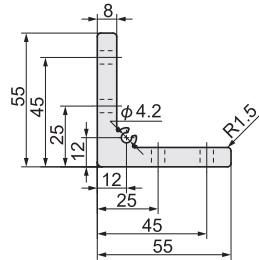
Volume Discount

Quantity	2~29	30~49	50~
Discount	Unit Price	15%	30%



Shipping days may differ by Quantity.
Quantity of volume discount above is for representative Part No. It may differ by the Part.

Material	Surface Treatment
6063-T5	Clear Anodize



Part Number		3L	Applicable Frame Size	L1	L2	D
1 Type	2 No.					
LBLTS	5555	54	2060	20		φ5.5
		70	4080	40	-	φ8.5

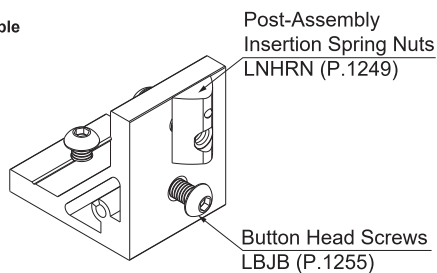
Ordering Example

Please order after selecting part number and parameters according to the selection steps 1 to 3.

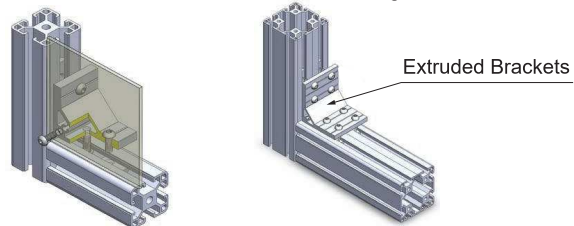
Part Number (1 Type · 2 No.) - 3L
LBLTS5555 - **70**



Example



Corner piece connection and installation diagram



How to search on website



By Type Search on MISUMI official website
LBLTS

By Keyword Step 1 Search on MISUMI official website
angled bracket

Step 2 Select MISUMI economy series brand



MISUMI contact

Tel: 038-959200 or 1382
 Email: cs@misumi.co.th

MISUMI WEB "Chat"



Install MISUMI APP



New Products

Representative model: LBLUS8080B-70

Save Up to **45%** vs Standard Type

Shipping from **1 day**

208 THB

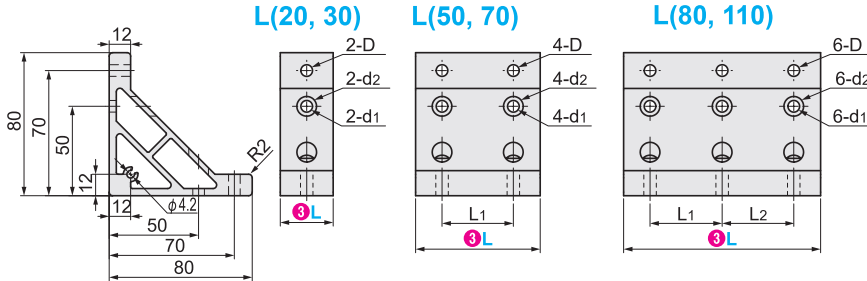
Volume Discount

Quantity	2~9	10~14	15~
Discount	Unit Price	15%	30%



Shipping days may differ by Quantity.
Quantity of volume discount above is for representative Part No. It may differ by the Part.

Material	Surface Treatment
6063-T5	Clear Anodize



Part Number		③ L	Applicable Frame Size	L1	L2	D(d1)	d2	Mounting Hole for Panel	Applicable Screws & Nuts Set	
① Type	② No.									
LBLUS	8080B	20	3030	-	-	φ6.5	φ11	-	-	
		50	3060	30				-	-	SET
		80	3090	30				-	-	-
		30	4040	-	-	φ8.5	φ14	C	-	
		70	4080	40				-	-	SET
		110	40120	40				-	-	C

Ordering Example

Please order after selecting part number and parameters according to the selection steps ① to ③.

Part Number (①Type · ②No.) - ③L
LBLUS8080B - 70



Alteration

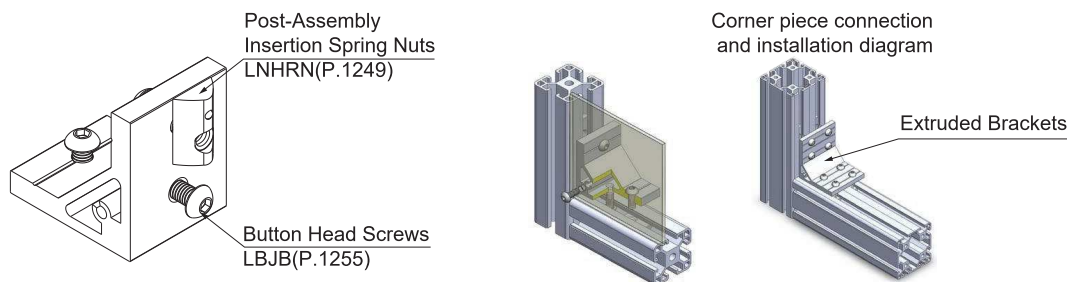
Ordering Example

Part Number (①Type · ②No.) - ③L - (C-SET)
LBLUS8080B - 30 - C

Alteration item	Alteration code	Explanation of specifications
Tapped Mounting Hole Alteration for Panel	C	Machining M5 tapped hole at 12*12 position on the end face
Applicable Screws & Nuts Set	SET	Applicable Screws LTCM6-20-50P & Nuts LNSN8-30-6-100P for fixing the brackets provided.



Example



How to search on website



By Type Search on MISUMI official website
LBLUS

By Keyword Step 1 Search on MISUMI official website
angled bracket

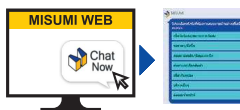
Step 2 Select MISUMI economy series brand

MISUMI

MISUMI contact

Tel: 038-959200 or 1382
 Email: cs@misumi.co.th

MISUMI WEB "Chat"



Install MISUMI APP



+ New Specs



Representative model: LBL8080-30

Save Up to **31%** vs Standard Type

43

THB

Shipping from 1 day

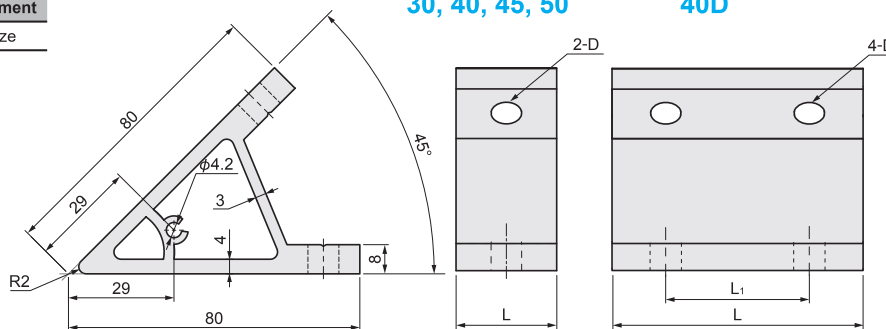
Volume Discount

Quantity	1~29	30~49	50~
Discount	Unit Price	15%	30%



Shipping days may differ by Quantity.
Quantity of volume discount above is for representative Part No. It may differ by the Part.

Material	Surface Treatment
6063-T5	Clear Anodize



Part Number		Series	Applicable Frame Size	L	L1	D
Type	No.					
LBL	8080	30	3030	28	-	φ8.5
		40	4040	38	-	
		40D	4080	70	40	
		45	4545	43	-	
		50	5050	48	-	

The supporting bolts and nuts need to be purchased separately.

Ordering Example

Please order after selecting part number and parameters according to the selection steps 1 to 3.

Part Number (1Type · 2No.) - 3Series
LBL8080 - 30



Alteration

Ordering Example

Part Number (1Type · 2No.) - (C-SET)
LBL8080-40D - C

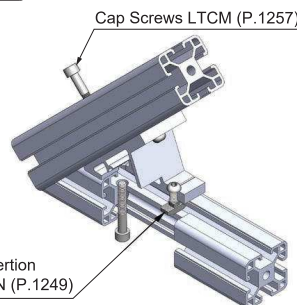


Example

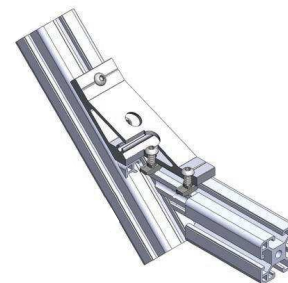
Alterations	Code	Spec.
Tapped Mounting Hole Alteration for Panel	C	Machining M5 tapped hole at 12*12 position on the end face
Applicable Screws & Nuts Set	SET	Applicable Screws & Nuts for fixing the brackets provided.

C alteration is available for LBL8080-40D only.
 SET alteration is available for LBL8080-30 only.

Post-Assembly Insertion Spring Nuts LNHRN (P.1249)



Corner piece connection and installation diagram



How to search on website



By Type Search on MISUMI official website
LBL

By Keyword Step 1 Search on MISUMI official website
angled bracket

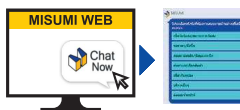
Step 2 Select MISUMI economy series brand

MiSUMI **MISUMI economy**

MISUMI contact

Tel: 038-959200 or 1382
 Email: cs@misumi.co.th

MISUMI WEB "Chat"



Install MISUMI APP



Aluminum Frames

P.1183

Brackets / Corners / Sheet Metals / Connectors
 P.1215

Nuts / Bolts

P.1243

Decorative Accessories

P.1258

Panel Fasteners / Panels / Door Sliding Slot Accessories

P.1262

17

Aluminum Frames / Related Accessories

+ New Specs

Representative model: LBL7070-40

Save Up to **35%** vs Standard Type

Shipping from **1 day**

87 THB

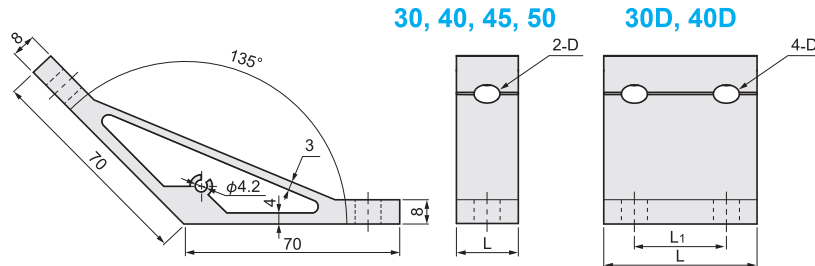
Volume Discount

Quantity	1~29	30~49	50~
Discount	Unit Price	15%	30%



Shipping days may differ by Quantity.
Quantity of volume discount above is for representative Part No. It may differ by the Part.

Material	Surface Treatment
6063-T5	Clear Anodize



30, 40, 45, 50 30D, 40D

Part Number		Series	Applicable Frame Size	L	L1	D
Type	No.					
LBL	7070	30	3030	28	-	φ8.5
		30D	3060	50	30	
		40	4040	38	-	
		40D	4080	70	40	
		45	4545	43	-	
		50	5050	48	-	

The supporting bolts and nuts need to be purchased separately.

Ordering Example

Please order after selecting part number and parameters according to the selection steps 1 to 3.

Part Number (1 Type · 2 No.) - (3 Series)
LBL7070 - 40



Alteration

Ordering Example

Part Number (1 Type · 2 No.) - (C-SET)
LBL7070-30 - C

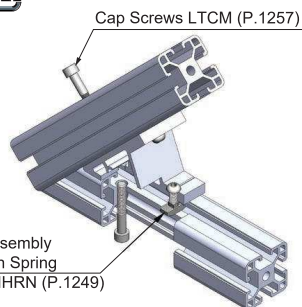


Example

Alterations	Code	Spec.
Tapped Mounting Hole Alteration for Panel	C	Machining M5 tapped hole at 12*12 position on the end face
Applicable Screws & Nuts Set	SET	Applicable Screws & Nuts for fixing the brackets provided.

Alterations are only available for LBL7070-30. Please consult with us about customization for other specifications.

Post-Assembly Insertion Spring Nuts LNHRN (P.1249)



Corner piece connection and installation diagram



How to search on website



By Type: Search on MISUMI official website
LBL

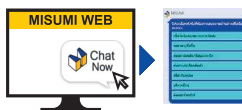
By Keyword: Step 1 Search on MISUMI official website
angled bracket

Step 2 Select MISUMI economy series brand
 MISUMI MISUMI economy

MISUMI contact

Tel: 038-959200 or 1382
Email: cs@misumi.co.th

MISUMI WEB "Chat"



Install MISUMI APP



Aluminum Frames
P.1183
Brackets / Corners / Sheet Metals / Connectors
P.1215
Nuts / Bolts
P.1243
Decorative Accessories
P.1258
Panel Fasteners / Panels / Door Sliding Slot Accessories
P.1262
17
Aluminum Frames / Related Accessories

+ New Specs



Representative model: LBIS6-20-5

Save Up to **88%** vs Standard Type

15 THB

Shipping from **1 day**

Volume Discount

Quantity	1~69	70~119	120~
Discount	Unit Price	15%	30%

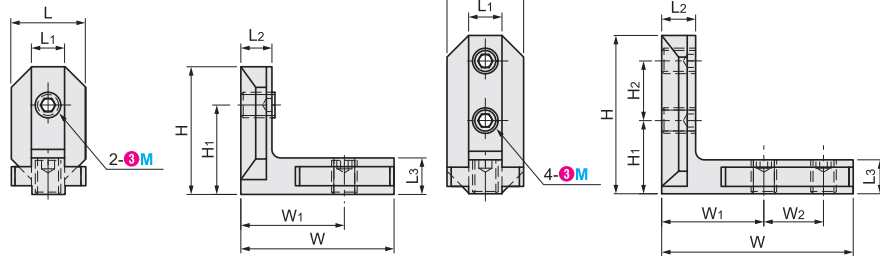


Shipping days may differ by Quantity.
Quantity of volume discount above is for representative Part No. It may differ by the Part.

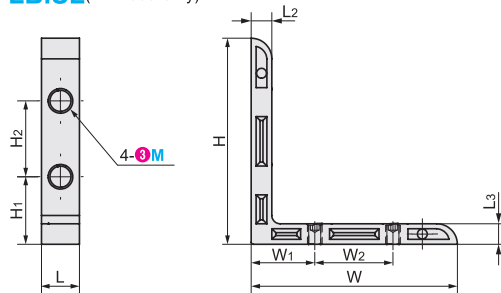
Material	Surface Treatment
Zinc Alloy	Nickel Plating

LBIS (Standard Type)

LBISL (Long Type)



LBISL (For 1530 Only)



① Type	② Applicable Slot / Frame Series	Types	Set Screw		L	L1	L2	L3	W	W1	W2	H	H1	H2
			③ M	Quantity										
LBIS	6-20	Standard Type	5	2	9.5	5.6	4.5	4.5	26	20	-	25	18	-
	8-30		6		14.2	7.5	7.1	7.1	35.5	25		30	21	
	8-40		8		17.5	7.8	7.3	8.6	36	24.3		31.4	22	
	10-45		8		18.8	9.8	8.6	8.5	37.8	24.8		31.4	22	
LBISL	1530	For 1530 Only	6	4	9.5	-	5	5	50	16.5	16.5	50	16.5	16.5
	8-40	Long Type	6	4	18	7.8	8	8	45	24	14	40	17.2	14
	10-45		8		18.3	9.6	9	9.3	49.8	20.5	15.1	44.8	21.5	15.1

Ordering Example

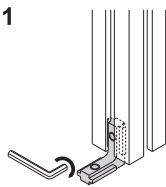
Please order after selecting part number and parameters according to the selection steps ① to ③.

Part Number (① Type · ② Applicable Slot / Frame Series) - ③ M
LBIS6-20 - **5**

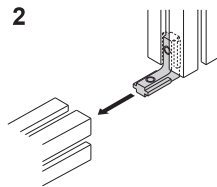


Example 1

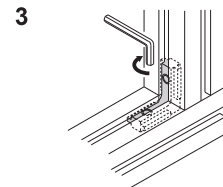
Corner groove connector installation diagram



Temporarily fix it in the slot at one end of the frame with an L-type wrench



Insert the corner groove into the frame at the other end



Adjust the position, and lock it with an L type wrench

How to search on website



By Type

Search on MISUMI official website

LBIS



By Keyword

Step 1 Search on MISUMI official website

blind bracket



Step 2 Select MISUMI economy series brand

MISUMI



Aluminum Frames

P.1183

Brackets / Corners / Sheet Metals / Connectors
P.1215

Nuts / Bolts

P.1243

Decorative Accessories

P.1258

Panel Fasteners / Panels / Door Sliding Slot Accessories

P.1262

17

Aluminum Frames / Related Accessories

Representative model: LBIE8-40-6

Save Up to **30%**
vs Standard Type

Shipping from **1 day**

95 THB

Volume Discount

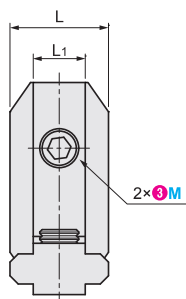
Quantity	1~29	30~49	50~
Discount	Unit Price	15%	30%



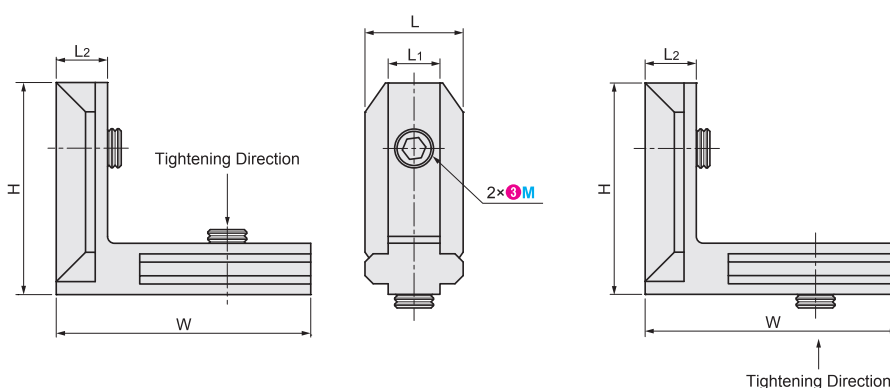
Shipping days may differ by Quantity.
Quantity of volume discount above is for representative Part No. It may differ by the Part.

Material	Surface Treatment
Carbon Steel	Zinc Plating

LBIL (L Type)



LBIE (E Type)



① Type	② Applicable Slot / Frame Series	Types	Set Screw		L	L1	L2	W	W1	H
			③ M	Quantity						
LBIE	8-30	E Type	6	2	14.4	7.6	7.5	37.2	25	31
	8-40				18.6	7.9	8.3	37.5	24.2	31.4
	10-45				18.4	9.7	7.7	37.8	25	31
LBIL	8-30	L Type	6	2	14.4	7.6	7.5	37.2	25	31
	8-40				18.6	7.9	8.3	37.5	24.2	31.4
	10-45				18.4	9.7	7.7	37.8	24.2	31

Ordering Example

Please order after selecting part number and parameters according to the selection steps ① to ③.

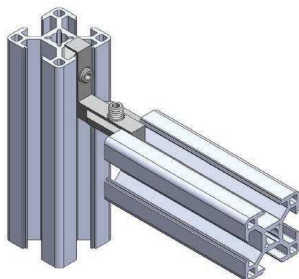
Part Number (① Type · ② Applicable Slot / Frame Series) - ③ M
LBIE8-40 - 6



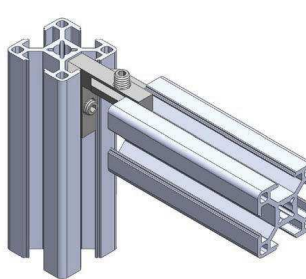
Example

Blind Bracket installation diagram

L Type



E Type



How to search on website



By Type Search on MISUMI official website
LBIE

By Keyword Step 1 Search on MISUMI official website
blind bracket

Step 2 Select MISUMI economy series brand

MISUMI MISUMI economy

MISUMI contact

Tel: 038-959200 or 1382
Email: cs@misumi.co.th

MISUMI WEB "Chat"



Install MISUMI APP



Aluminum Frames

P.1183

Brackets / Corners / Sheet Metals / Connectors

P.1215

Nuts / Bolts

P.1243

Decorative Accessories

P.1258

Panel Fasteners / Panels / Door Sliding Slot Accessories

P.1262

17

Aluminum Frames / Related Accessories

Turning Bracket For Aluminum Frames



Representative model: LBAB8-4040

Save Up to **45%** vs Standard Type

94

THB



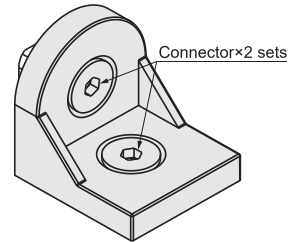
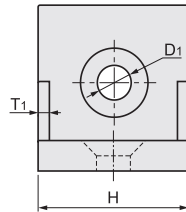
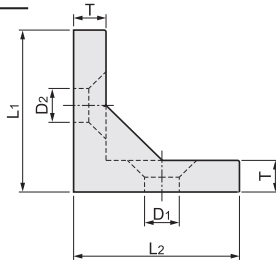
Volume Discount

Quantity	1~29	30~49	50~
Discount	Unit Price	15%	30%



Shipping days may differ by Quantity.
Quantity of volume discount above is for representative Part No. It may differ by the Part.

Material	Surface Treatment
ADC12	Sandblasting



Part Number		Applicable Frame Size	L1	L2	H	T	T1	D1	D2
Type	No.								
LBAB	8-3030	3030	30.6	30	30	7	3.3	7	
	8-4040	4040	35	36.3	30	7.8	2.7	8	9.4
	10-4545	4545	43	43	38	8.2	4	8.5	

Ordering Example

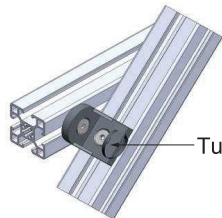
Please order after selecting part number and parameters according to the selection steps 1 to 2.

Part Number (1Type · 2No.)
LBAB8-4040



Example

Steering bracket for aluminum alloy frame



Turning Brackets LBAB

How to search on website



By Search on MISUMI official website
Type: **LBAB**

By Step 1 Search on MISUMI official website
Keyword: **turning bracket**

Step 2 Select MISUMI economy series brand



MISUMI contact

Tel: 038-959200 or 1382
Email: cs@misumi.co.th

MISUMI WEB "Chat"



Install MISUMI APP



+ New Specs

Representative model: LBCBR8-30

Save Up to **71%** vs Standard Type

64

THB

Shipping from **1 day**



Volume Discount

Quantity	1~29	30~49	50~
Discount	Unit Price	15%	30%

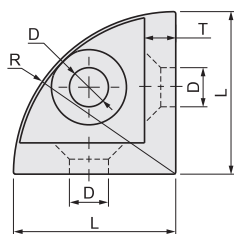


Shipping days may differ by Quantity.
Quantity of volume discount above is for representative Part No. It may differ by the Part.

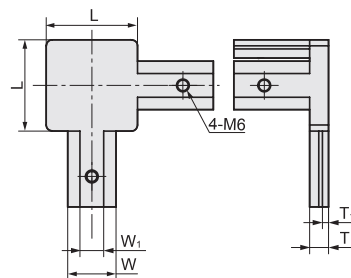
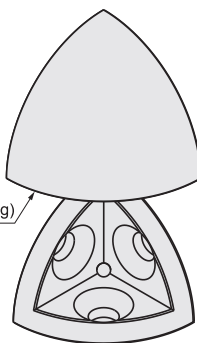
Material		
Bracket	End Cap	Flat Head Bolt
Aluminum Alloy	Nylon	Stainless Steel

LBCBR

LCBCT



Cover (Thickness Tg) (Nylon)



Part Number		Applicable Frame Size	L	D	R	T	Tg	Accessories	
1 Type	2 No.							Screw	Quantity
LBCBR	8-30	3030R	28	9	22.8	6.5	2	M8×20	3
	8-40	4040R	38		37.8				
	10-45	4545R	42	13	41.8	8.5			

Part Number		Applicable Frame Size	L	W	W1	T	T1	Accessories	
1 Type	2 No.							Screw	Quantity
LCBCT	8-30	3030	30	16	7.8	5.9	3.9	4 Set Screws	

Ordering Example

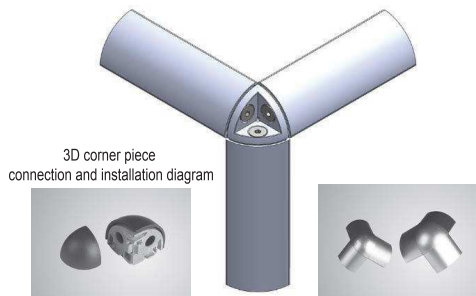
Please order after selecting part number and parameters according to the selection steps 1 to 2.

Part Number (1 Type · 2 No.)

LBCBR8-30



Example



How to search on website



By Type

Search on MISUMI official website

LBCBR

By Keyword

Step 1 Search on MISUMI official website

corner r bracket

Step 2 Select MISUMI economy series brand

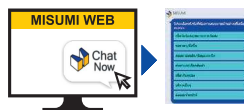
MISUMI



MISUMI contact

Tel: 038-959200 or 1382
Email: cs@misumi.co.th

MISUMI WEB "Chat"



Install MISUMI APP



+ New Specs



Representative model: GHPJ8-30

Save Up to **30%** vs Standard Type

196 THB

Shipping from **1 day**

Volume Discount

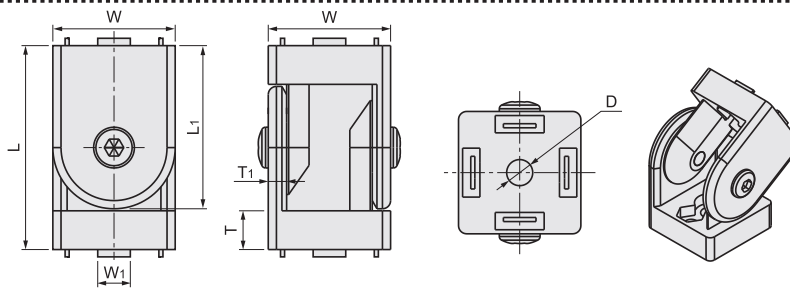
Quantity	1~3	4~5	6~
Discount	Unit Price	15%	30%



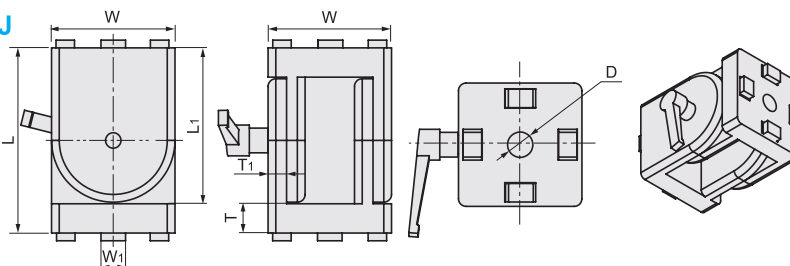
Shipping days may differ by Quantity.
Quantity of volume discount above is for representative Part No. It may differ by the Part.

Material	Zinc Aluminum Alloy
----------	---------------------

GHPJ



LGHPJ



Part Number Type	Part No.	Applicable Frame Size	L	L1	W	W1	D	T	T1	Specification
										GHPJ
	8-40	4040	56.5	43.5	39.6	8.2	φ8.5	7.6	5.5	Without Rod
	10-45	4545	64.6	52.5	44	10	φ12.4	9.5	6	With Rod

Part Number Type	Part No.	With Handle	Applicable Frame Size	L	L1	W	W1	D	T	T1	Accessories
											LGHPJ
	8-40	4040	56.5	49.9	39.9	8	8	9.5	6	4 pcs	
	10-45	4545	59.5	49.9	44.9	10	12	9.5	6	4 pcs	

Ordering Example

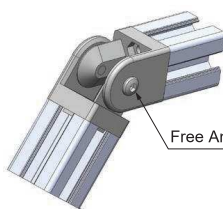
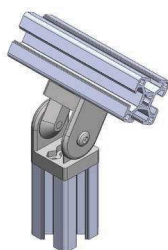
Part Number (Type · No.)

GHPJ8-30



Example

Free angle bracket for aluminum Frame



Free Angle Brackets GHPJ (P.1234)

How to search on website



By Type

Search on MISUMI official website

GHPJ



By Keyword

Step 1 Search on MISUMI official website

free angle bracket



Step 2 Select MISUMI economy series brand

MISUMI



Aluminum Frames

P.1183

Brackets / Corners / Sheet Metals / Connectors

P.1215

Nuts / Bolts

P.1243

Decorative Accessories

P.1258

Panel Fasteners / Panels / Door Sliding Slot Accessories

P.1262

17

Aluminum Frames / Related Accessories

+ New Specs

Representative model: LBJ6-20

Save Up to **82%** vs Standard Type

16

THB

Shipping from **1 day**



CAD 2D 3D

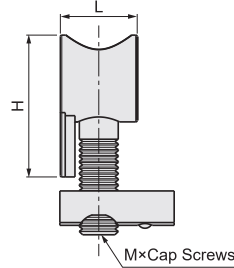
Shipping days may differ by Quantity.
Quantity of volume discount above is for representative Part No. It may differ by the Part.

Volume Discount

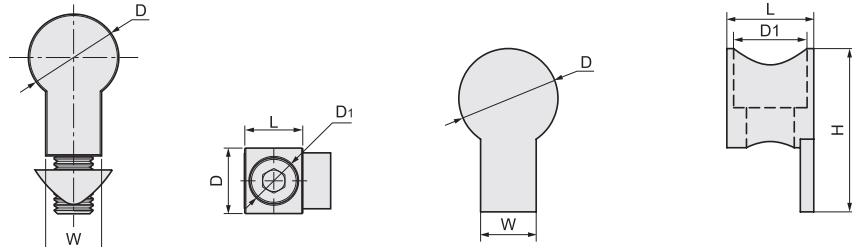
Quantity	1~69	70~119	120~
Discount	Unit Price	15%	30%

Parts	Color	Material	Surface Treatment
①Body of Double Joint Kit	Silver	Zinc Alloy	Nickel Plating
	Black	Zinc Alloy	Electro Plating (Black)
②Nut	Silver	Carbon Steel	Nickel Plating
③Bolt	Silver	Stainless Steel	-

LBJ



LBJD



Double Joint Kit assembly (with bolt and nut)

①Type	②Applicable Slot / Frame Series	③Color	Dimension					
			L	W	H	D	D1	Mx
LBJ	6-20	B (Black) Not specified (Silver)	8.5	4	17.5	φ10	φ7.2	M4-16
	8-30		12.2	7.8	22.9	φ13.9	φ10.3	M6-20
	8-40		15.4	7.7	28.4	φ18	φ13.3	M8-25
	10-45		15.6	9.8	32.2	φ19.6	φ13.2	M8-30

The default color is silver.

Double Joint Kit

①Type	②Applicable Slot / Frame Series	③Color	Dimension					
			L	W	H	D	D1	Mx
LBJD	6-20	H (Black) A (Silver)	8.5	4	17.5	φ10	φ7.2	M4-16
	8-30		12.2	7.8	22.9	φ13.9	φ10.3	M6-20
	8-40		15.4	7.7	28.4	φ18	φ13.3	M8-25
	10-45		15.6	9.8	32.2	φ19.6	φ13.2	M8-30

Ordering Example

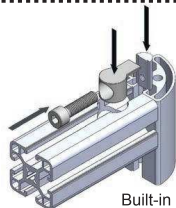
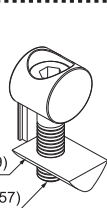
Please order after selecting part number and parameters according to the selection steps ① to ③.

Part Number (①Type · ②Applicable Slot / Frame Series) - ③Color
LBJ6-20
LBJ6-20 - **H**

ex Example

Post-Assembly Insertion Spring Nuts LNHRN (P.1249)

Mx Cap Screws LTCM (P.1257)



Built-in connector installation diagram

How to search on website



By Type

Search on MISUMI official website

LBJ

By Keyword

Step 1 ▶ Search on MISUMI official website

blind joint

Step 2 ▶ Select MISUMI economy series brand

MISUMI MISUMI economy

Representative model: LBC8-90

Save Up to **50%** vs Standard Type

Shipping from **1 day**

84 THB

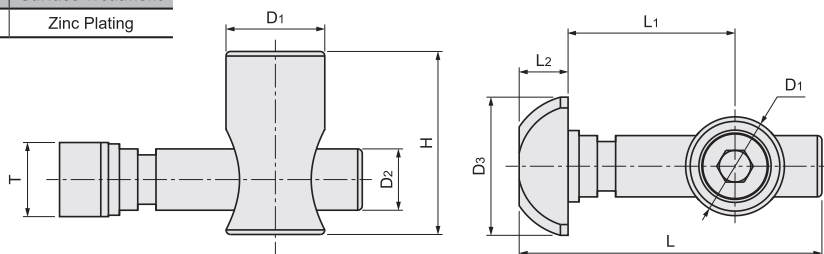
Volume Discount

Quantity	1~29	30~49	50~
Discount	Unit Price	15%	30%



Shipping days may differ by Quantity.
Quantity of volume discount above is for representative Part No. It may differ by the Part.

Material	Surface Treatment
Carbon Steel	Zinc Plating



Type	Part Number	Direction	Dimension							
			L	L1	L2	H	D1	D2	D3	T
LBC	8-90	90°	32.8	16.5	4.7	18.7	φ11	φ6.6	φ14.7	8
	8-180	180°								
	10-90	90°	46	26.5	6	28	φ17	φ9.7	φ19.5	9.8
	10-180	180°								

Ordering Example

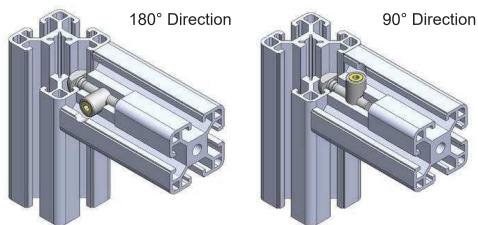
Please order after selecting part number and parameters according to the selection steps 1 to 2.

Part Number (1 Type · 2 Applicable Slot / Frame Series)

LBC8-90



Example



Connector installation diagram

How to search on website



By Type

Search on MISUMI official website

LBC



By Keyword

Step 1 Search on MISUMI official website

blind joint



Step 2 Select MISUMI economy series brand

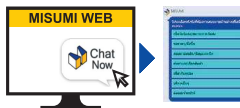
MISUMI



MISUMI contact

Tel: 038-959200 or 1382
Email: cs@misumi.co.th

MISUMI WEB "Chat"



Install MISUMI APP



Aluminum Frames

P.1183

Brackets / Corners / Sheet Metals / Connectors P.1215

Nuts / Bolts

P.1243

Decorative Accessories

P.1258

Panel Fasteners / Panels / Door Sliding Slot Accessories

P.1262

17

Aluminum Frames / Related Accessories

Inclined Anchors For Aluminum Frames

New Products

Representative model: LCDA8-4040-W

Save Up to **66%** vs Standard Type

302 THB

Shipping from **1 day**

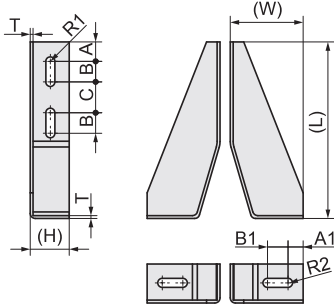


Volume Discount

Quantity	1~3	4~5	6~
Discount	Unit Price	15%	30%



Shipping days may differ by Quantity.
Quantity of volume discount above is for representative Part No. It may differ by the Part.



Material: Carbon Steel
Surface Treatment: Baked Paint

Ordering Example

Please order after selecting part number and parameters according to the selection steps ① to ④.
Part Number (①Type · ②Slot Width) - ③Applicable Frame - ④Color
LCDA8 - 4040 - W

Part Number	③ Applicable Frame	④ Color	(L)	(W)	(H)	T	
① Type LCDA	② Slot Width 8	③ 3030	W (White)	172	71	38	2.8
		③ 4040	B (Black)	188	100	40	2.6

③ Applicable Frame	A	B	C	A1	B1	R1	R2
③ 3030	19	20	30	14.75	20	4.4	4.4
③ 4040	16.9	9	29	15	14	4.4	5.3



By Type Search on MISUMI official website
LCDA

By Keyword Step 1 ▶ Search on MISUMI official website Step 2 ▶ Select MISUMI economy series brand
anchor

MISUMI MISUMI economy

Anchors For Aluminum Frames

Representative model: GFFB8-50100-L

Save Up to **41%** vs Standard Type

429 THB

Shipping from **1 day**

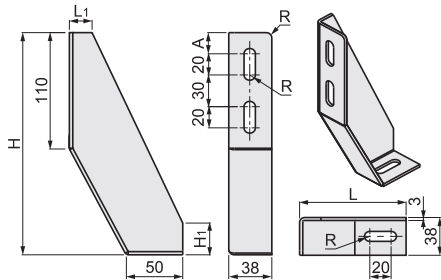


Volume Discount

Quantity	1~3	4~5	6~
Discount	Unit Price	15%	30%



Shipping days may differ by Quantity.
Quantity of volume discount above is for representative Part No. It may differ by the Part.



Material: Carbon Steel
Surface Treatment: Zinc Plating

Ordering Example

Please order after selecting part number and parameters according to the selection steps ① to ③.
Part Number (①Type · ②No.) - ③ Mounting Direction
GFFB8-50100 - L

Part Number	③ Mounting Direction	Applicable Frame Size	L	L1	Height H	H1	A	R
① Type GFFB	② No. 8-50100	L	30 / 40	80	15	170	25	20
		R						
	② No. 10-90210	L	40 / 50 / 60	100	20	210	30	
		R						



By Type Search on MISUMI official website
GFFB

By Keyword Step 1 ▶ Search on MISUMI official website Step 2 ▶ Select MISUMI economy series brand
anchor

MISUMI MISUMI economy

Aluminum Frames
P.1183
Brackets / Corners / Sheet Metals / Connectors
P.1215
Nuts / Bolts
P.1243
Decorative Accessories
P.1258
Panel Fasteners / Panels / Door Sliding Slot-Accessories
P.1262
17
Aluminum Frames / Related Accessories



Representative model: LPOPC-L

Save Up to **30%** vs Standard Type

114 THB

Shipping from **1 day**

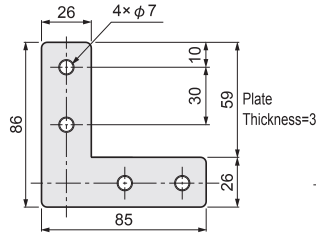
Volume Discount

Quantity	1~9	10~14	15~
Discount	Unit Price	15%	30%

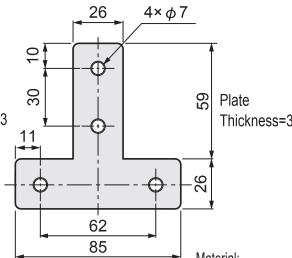


Shipping days may differ by Quantity.
Quantity of volume discount above is for representative Part No. It may differ by the Part.

Shape: L



Shape: T



Material: Carbon Steel
Surface Treatment: Chromate Plating

* For more information on product specifications and dimensional drawings, please refer to the product catalog on the website

①Type	②Shape	Applicable accessories			
		Screw	Quantity	Nut	Quantity
LPOPC	L T	M6	4	M6	4

Ordering Example

Please order after selecting part number and parameters according to the selection steps ① to ②.

①Type: LPOPC - ②Shape: L



Representative model: LPFPC40

Save Up to **30%** vs Standard Type

200 THB

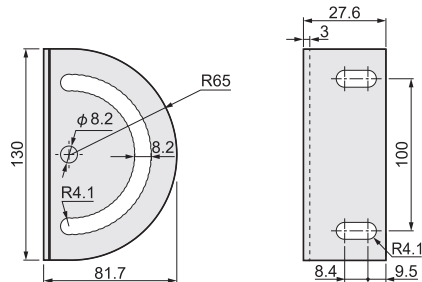
Shipping from **1 day**

Volume Discount

Quantity	1~9	10~14	15~
Discount	Unit Price	15%	30%



Shipping days may differ by Quantity.
Quantity of volume discount above is for representative Part No. It may differ by the Part.



Material: Carbon Steel
Surface Treatment: Painting

Ordering Example

Part Number (Type)
LPFPC40

How to search on website



By Type: Search on MISUMI official website
LPFPC40

By Keyword: Step 1 Search on MISUMI official website
angle sheet metal

Step 2 Select MISUMI economy series brand
 MISUMI MISUMI economy

MISUMI contact

Tel: 038-959200 or 1382
Email: cs@misumi.co.th

MISUMI WEB "Chat"



Install MISUMI APP



New Products

Representative model: LCBLTBA10-45

Save Up to **69%** vs Standard Type

113 THB

Shipping from **1 day**

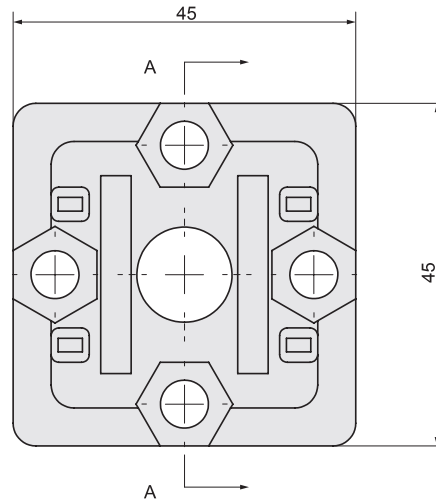
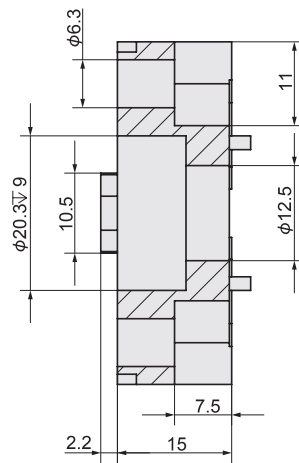
Volume Discount

Quantity	10~29	30~49	50~
Discount	Unit Price	15%	30%



Shipping days may differ by Quantity.
Quantity of volume discount above is for representative Part No. It may differ by the Part.

Material	Surface Treatment
Zinc Alloy	Spray-Painted



A-A Sectional View

Part Number		Slot Width
① Type	② Applicable Frame Size	
LCBLTBA	10-45	10

Please order after selecting part number and parameters according to the selection steps ① to ②.

Ordering Example
Part Number (① Type · ② Applicable Frame Size)
LCBLTBA10-45




Alteration

Alteration item	Alteration code	Explanation of specifications
Applicable Screws & Nuts Set	SET	If SET is specified, Applicable Screws & Nuts for fixing the end square connectors provided. Screws: LBJB10-12-30 1pcs LTCM6-20 4pcs Nuts: LNHRN10-45-6 4pcs



Example



How to search on website



By Type Search on MISUMI official website
LCBLTBA

By Keyword Step 1 Search on MISUMI official website
end face connector

Step 2 Select MISUMI economy series brand

MiSUMI

MISUMI contact

Tel: 038-959200 or 1382
Email: cs@misumi.co.th

MISUMI WEB "Chat"




Install MISUMI APP



New Products

Representative model: LCFFS8-40-12



63

THB

Shipping from **1 day**

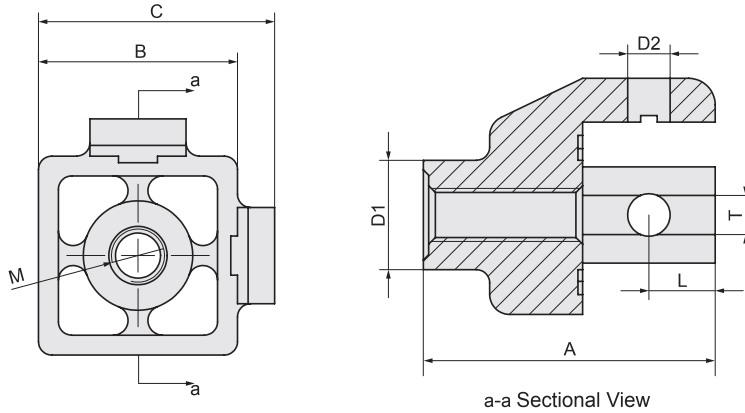
Volume Discount

Quantity	8~29	30~49	50~
Discount	Unit Price	15%	30%



Shipping days may differ by Quantity.
Quantity of volume discount above is for representative Part No. It may differ by the Part.

Material	Surface Treatment
Aluminum Alloy	Spray-Painted




Part Number		③ Applicable Frame	④ M	A	B	C	D1	D2	L	T
① Type	② Slot Width									
LCFFS	8	30	8	44	30	35.6	16.5	6.4	10	5.9
			10							
			12							
		40	8	45	40	48	17	8.5	10	8
			10							
			12							

Please order after selecting part number and parameters according to the selection steps ① to ④.

Ordering Example: **Part Number (① Type · ② Slot Width)** - **③ Applicable Frame** - **④ M**
 LCFFS8 - 40 - 12



Alteration item	Alteration code	Explanation of specifications
Applicable Screws & Nuts Set	SET	If SET is specified, Applicable Screws & Nuts for fixing the leveling foot mounting brackets provided. Example: LCFFS8-30-12 Applicable Screws: LBJB6-6-12 2pcs Nuts: LNTRNM8-30-6 2pcs



How to search on website

By Type: Search on MISUMI official website

By Keyword: Step 1 Search on MISUMI official website Step 2 Select MISUMI economy series brand

MiSUMI

MISUMI contact

Tel: 038-959200 or 1382
Email: cs@misumi.co.th

MISUMI WEB "Chat"

Install MISUMI APP

Aluminum Frames P.1183
 Brackets / Corners / Sheet Metals / Connectors P.1215
 Nuts / Bolts P.1243
 Decorative Accessories P.1258
 Panel Fasteners / Panels / Door Sliding Slot Accessories P.1262
17 Aluminum Frames / Related Accessories

New Products

Representative model: LCBCD10-45-2

Save Up to **43%** vs Standard Type

183 THB

Shipping from **1 day**



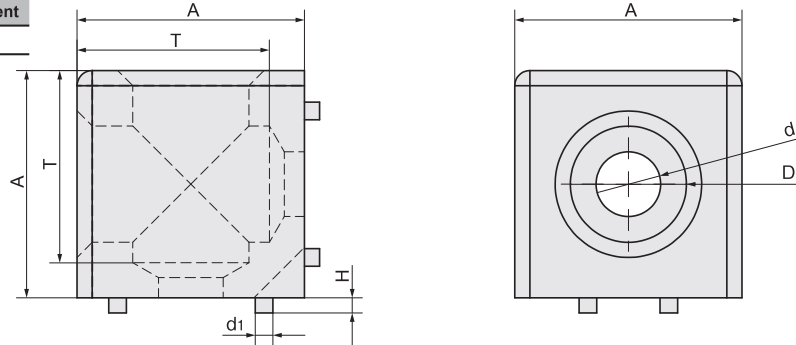
Volume Discount

Quantity	10~14	15~
Discount	Unit Price	15%



Shipping days may differ by Quantity.
Quantity of volume discount above is for representative Part No. It may differ by the Part.

Material	Surface Treatment
Aluminum Alloy	Spray-Painted



Part Number		Number of Connection Frames	A	T	D	d	H	d1	Alteration Accessories (-SET)
Type	Applicable Frame Size								
LCBCD	10-45	2	45	38	φ23	φ12.8	3	φ3.5	M12*2
		3							M12*3

Ordering Example

Please order after selecting part number and parameters according to the selection steps 1 to 3.

Part Number (1 Type · 2 Applicable Frame Size) - (3 Number of Connection Frames)
LCBCD10-45 - 2

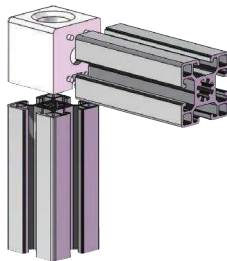


Alteration

Alteration item	Alteration code	Explanation of specifications
Applicable Screws	SET	If SET is specified, Applicable Screws for fixing the block brackets provided.



Example



How to search on website



By Type: Search on MISUMI official website

By Keyword: Step 1 Search on MISUMI official website

Step 2 Select MISUMI economy series brand

MISUMI MISUMI economy

MISUMI contact

Tel: 038-959200 or 1382
 Email: cs@misumi.co.th

MISUMI WEB "Chat"



Install MISUMI APP



Aluminum Frames
 P.1183
 Brackets / Corners / Sheet Metals / Connectors
 P.1215
 Nuts / Bolts
 P.1243
 Decorative Accessories
 P.1258
 Panel Fasteners / Panels / Door Sliding Slot Accessories
 P.1262
 17
 Aluminum Frames / Related Accessories

Representative model: GFEL3060-10

Save Up to **53%**
vs Standard Type

Shipping
from
1 day



186 THB

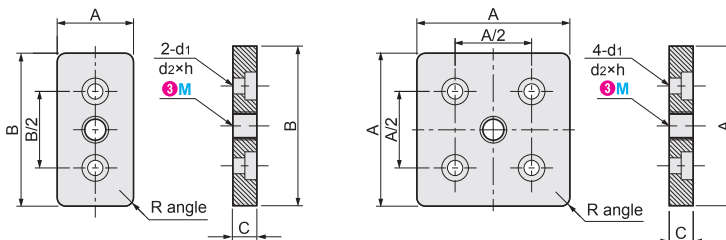
Volume Discount

Quantity	1~9	10~14	15~
Discount	Unit Price	15%	30%



Shipping days may differ by Quantity.
Quantity of volume discount above is for representative Part No. It may differ by the Part.

Material	Surface Treatment
Aluminum Alloy	None



Two bolts for connecting the end face connection plate with the frame shall be provided separately.

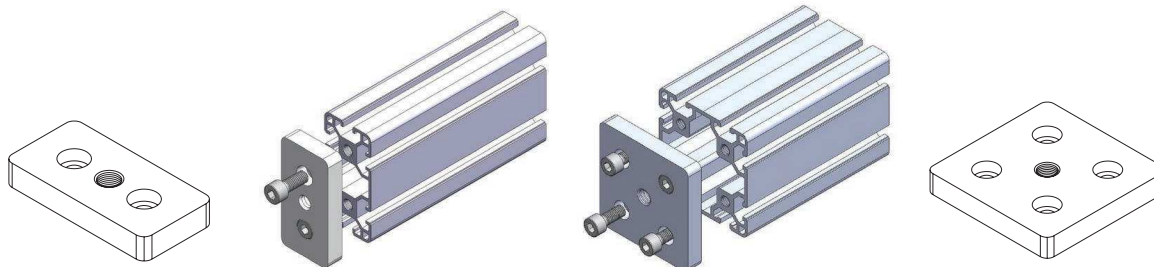
Type	Part Number	Applicable Frame Size	Adjusting Bolts M	A	B	C	M	d1	d2	h	Applicable Screw			
											Screw	Quantity		
GFEL	3060	6060	10	30	60	12.3	10	8.7	12.9	7	8-25	2		
	6060			-	-	13.1			8	4				
	4080	8080	12	40	80	12.1	12	8.9	14	8.3	12-30	2		
	4590			45	90	15			13	20		10	8-30	4
	8080			80	-	12.1			9	14		8.3	4	
	9090	50100	16	90	100	15	16	13	20	10	12-30	2		
	50100			50								20	2	
	100100			100								20	20	4

Ordering Example

Please order after selecting part number and parameters according to the selection steps 1 to 3.

Part Number (Type · Applicable Frame Size) - Adjusting Bolts (M)
GFEL3060 - 10

Example



Two bolts for connecting mounting plate with the frame shall be provided separately

Mounting Block Installation Diagram

Mounting Block Installation Diagram

Four bolts for connecting mounting plate with the frame shall be provided separately

How to search on website



By Type

Search on MISUMI official website

GFEL



By Keyword

Step 1 Search on MISUMI official website

mounting plate



Step 2 Select MISUMI economy series brand

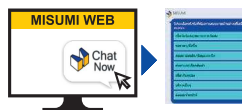
MiSUMI



MISUMI contact

Tel: 038-959200 or 1382
Email: cs@misumi.co.th

MISUMI WEB "Chat"



Install MISUMI APP



Aluminum Frames

P.1183

Brackets / Corners / Sheet Metals / Connectors P.1215

Nuts / Bolts

P.1243

Decorative Accessories

P.1258

Panel Fasteners / Panels / Door Sliding Slot Accessories

P.1262

17

Aluminum Frames / Related Accessories

Representative model: LNSN8-30-6-100P

Save Up to **71%**
vs Standard Type

Shipping
from
1 day

302 THB



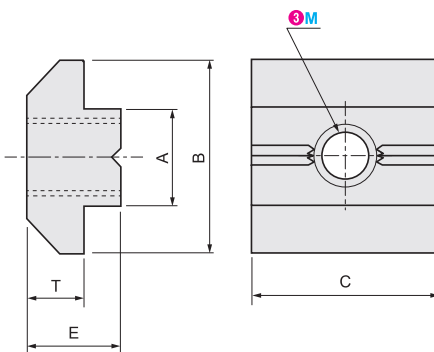
Volume Discount

Quantity	1~3	4~5	6~
Discount	Unit Price	15%	30%



Shipping days may differ by Quantity.
 Quantity of volume discount above is for representative Part No. It may differ by the Part.

Material	Surface Treatment
Carbon Steel	Nickel Plating



Part Number		Nominal Thread ^③ M	^④ QTY per Package	A	B	C	E	T
^① Type	^② Applicable Slot							
LNSN	6-20	3	100P (100 pcs/pack)	6	9.5	10	4.5	3.5
		4						
		5						
		6						
	8-30	4		8	16	16	6	4.5
		5						
		6						
		8						
	8-40	4		10	19.5	19.5	9.5	6.5
		5						
		6						
		8						
	10-45	4		12	24	24	12	7.5
		5						
		6						
		8						
		10						

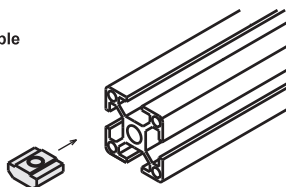
Ordering Example

Please order after selecting part number and parameters according to the selection steps ^① to ^④.

Part Number (^①Type · ^②Applicable Slot) - Nominal Thread (^③M) - ^④QTY per Package
LNSN8-30 - **6** - **100P**



Example



How to search on website



By Type

Search on MISUMI official website

LNSN



By Keyword

Step 1 ▶ Search on MISUMI official website

standard nut



Step 2 ▶ Select MISUMI economy series brand

MiSUMI



MISUMI contact

Tel: 038-959200 or 1382
Email: cs@misumi.co.th

MISUMI WEB "Chat"



Install MISUMI APP



New Products



Representative model: SLNSN8-30-6-100P

Save Up to **47%** vs Standard Type

1,358 THB

Shipping from **1 day**

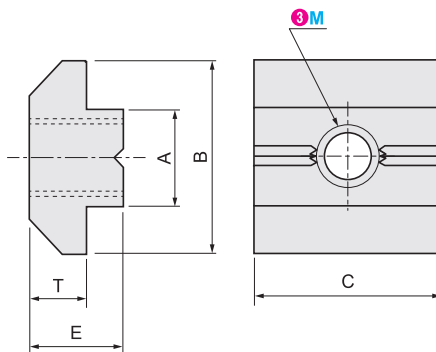
Volume Discount

Quantity	1~3	4~5	6~
Discount	Unit Price	15%	30%



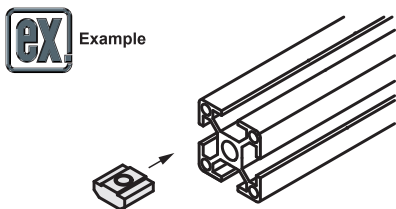
Shipping days may differ by Quantity.
Quantity of volume discount above is for representative Part No. It may differ by the Part.

Material	Stainless Steel
----------	-----------------



Part Number	Nominal Thread	QTY per Package	A	B	C	E	T	
①Type	②Applicable Slot	③M						
SLNSN	6-20	4	8	6	9.5	10	4.5	3.5
		5						
		6						
	8-30	4		16	16	6	4.5	
		5						
		8						
	8-40	4		19.5	19.5	9.5	6.5	
		5						
		8						
	10-45	4		10	18	18	8.5	5.5
		5						
		8						
		10						

Ordering Example: Please order after selecting part number and parameters according to the selection steps ① to ④.
 Part Number (①Type · ②Applicable Slot) - Nominal Thread (③M) - QTY per Package (④)
 SLNSN8-30 - 6 - 100P



How to search on website

By Type: Search on MISUMI official website

By Keyword: Step 1 Search on MISUMI official website Step 2 Select MISUMI economy series brand MISUMI MISUMI economy

MISUMI contact
Tel: 038-959200 or 1382
Email: cs@misumi.co.th

MISUMI WEB "Chat"
MISUMI WEB Chat Now

Install MISUMI APP
MISUMI QR Code

Aluminum Frames P.1183
 Brackets / Corners / Sheet Metals / Connectors P.1215
Nuts / Bolts P.1243
 Decorative Accessories P.1258
 Panel Fasteners / Panels / Door Sliding Slot Accessories P.1262
17 Aluminum Frames / Related Accessories

Representative model: LNTN8-40-6-100P

Save Up to **81%**
vs Standard Type

Shipping from **1 day**

240 THB

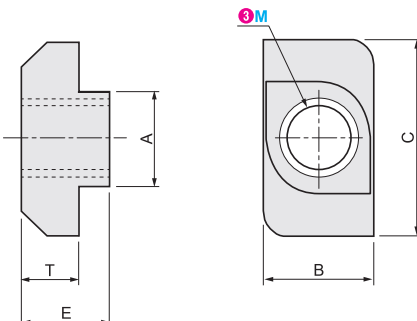
Volume Discount

Quantity	1~9	10~14	15~
Discount	Unit Price	15%	30%



Shipping days may differ by Quantity.
 Quantity of volume discount above is for representative Part No. It may differ by the Part.

Material	Surface Treatment
Carbon Steel	Nickel Plating



Part Number	Nominal Thread	QTY per Package	A	B	C	E	T
①Type	②Applicable Slot	③M					
LNTN	6-20	3	6	6	10	4.5	3.2
		4					
		5					
	8-30	3	8	8	15.7	6.5	5
		4					
		5					
	8-40	3	8	8	19	7.5	5
		4					
		5					
	10-45	4	10	10	19	8.7	6.2
		5					
		6					
		8					

Ordering Example

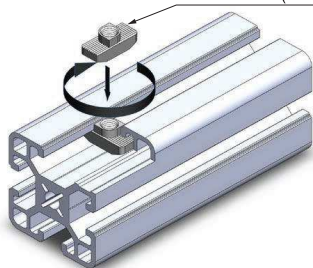
Please order after selecting part number and parameters according to the selection steps ① to ④.

Part Number (①Type · ②Applicable Slot) - Nominal Thread (③M) - QTY per Package (④)
LNTN8-40 - 6 - 100P



Example

T-Bolts LNTN (P.1245)



How to search on website



By Type Search on MISUMI official website

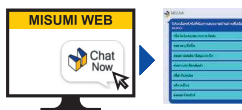
By Keyword Step 1 Search on MISUMI official website

Step 2 Select MISUMI economy series brand
 MISUMI MISUMI economy

MISUMI contact

Tel: 038-959200 or 1382
 Email: cs@misumi.co.th

MISUMI WEB "Chat"



Install MISUMI APP



New Products



Representative model: SLNTN8-40-6-100P

Save Up to **34%** vs Standard Type

847 THB



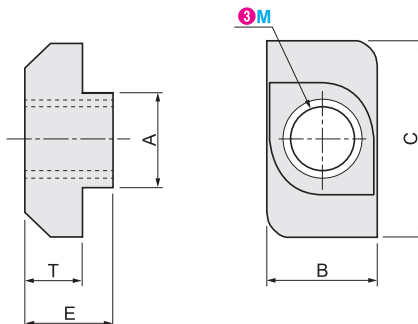
Volume Discount

Quantity	1~3	4~5	6~
Discount	Unit Price	15%	30%



Shipping days may differ by Quantity.
Quantity of volume discount above is for representative Part No. It may differ by the Part.

Material
Stainless Steel



Part Number		Nominal Thread ③M	④QTY per Package	A	B	C	E	T
①Type	②Applicable Slot							
SLNTN	6-20	4	100P (100 pcs/pack)	6	6	9.8	4	3
		5						
		4						
	8-30	4		8	8	15.5	6	4.5
		5						
		6						
	8-40	4		19	7.2	5.2		
		5						
		6						
	10-45	5		10	10	8.3	5.8	
		6						
		8						

Ordering Example

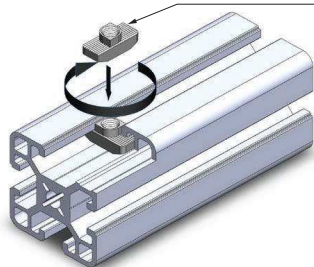
Please order after selecting part number and parameters according to the selection steps ① to ④.

Part Number (①Type · ②Applicable Slot) - Nominal Thread ③M - ④QTY per Package
 SLNTN8-40 - 6 - 100P



Example

Stainless Steel Post-Assembly Insertion Short Nuts SLNTN (P.1246)



How to search on website



By Type Search on MISUMI official website
 SLNTN

By Keyword Step 1 Search on MISUMI official website
 post assembly nut

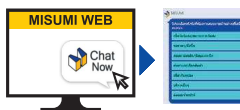
Step 2 Select MISUMI economy series brand



MISUMI contact

Tel: 038-959200 or 1382
 Email: cs@misumi.co.th

MISUMI WEB "Chat"



Install MISUMI APP



Aluminum Frames

P.1183

Brackets / Corners / Sheet Metals / Connectors

P.1215

Nuts / Bolts

P.1243

Decorative Accessories

P.1258

Panel Fasteners / Panels / Door Sliding Slot Accessories

P.1262

17

Aluminum Frames / Related Accessories

Representative model: LNTRNM8-40-8-100P

Save Up to **68%** vs Standard Type

613

THB

Shipping from 1 day



Volume Discount

Quantity	1~3	4~5	6~
Discount	Unit Price	15%	30%

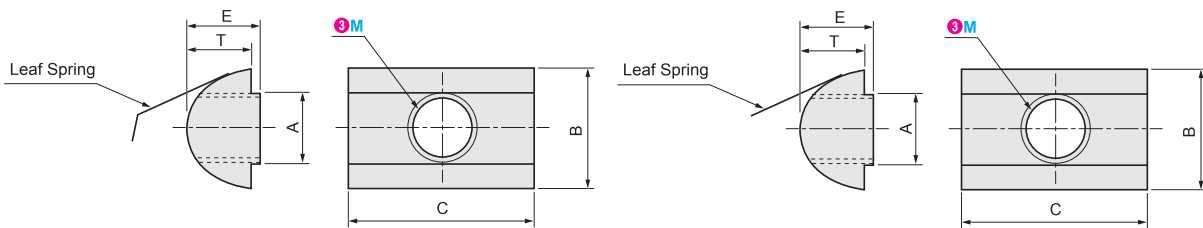


Shipping days may differ by Quantity.
Quantity of volume discount above is for representative Part No. It may differ by the Part.

Material		Surface Treatment Body
Body	Leaf Spring	
Steel	SUS304	Zinc Plating

6-20

8-30 / 8-40 / 10-45



Part Number		Nominal Thread 3M	QTY per Package	A	B	C	E	T	Reference Tightening Torque (N·m)
1 Type	2 Applicable Slot								
LNTRNM	6-20	4	100P (100 pcs/pack)	5.8	8.2	13	5	4.4	4.1
		5							6.6
		6							11
	8-30	4		8	12.5	6.8	6	4.1	
		5						6.6	
		6						11	
	8-40	4		8	14	20	7.8	6.8	25.8
		5							4.1
		6							6.6
	10-45	4		10	15	7.5	6.3	25.8	
		5						4.1	
		6						6.6	
		8						11	
		8							25.8

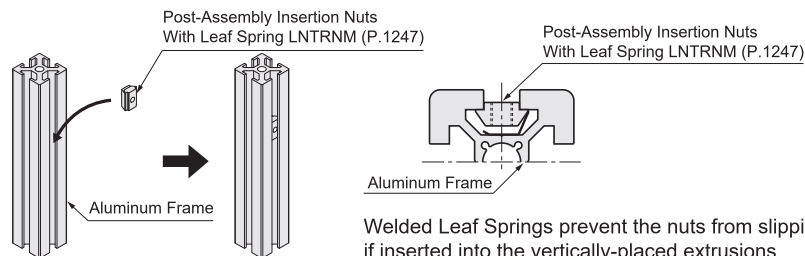
Ordering Example

Please order after selecting part number and parameters according to the selection steps 1 to 4.

Part Number (1 Type · 2 Applicable Slot) - Nominal Thread (3 M) - (4 QTY per Package)
LNTRNM8-40 - 8 - 100P



Example



How to search on website



By Type

Search on MISUMI official website

LNTRNM

By Keyword

Step 1 Search on MISUMI official website

post assembly nut

Step 2 Select MISUMI economy series brand

MiSUMI



MISUMI contact

Tel: 038-959200 or 1382
Email: cs@misumi.co.th

MISUMI WEB "Chat"



Install MISUMI APP



New Products



Representative model: SLNTRNM8-40-8-100P

Save Up to **35%** vs Standard Type

2,093 THB

Shipping from **1 day**

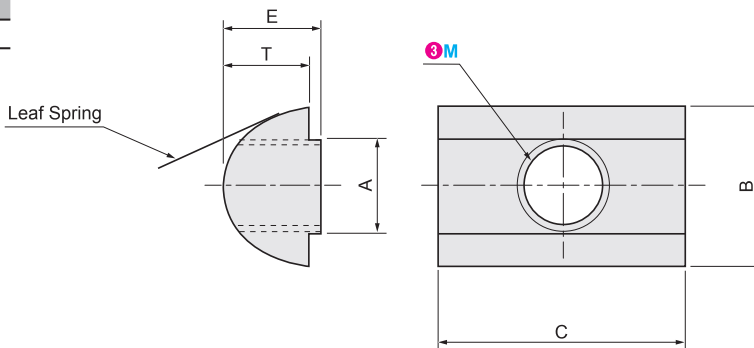
Volume Discount

Quantity	1~3	4~5	6~
Discount	Unit Price	15%	30%



Shipping days may differ by Quantity.
Quantity of volume discount above is for representative Part No. It may differ by the Part.

Body Material	Leaf Spring
Stainless Steel	SUS304



Part Number		Nominal Thread 3M	4 QTY per Package	A	B	C	E	T
1 Type	2 Applicable Slot							
SLNTRNM	8-30	4	100P (100 pcs/package)	8	12.5	20	6.8	6
		5						
		6						
		8						
	8-40	4		14	7.8	7		
		5						
		6						
		8						

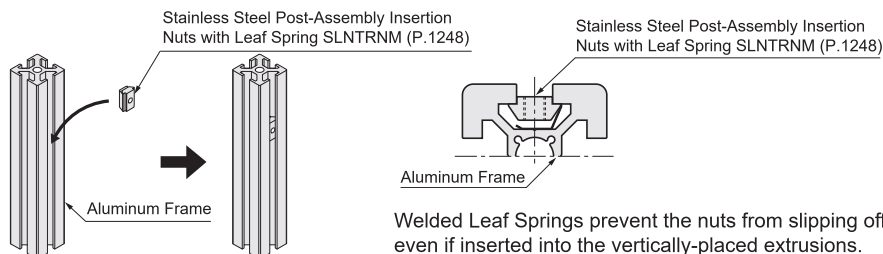
Ordering Example

Please order after selecting part number and parameters according to the selection steps 1 to 4.

Part Number (1 Type · 2 Applicable Slot) - Nominal Thread (3 M) - (4 QTY per Package)
 SLNTRNM8-40 - 8 - 100P



Example



How to search on website



By Type: Search on MISUMI official website
 SLNTRNM

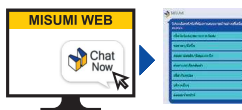
By Keyword: Step 1 Search on MISUMI official website
 post assembly nut

Step 2 Select MISUMI economy series brand
 MISUMI MISUMI economy

MISUMI contact

Tel: 038-959200 or 1382
 Email: cs@misumi.co.th

MISUMI WEB "Chat"



Install MISUMI APP



Aluminum Frames

P.1183

Brackets / Corners / Sheet Metals / Connectors

P.1215

Nuts / Bolts P.1243

Decorative Accessories

P.1258

Panel Fasteners / Panels / Door Sliding Slot Accessories

P.1262

17

Aluminum Frames / Related Accessories

Representative model: LNHRN8-40-8-100P

Save Up to **54%**
vs Standard Type

Shipping
from
1 day

628 THB

Volume Discount

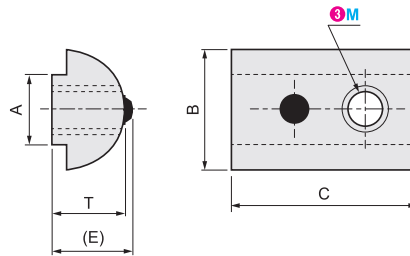
Quantity	1~3	4~5	6~
Discount	Unit Price	15%	30%

Shipping days may differ by Quantity.

Quantity of volume discount above is for representative Part No. It may differ by the Part.



Material			Surface Treatment	
Body	Ball	Spring	Body	Spring
Carbon Steel	SUS304	Spring Steel	Nickel Plating	Blackening



Part Number		Nominal Thread ^③ M	^④ QTY per Package	A	B	C	(E)	T		
^① Type	^② Applicable Slot									
LNHRN	6-20	4	100P (100 pcs/pack)	5.8	8.2	13	5	4.4		
		5								
		3								
	8-30	4			8	12		20	8.2	7
		5								
		6								
	8-40	8		10		13.2	21	9.1		7.7
		3								
		4								
	10-45	5			10	16	22		9.1	7.5
		6								
		8								

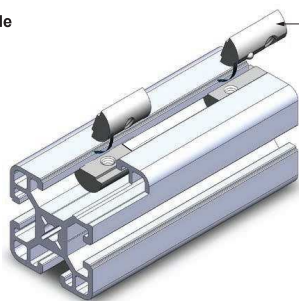
Ordering Example

Please order after selecting part number and parameters according to the selection steps ① to ④.

Part Number (①Type · ②Applicable Slot) - Nominal Thread (③M) - (④)QTY per Package
LNHRN8-40 - 8 - 100P



Example



Post-Assembly Insertion Spring Nuts LNHRN (P.1249)

How to search on website



By Type: Search on MISUMI official website
LNHRN

By Keyword: Step 1 ▶ Search on MISUMI official website
post assembly nut

Step 2 ▶ Select MISUMI economy series brand
 MISUMI MISUMI economy

MISUMI contact

Tel: 038-959200 or 1382
Email: cs@misumi.co.th

MISUMI WEB "Chat"



Install MISUMI APP



New Products



Representative model: SLNHRN8-40-8-100P

Save Up to **28%** vs Standard Type

1,800 THB



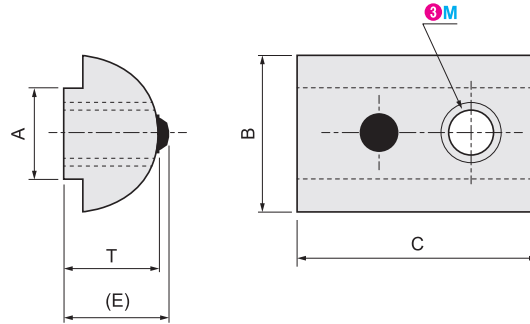
Volume Discount

Quantity	1~3	4~5	6~
Discount	Unit Price	15%	30%



Shipping days may differ by Quantity.
Quantity of volume discount above is for representative Part No. It may differ by the Part.

Body Material	Ball	Spring
Stainless Steel	SUS304	Spring Steel



Part Number		Nominal Thread ③M	④QTY per Package	A	B	C	(E)	T				
①Type	②Applicable Slot											
SLNHRN	8-30	4	100P (100 pcs/pack)	8	12	20	8.2	7				
		5										
		6										
	8-40	4							13.2	21.5	9.1	7.7
		5										
		6										
		8										

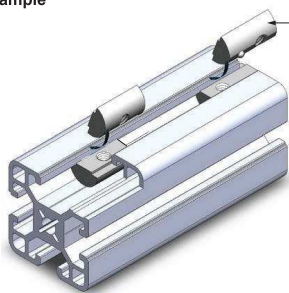
Ordering Example

Please order after selecting part number and parameters according to the selection steps ① to ④.

Part Number (①Type · ②Applicable Slot) - Nominal Thread ③M - ④QTY per Package
 SLNHRN8-40 - 8 - 100P



Example



Stainless Steel Post-Assembly Insertion Spring Nuts SLNHRN (P.1250)

How to search on website



By Type Search on MISUMI official website
 SLNHRN

By Keyword Step 1 Search on MISUMI official website
 post assembly nut

Step 2 Select MISUMI economy series brand



MISUMI contact

Tel: 038-959200 or 1382
 Email: cs@misumi.co.th

MISUMI WEB "Chat"



Install MISUMI APP



Representative model: LTTB8-8-25-100P

Save Up to **96%**
vs Standard Type

359

THB

Shipping
from
1 day



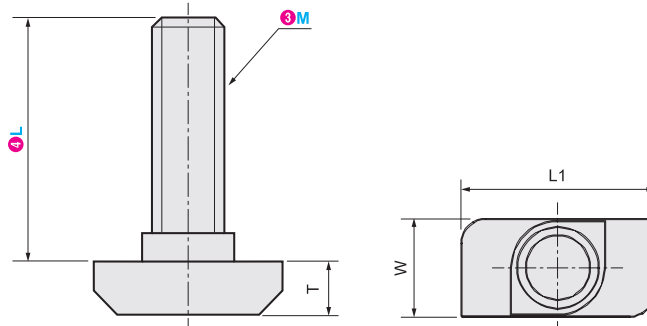
Volume Discount

Quantity	1~3	4~5	6~
Discount	Unit Price	15%	30%



Shipping days may differ by Quantity.
Quantity of volume discount above is for representative Part No. It may differ by the Part.

Material	Surface Treatment
Carbon Steel	Nickel Plating



Part Number	Nominal Thread ^③ M	Length ^④ L	^⑤ QTY per Package	T	L1	W	
LTTB	6	5	10	100P (100 pcs/pack)	4	10.5	6
		6	16		4.5	15.4	7.8
	8	8	20		5.5	17.8	7.9
			25				
			30				
			40				
	10	8	20		19	8.2	
			25				
			35				
			40				

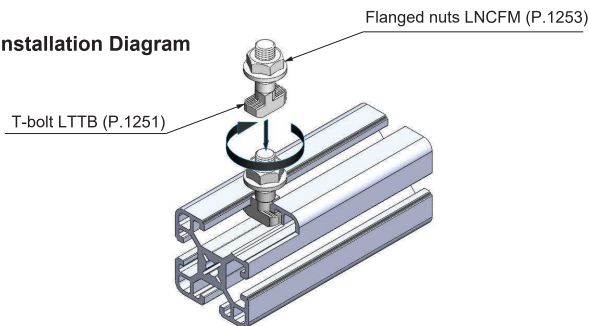
Ordering Example

Please order after selecting part number and parameters according to the selection steps ① to ⑤.

Part Number (①Type · ②Applicable Slot) - Nominal Thread (③M) - Length (④L) - QTY per Package (⑤)
LTTB8 - 8 - 25 - 100P



Example ■ T-Bolt Installation Diagram



How to search on website



By Type Search on MISUMI official website

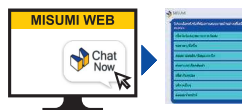
By Keyword Step 1 Search on MISUMI official website

Step 2 Select MISUMI economy series brand
 MISUMI MISUMI economy

MISUMI contact

Tel: 038-959200 or 1382
 Email: cs@misumi.co.th

MISUMI WEB "Chat"



Install MISUMI APP



New Products



Representative model: SLTTB8-8-25-100P

Save Up to **91%** vs Standard Type

921 THB

Shipping from **1 day**

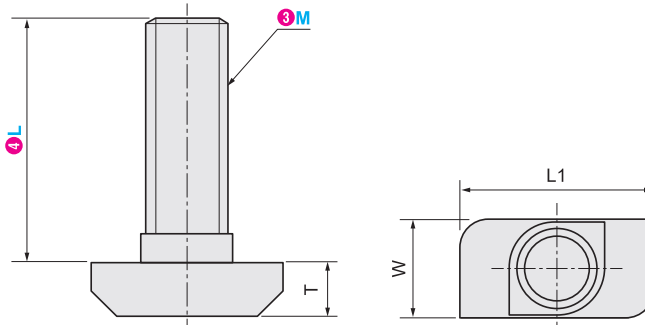
Volume Discount

Quantity	1~3	4~5	6~
Discount	Unit Price	15%	30%



Shipping days may differ by Quantity.
Quantity of volume discount above is for representative Part No. It may differ by the Part.

Material
Stainless Steel



Part Number		Nominal Thread 3M	Length 4L	QTY per Package	T	L1	W			
1 Type	2 Applicable Slot									
SLTTB	8	6	16	100P (100 pcs/package)	5	15.4	8			
			20							
			25							
		8	16					5.3	18	8
			20							
			25							
	10	8	20		5.5	19	8.35			
			25							
			30							
		8	30							
			35							
			40							

Ordering Example

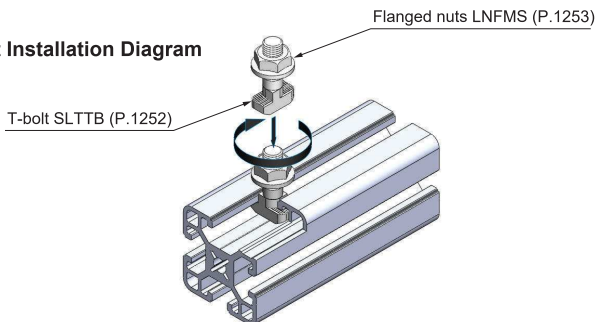
Please order after selecting part number and parameters according to the selection steps 1 to 5.

Part Number (1 Type) · (2 Applicable Slot) - Nominal Thread (3 M) - Length (4 L) - (5 QTY per Package)
 SLTTB8 - 8 - 25 - 100P



Example

T-Bolt Installation Diagram



How to search on website



By Type Search on MISUMI official website
 SLTTB

By Keyword Step 1 Search on MISUMI official website
 t bolt

Step 2 Select MISUMI economy series brand
 MISUMI MISUMI economy

MISUMI contact

Tel: 038-959200 or 1382
 Email: cs@misumi.co.th

MISUMI WEB "Chat"



Install MISUMI APP



Aluminum Frames

P.1183

Brackets / Corners / Sheet Metals / Connectors

P.1215

Nuts / Bolts

P.1243

Decorative Accessories

P.1258

Panel Fasteners / Panels / Door Sliding Slot Accessories

P.1262

17

Aluminum Frames / Related Accessories

Flanged Nuts For Aluminum Frames

Representative model: LNCFM8-100P

Save Up to **89%**
vs Standard Type

Shipping
from
1 day

132 THB

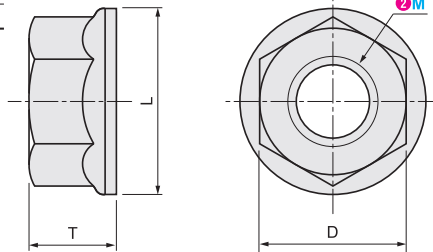
Volume Discount

Quantity	1~29	30~49	50~
Discount	Unit Price	15%	30%



Shipping days may differ by Quantity.
 Quantity of volume discount above is for representative Part No. It may differ by the Part.

Type	Material	Surface Treatment
LNCFM	Carbon Steel	Zinc Plating
LNFM5	Stainless Steel	-



Part Number		QTY per Package	D	L	T
Type	Nominal Thread M				
LNCFM	5	100P	7.8	10.6	5
	6		9.8	13.2	6
	8		12.8	16.8	8
LNFM5	5		7.8	10.6	5
	6		9.8	13.2	6
	8		12.8	16.8	8

M5 nuts are sold in bulk, and ordered by models LNCFM5 and LNFM5.

Ordering Example

Please order after selecting part number and parameters according to the selection steps 1 to 3.

Part Number (1 Type · 2 Nominal Thread M) - QTY per Package (3 M)
LNCFM8 - 100P

How to search on website



By Type: Search on MISUMI official website
LNCFM

By Keyword: Step 1 > Search on MISUMI official website
flanged nut

Step 2 > Select MISUMI economy series brand

MISUMI

MISUMI contact

Tel: 038-959200 or 1382
Email: cs@misumi.co.th

MISUMI WEB "Chat"



Install MISUMI APP



Representative model: LBCL8-40-6

Save Up to **57%**
vs Standard Type

Shipping
from
1 day



54 THB

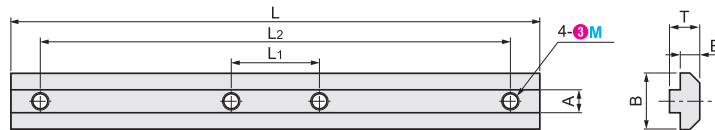
Volume Discount

Quantity	1~29	30~49	50~
Discount	Unit Price	15%	30%



Shipping days may differ by Quantity.
Quantity of volume discount above is for representative Part No. It may differ by the Part.

Material	Surface Treatment
Carbon Steel	Zinc Plating



Part Number		Nominal Thread M	Slot Width A	L	L1	L2	B	E	T
1 Type	2 Applicable Slot								
LBCL	6-20	5	6	100	30	90	9.4	3	4.5
	8-30	6	8	180	40	140	19.8	7.2	10.7
	8-40								
	10-45	8	10	140	120	18	7.5	9	

Ordering Example

Please order after selecting part number and parameters according to the selection steps 1 to 3.

Part Number (1 Type · 2 Applicable Slot) - Nominal Thread (3 M)
LBCL8-40 - 6



By Type Search on MISUMI official website
LBCL

By Keyword Step 1 Search on MISUMI official website
long nut

Step 2 Select MISUMI economy series brand
 MISUMI MISUMI economy

MISUMI contact

Tel: 038-959200 or 1382
Email: cs@misumi.co.th

MISUMI WEB "Chat"



Install MISUMI APP



Representative model: LBJB6-6-10-50P

Save Up to **90%** vs Standard Type

107 THB

Shipping from **1 day**



Volume Discount

Quantity	1~29	30~49	50~
Discount	Unit Price	15%	30%



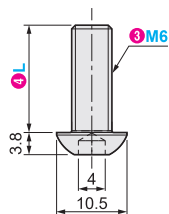
Shipping days may differ by Quantity.
Quantity of volume discount above is for representative Part No. It may differ by the Part.

Part	Material	Surface Treatment
Joint Screw Plate	Carbon Steel	Nickel Plating
Button Head Screw*	Stainless Steel	-

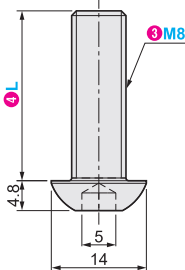
*M12 Screw is Carbon Steel with Nickel Plating surface treatment

LBJB

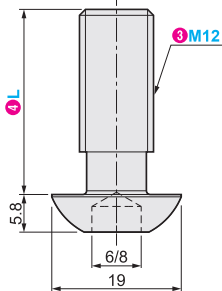
② Slot Width 6



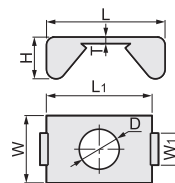
② Slot Width 8



② Slot Width 10



LBSF



* Used in conjunction with special hex socket button head cap screws

● Button Head Screws

Part Number		Nominal Thread ③ M	Length ④ L	⑤ QTY per Package	Strength class	
① Type	② Slot Width					
LBJB	6	6	10	50P (50 pcs/package)	8.8	
			12			
			16			
	8	8	12			
			16			
			20			
	10	12	25			20P (20 pcs/package)
			30			
			30			

● Joint Screw Plate

Part Number		③ QTY per Package	L	W	H	L1	W1	D	T	Mx
① Type	② Applicable Frame									
LBSF	30	10P (10 pcs/package)	28	15	7.8	23	8	8.2	1.5	M8
	40		37	17.5	9.2	32				
	45		38	21	11.3	33.4	9.7	12.4	1.8	M10

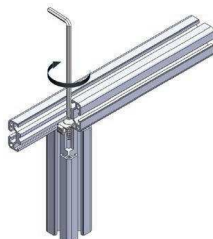


Please order after selecting part number and parameters according to the selection steps ① to ⑤.

Part Number (① Type · ② Slot Width)	-	Nominal Thread (③ M)	-	Length (④ L)	-	⑤ QTY per Package
LBJB6	-	6	-	10	-	50P
LBJB10	-	12	-	30	-	20P

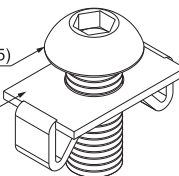


Example



M×Button Head Screws LBJB (P.1255)

Joint Screw Plate LBSF(P.1255)



How to search on website



By Type

Search on MISUMI official website

LBJB



By Keyword

Step 1 ▶ Search on MISUMI official website

head screw



Step 2 ▶ Select MISUMI economy series brand

MISUMI



Representative model: LTSM5-10-50P

Save Up to **93%**
vs Standard Type

Shipping from **1 day**



76 THB

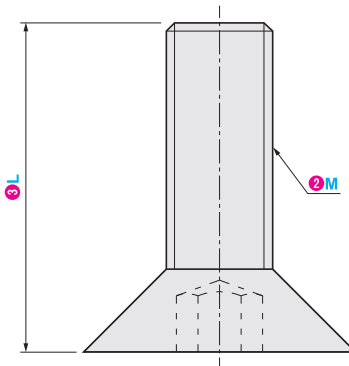
Volume Discount

Quantity	1~29	30~49	50~
Discount	Unit Price	15%	30%



Shipping days may differ by Quantity.
Quantity of volume discount above is for representative Part No. It may differ by the Part.

Material
Stainless Steel



Part Number		Length ③ L	④ QTY per Package	Strength class
① Type	Nominal Thread ② M			
LTSM	4	10	50P (50 pcs/pack)	6.8
	5	10		
	6	10		
		12		
		16		
	8	16		

Ordering Example

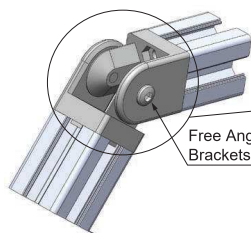
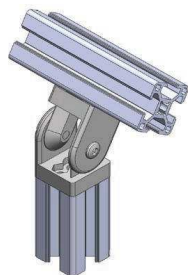
Please order after selecting part number and parameters according to the selection steps ① to ④.

Part Number (① Type · ② Nominal Thread M) - Length ③ L - ④ QTY per Package
LTSM5 - **10** - **50P**



Example

Free angle bracket for aluminum Frame



Free Angle Brackets GHPJ (P.1234)



Flat Head Screws LTSM (P.1256)

How to search on website



By Type

Search on MISUMI official website

LTSM



By Keyword

Step 1 Search on MISUMI official website

head screw



Step 2 Select MISUMI economy series brand

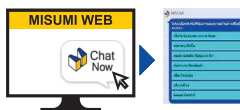
MiSUMI



MISUMI contact

Tel: 038-959200 or 1382
Email: cs@misumi.co.th

MISUMI WEB "Chat"



Install MISUMI APP



+ New Specs

Representative model: LTCM8-40-50P

Save Up to **80%**
vs Standard Type

Shipping from **1 day**



412 THB

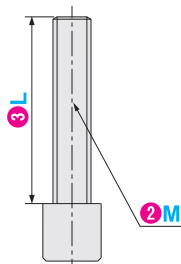
Volume Discount

Quantity	1~3	4~5	6~
Discount	Unit Price	15%	30%



Shipping days may differ by Quantity.
Quantity of volume discount above is for representative Part No. It may differ by the Part.

Material
Stainless Steel



Part Number		Length ③L	④QTY per Package	Strength class	
①Type	Nominal Thread ②M				
LTCM	5	8	50P (50 pcs/pack)	6.8	
	6	20			
	8	40			
		60			
	12	80★			10P (10 pcs/pack)
		50			
		60			
		80★			
			100★		

★ are semi-threaded, and others are fully threaded

Ordering Example

Please order after selecting part number and parameters according to the selection steps ① to ④.

Part Number (①Type · Nominal Thread ②M) - Length ③L - ④QTY per Package
LTCM8 - 40 - 50P

How to search on website



By Type Search on MISUMI official website
LTCM

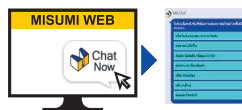
By Keyword Step 1 ▶ Search on MISUMI official website
screw for frame

Step 2 ▶ Select MISUMI economy series brand
 MISUMI MISUMI economy

MISUMI contact

Tel: 038-959200 or 1382
Email: cs@misumi.co.th

MISUMI WEB "Chat"



Install MISUMI APP



Aluminum Frames
P.1183
Brackets / Corners / Sheet Metals / Connectors
P.1215
Nuts / Bolts
P.1243
Decorative Accessories
P.1258
Panel Fasteners / Panels / Door Sliding Slot Accessories
P.1262
17
Aluminum Frames / Related Accessories

Representative model: LCEC6-2020-B-20P

Save Up to **79%** vs Standard Type

Shipping from **1 day**

64

THB



Volume Discount

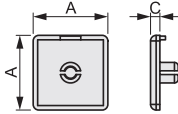
Quantity	1~29	30~49	50~
Discount	Unit Price	15%	30%



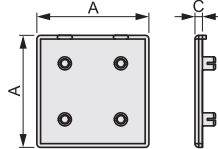
Shipping days may differ by Quantity.
Quantity of volume discount above is for representative Part No. It may differ by the Part.

Material	6-2020 / 8-3030 / 8-4040 / 8-5050 / 10-4545 / 10-5050 / 10-6060 (Square Shape)
Nylon	

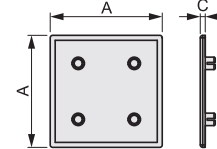
6-2020 / 8-3030 / 8-4040 / 8-5050 / 10-4545 / 10-5050 / 10-6060 (Square Shape)



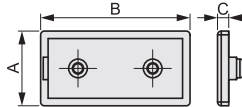
8-6060 / 8-8080 (Square Shape)



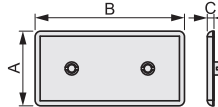
10-9090 (Square Shape)



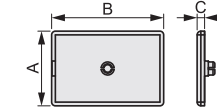
6-2040 (Rectangle Shape)



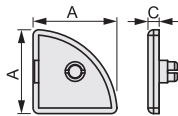
8-3060 / 8-4080 / 10-4590 (Rectangle Shape)



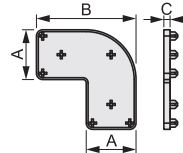
8-4060 / 10-4560 (Rectangle Shape)



6-2020 / 8-3030 / 8-4040 / 10-4545 (Single Radius Shape)



8-8840 (L Shape)



Type	Part Number Types	Slot Width	Applicable Frame	Color	QTY per Package	Width A	Length B	Thickness C	Applicable Frame		
LCEC	Square Shape	6	2020	B (Black)	20P	20	-	3	2020		
			3030			30		3030			
			4040			40		4040			
		8	5050		50	8-5050					
			6060		60	8-6060					
			8080		80	8080					
			4545		45	4545					
	10	5050	50		10-5050						
		6060	60		10-6060						
		9090	90		9090						
	Rectangle Shape	6	2040		G (Light Grey)	20P		20	40	3	2040
			3060					30	3060		
			4060					40	4060		
		8	4080			40		4080			
4560			80	4560							
4590			60	4590							
4590			90	4590							
Single Radius Shape	10	2020	-	10P	20	-	3	2020R			
		3030			30		3030R				
		4040			40		4040R				
		4545			45		4545R				
L Shape	8	8840	-	20P	88	40	4	8840			

Light gray models are only available for 2020, 3030, 4040 and 4080 types and are sold in 20P packages. Light gray for other models can also be specially ordered if necessary, with a minimum order quantity of 50 pcs, for example: LCEC8-4060-G.

P is the abbreviation of pcs/pack, for example: 20P represents 20 pcs/pack.

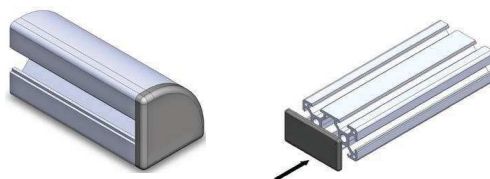
Ordering Example

Please order after selecting part number and parameters according to the selection steps 1 to 5.

Part Number (1) Type · (2) Slot Width) - (3) Applicable Frame (4) Color - (5) QTY per Package

LCEC6 - 2020 - B - 20P

EX Example



How to search on website



By Type

Search on MISUMI official website

LCEC



By Keyword

Step 1 Search on MISUMI official website

end cap



Step 2 Select MISUMI economy series brand

MISUMI



MISUMI economy

Aluminum Frames

P.1183

Brackets / Corners / Sheet Metals / Connectors

P.1215

Nuts / Bolts

P.1243

Decorative Accessories

P.1258

Panel Fasteners / Panels / Door Sliding Slot Accessories

P.1262

17

Aluminum Frames / Related Accessories

New Products

Representative model: LCECA8-4040-B

Save Up to **40%** vs Standard Type

26

THB

Shipping from **1 day**

Volume Discount

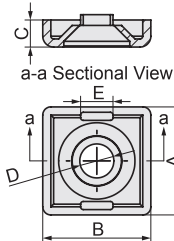
Quantity	10~69	70~119	120~
Discount	Unit Price	15%	30%



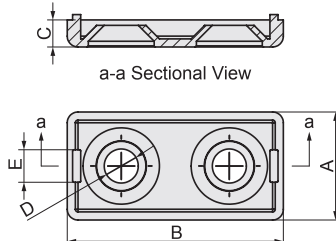
Shipping days may differ by Quantity.
Quantity of volume discount above is for representative Part No. It may differ by the Part.

Material	Surface Treatment
Zinc Alloy	Spray-Painted

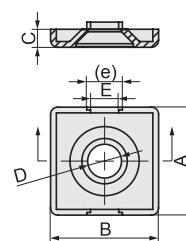
LCECA6-2020



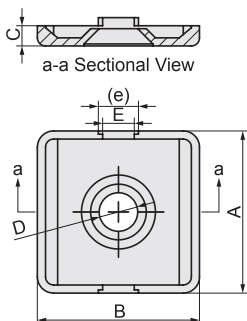
LCECA6-2040



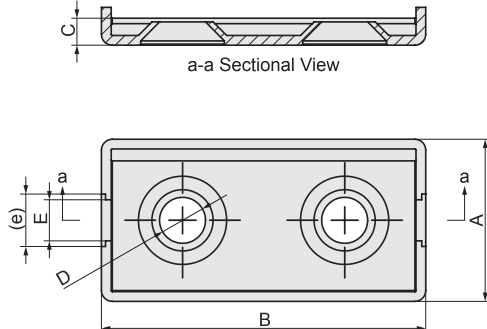
LCECA8-3030



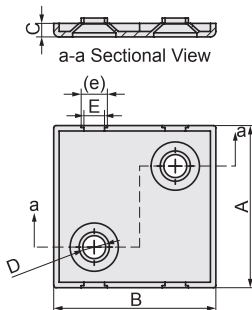
LCECA10-4545



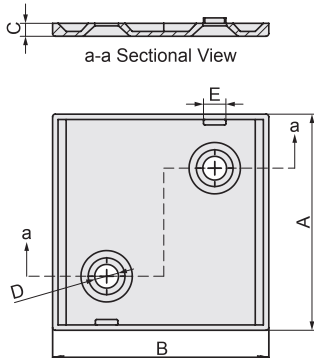
LCECA8-3060



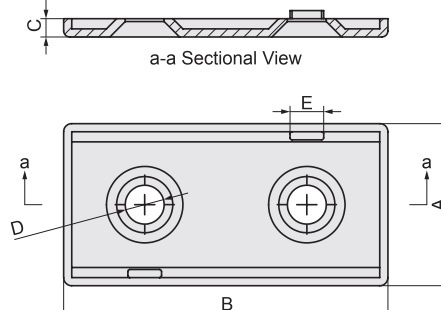
LCECA8-6060



LCECA8-8080



LCECA8-4080



Aluminum Frames

P.1183

Brackets / Corners / Sheet Metals / Connectors

P.1215

Nuts / Bolts

P.1243

Decorative Accessories

P.1258

Panel Fasteners / Panels / Door Sliding Slot Accessories

P.1262

17

Aluminum Frames / Related Accessories

How to search on website



By Type

Search on MISUMI official website

LCECA



By Keyword

Step 1 Search on MISUMI official website

end cap



Step 2 Select MISUMI economy series brand

MISUMI



Part Number			③ Applicable Frame	④ Color	Width A	Length B	Thickness C	Hole Dia. D	Slot Width E	Slot Width (e)	Alteration Accessories (-SET)
① Type	Types	② Slot Width									
LCECA	Square Shape	6	2020	Not specified (White) B (Black)	20	20	5	6.3	6	/	M6*1
			3030		30	30	5	9.4	7.8	9.9	M8*1
		8	4040		40	40	5	9.5	7.8	9.9	M8*1
			6060		60	60	5	8.5	7.6	9.7	M8*2
			8080		80	80	4.8	8.8	8.3	/	M8*2
			4545		45	45	7.8	12.5	10.2	12	M12*1
	Rectangle Shape	6	2040		20	40	5	6.3	6	/	M6*2
			3060		30	60	5	9.5	7.6	9.7	M8*2
		8	4080		40	80	4.5	9.6	8.3	/	M8*2

* Use flat head screws for installation, frames need to be tapped, and the specified methods are LTP, RTP and TPW.



Alteration

Alteration item	Alteration code	Explanation of specifications
Applicable Screws	SET	If SET is specified, Applicable Screws for fixing the end caps provided. Example: For LCECA8-4040-SET, Applicable Screws: LTSM8-16

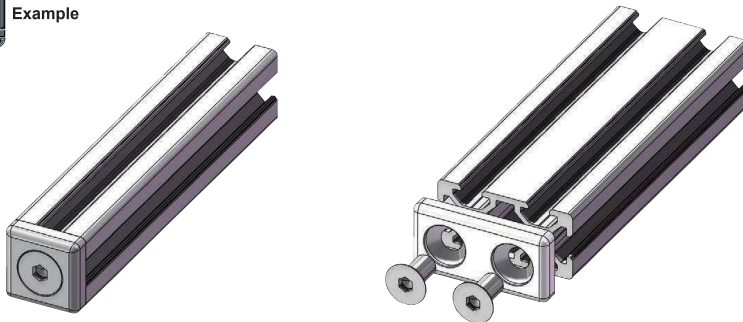
Ordering Example

Please order after selecting part number and parameters according to the selection steps ① to ④.

Part Number (① Type · ② Slot Width) - ③ Applicable Frame - ④ Color
LCECA8 - 4040 - B



Example



Aluminum Frames

P.1183

Brackets / Corners / Sheet Metals / Connectors

P.1215

Nuts / Bolts

P.1243

Decorative Accessories

P.1258

Panel Fasteners / Panels / Door Sliding Slot Accessories

P.1262

17

Aluminum Frames / Related Accessories

MISUMI contact

Tel: 038-959200 or 1382
Email: cs@misumi.co.th

MISUMI WEB "Chat"



Install MISUMI APP



+ New Specs

Representative model: GSHS8

Save Up to **63%** vs Standard Type

49

THB

Shipping from **1 day**

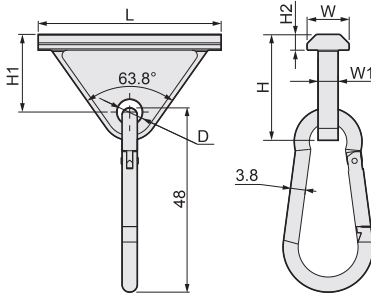


Volume Discount

Quantity	1~29	30~49	50~
Discount	Unit Price	15%	30%



Shipping days may differ by Quantity.
Quantity of volume discount above is for representative Part No. It may differ by the Part.



Part Number		Dimension						
1 Type	2 Slot Width	L	W	W1	H	H1	H2	D
GSHS	6	55.8	9.8	5	27	18.8	3.5	9
	8	58	12	6	48	37	5	φ8
	10		15					

Ordering Example

Please order after selecting part number according to the selection steps 1 to 2.

Part Number (1 Type · 2 Slot Width)
GSHS8

Material: Aluminum Alloy
Surface Treatment: Anodized

How to search on website



By Type

Search on MISUMI official website

GSHS

By Keyword

Step 1 Search on MISUMI official website

sliding hook

Step 2 Select MISUMI economy series brand

MISUMI



Representative model: GFEB8-8

Save Up to **60%** vs Standard Type

32

THB

Shipping from **1 day**



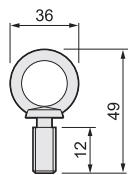
Volume Discount

Quantity	1~29	30~49	50~
Discount	Unit Price	15%	30%



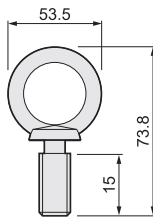
Shipping days may differ by Quantity.
Quantity of volume discount above is for representative Part No. It may differ by the Part.

● Slot Width 8



M8×12

● Slot Width 10



M12×15

Part Number		Slot Width
1 Type	2 No.	
GFEB	8-8	8
	10-12	10

Ordering Example

Please order after selecting part number according to the selection steps 1 to 2.

Part Number (1 Type · 2 No.)
GFEB8-8

Material: Carbon Steel
Surface Treatment: Zinc Plating

How to search on website



By Type

Search on MISUMI official website

GFEB

By Keyword

Step 1 Search on MISUMI official website

eye bolt

Step 2 Select MISUMI economy series brand

MISUMI



MISUMI contact

Tel: 038-959200 or 1382
Email: cs@misumi.co.th

MISUMI WEB "Chat"




Install MISUMI APP



Aluminum Frames
P.1183
Brackets / Corners / Sheet Metals / Connectors
P.1215
Nuts / Bolts
P.1243
Decorative Accessories
P.1258
Panel Fasteners / Panels / Door Sliding Slot Accessories
P.1262
17
Aluminum Frames / Related Accessories

Slot Covers 2m For Aluminum Frames

Representative model: LMCSB6



38

THB



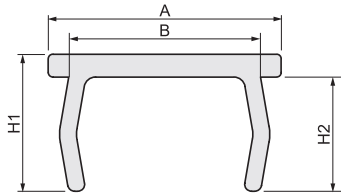
Volume Discount

Quantity	1~29	30~49	50~
Discount	Unit Price	15%	30%



Shipping days may differ by Quantity.
Quantity of volume discount above is for representative Part No. It may differ by the Part.

Material
PVC



Part Number		Length L	A	B	H1	H2
1 Type	2 Slot Width					
LMCSB (Black)	6	2m	7.2	6	4	3.3
LMCSG (Light Grey)	8		10.2	8.4	6	5.1
	10		12.2	10.4		

Ordering Example

Please order after selecting part number according to the selection steps 1 to 2.

Part Number (1 Type · 2 Slot Width)
LMCSB6



By Type Search on MISUMI official website
LMCSB

By Keyword

Step 1 Search on MISUMI official website
slot cover

Step 2 Select MISUMI economy series brand
MiSUMI MISUMI economy

U Shape Groove For Aluminum Frames

Representative model: LMUSB8



57

THB



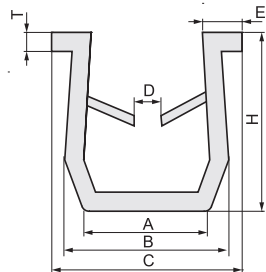
Volume Discount

Quantity	1~29	30~49	50~
Discount	Unit Price	15%	30%



Shipping days may differ by Quantity.
Quantity of volume discount above is for representative Part No. It may differ by the Part.

Material
PVC



Part Number		Color	Length L	A	B	C	D	E	T	H
1 Type	2 Slot Width									
LMUSB	8	Black	2m	8	8.7	10.9	2	2	1	8.8
	10			10	11.5	12		2.2		12.2

Ordering Example

Please order after selecting part number according to the selection steps 1 to 2.

Part Number (1 Type · 2 Slot Width)
LMUSB8



By Type Search on MISUMI official website
LMUSB

By Keyword

Step 1 Search on MISUMI official website
u shape groove

Step 2 Select MISUMI economy series brand
MiSUMI MISUMI economy

MISUMI contact

Tel: 038-959200 or 1382
Email: cs@misumi.co.th

MISUMI WEB "Chat"



Install MISUMI APP



New Products

Representative model: LN5CVF8-B-1

Save Up to **30%** vs Standard Type

210

THB

Shipping from **12 days**



Volume Discount

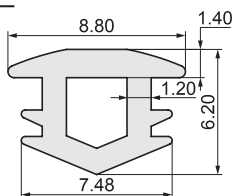
Quantity	1~3	4~
Discount	Unit Price	20%



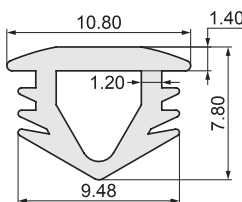
Shipping days may differ by Quantity.
Quantity of volume discount above is for representative Part No. It may differ by the Part.

Material	Surface Treatment
PVC	None

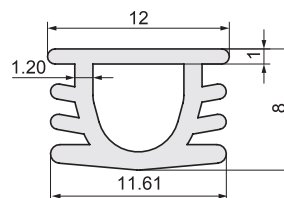
LN5CV6
LN5CVF6



LN5CV8
LN5CVF8



LN5CV10
LN5CVF10



■ PVC Slot Covers (Configurable Length)

Part Number		Color	Length L (1m increments)
Type	Slot Width		
LN5CVF	6	B (Black)	1~100
	8	S (Light Grey)	
	10		

Delivery in rolls, 1m increments, cutting tolerance ±5cm
For other colors, please inquire separately.

■ PVC Slot Covers (Fixed Length)

Part Number		Color	Fixed Length L m
Type	Slot Width		
LN5CV	6	B (Black)	100
	8	S (Light Grey)	
	10		

This product is delivered in rolls of 100 m and can be cut to the required length by yourself.

Ordering Example

Please order after selecting part number and parameters according to the selection steps 1 to 4.

Part Number (1 Type · 2 Slot Width) - (3 Color) - (4 Length L)
LN5CVF8 - B - 1



Example



How to search on website



By Type

Search on MISUMI official website

LN5CVF



By Keyword

Step 1 Search on MISUMI official website

slot cover



Step 2 Select MISUMI economy series brand

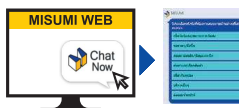
MiSUMI



MISUMI contact

Tel: 038-959200 or 1382
Email: cs@misumi.co.th

MISUMI WEB "Chat"



Install MISUMI APP



New Products



Representative model: LHSDA8-40-1000

Save Up to **40%** vs Standard Type

165 THB

Shipping from **12 days**

Volume Discount

Quantity	1~3	4~
Discount	Unit Price	20%

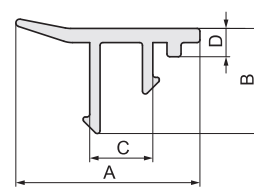
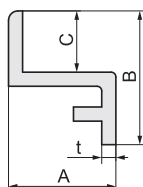


Shipping days may differ by Quantity.
Quantity of volume discount above is for representative Part No. It may differ by the Part.

Type	Material	Surface Treatment
LHSDP(F)	PVC	-
(K)LHSDA	A6063-T5	Anodized

Panel holder (K)LHSDA

Panel hold-down strip LHSDP(F)



Panel Holders (Configurable Length)

Part Number		Length L (0.5mm increments)	A	B	C	t
Type	Applicable Slot					
LHSDA	8-30	300~3000	11.4	14.2	6.5	1.5
	8-40		14.9	19.1	8	2

The maximum length of this product is 6m. For those lengths more than the length range indicated in the table or other colors, please inquire and place a special order separately.

Panel Holders (Fixed Length)

Part Number		Fixed Length L m	A	B	C	t
Type	Applicable Slot					
KLHSDA	8-30	1	11.4	14.2	6.5	1.5
	8-40		14.9	19.1	8	2

Panel Hold-Down Strips (Configurable Length)

Part Number		Color	Length L (0.5mm increments)	A	B	C	D
Type	Applicable Slot						
LHSDPF	8-30	S (Light Grey)	300~3000	19.5	11.2	6.7	3
	8-40			22.5	14.6	6.2	3.5

The maximum length of this product is 6m. For those lengths more than the length range indicated in the table or other colors, please inquire and place a special order separately.

Panel Hold-Down Strips (Fixed Length)

Part Number		Color	Fixed Length L m	A	B	C	D
Type	Applicable Slot						
LHSDP	8-30	S (Light Grey)	1	19.5	11.2	6.7	3
	8-40			22.5	14.6	6.2	3.5

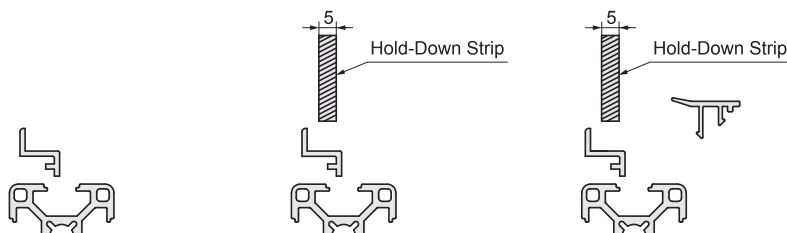
Ordering Example

Please order after selecting part number and parameters according to the selection steps 1 to 3.

Part Number (1)Type · (2)Applicable Slot - (3)Length L
LHSDA8-40 - 1000



Example



How to search on website



By Type Search on MISUMI official website
LHSDA

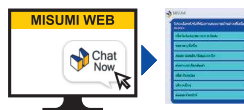
By Keyword Step 1 Search on MISUMI official website
panel holder

Step 2 Select MISUMI economy series brand
 MiSUMI MiSUMI economy

MISUMI contact

Tel: 038-959200 or 1382
Email: cs@misumi.co.th

MISUMI WEB "Chat"



Install MISUMI APP



Aluminum Frames

P.1183

Brackets / Corners / Sheet Metals / Connectors

P.1215

Nuts / Bolts

P.1243

Decorative Accessories

P.1258

Panel Fasteners / Panels / Door Sliding Slot Accessories

P.1262

17

Aluminum Frames / Related Accessories

+ New Specs

Representative model: LBMB8-30

Save Up to **48%**
vs Standard Type

Shipping from **1 day**

29 THB

Volume Discount

Quantity	1~29	30~49	50~
Discount	Unit Price	15%	30%

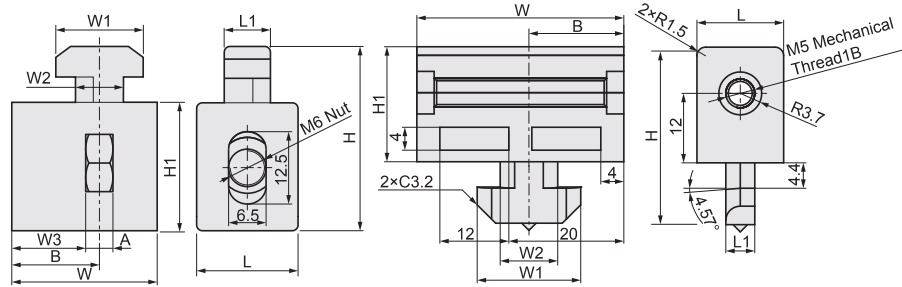


Shipping days may differ by Quantity.
Quantity of volume discount above is for representative Part No. It may differ by the Part.

Type	Material	Color
LBMB	PVC	Transparent
LBMBG	PA	Grey

LBMB

LBMBG



Part Number		L	L1	H	W	W1	W2	W3	H1	A	B
LBMB	①Type	20	8.3	26	17	13.7	8	6.2	20	5	8.7
	②Applicable Slot			33	25	16		12.5			15
	②Applicable Slot	18	8.2	33.5	28	16.7	11	9.8	23	12.3	
Part Number		L	L1	H	W	W1	W2	H1	B		
LBMBG	①Type	15	5	30.7	36	18	10	20	16.5		
	②Applicable Slot									10-45	

LBMBG products are only suitable for use with the NEFS8-4545 frames.

Ordering Example

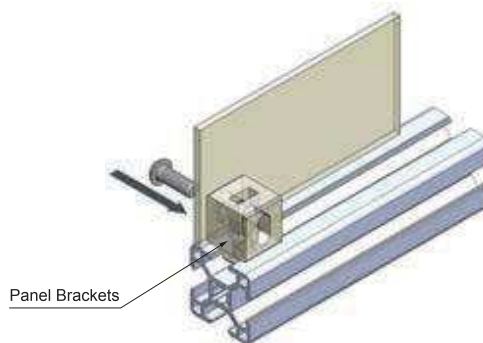
Please order after selecting part number and parameters according to the selection steps ① to ②.

Part Number (①Type · ②Applicable Slot)

LBMB8-30



Example



How to search on website



By Type Search on MISUMI official website
LBMB

By Keyword Step 1 Search on MISUMI official website
panel bracket

Step 2 Select MISUMI economy series brand
 MiSUMI MiSUMI economy

MISUMI contact

Tel: 038-959200 or 1382
Email: cs@misumi.co.th

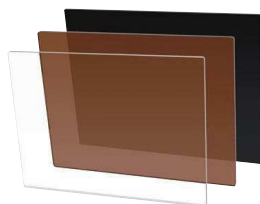
MISUMI WEB "Chat"



Install MISUMI APP



Representative model: LCPM-500-400-3



Save Up to **55%**
vs Standard Type

Shipping from **9 days**

1,418 THB


Volume Discount

Quantity	1~3	4~
Discount	Unit Price	20%



Shipping days may differ by Quantity.
Quantity of volume discount above is for representative Part No. It may differ by the Part.

Material	PMMA
----------	------



A≥B

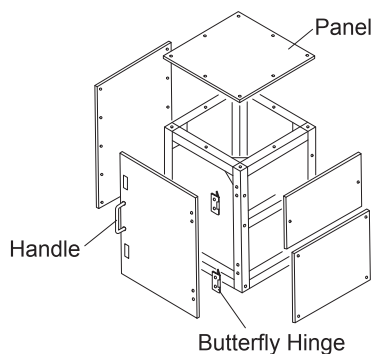
Part Number 1 Type	1mm increments		Thickness mm 4 T	Color
	2 Length A	3 Width B		
A≥B				
LCPM	20~1200	20~1000	2,3,4,5,6, 8,10,12,15,20	Transparent
LCPMY			5	Yellow Brown
LCPMB			5	Black

Ordering Example

Please order after selecting part number and parameters according to the selection steps 1 to 4.

Part Number (1 Type) - 2 Length A - 3 Width B - 4 T
LCPM - 500 - 400 - 3

Example



How to search on website



By Type Search on MISUMI official website
LCPM

By Keyword Step 1 Search on MISUMI official website
cover panel

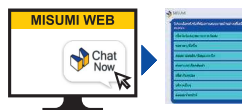
Step 2 Select MISUMI economy series brand



MISUMI contact

Tel: 038-959200 or 1382
Email: cs@misumi.co.th

MISUMI WEB "Chat"



Install MISUMI APP



Aluminum Frames

P.1183

Brackets / Corners / Sheet Metals / Connectors

P.1215

Nuts / Bolts

P.1243

Decorative Accessories

P.1258

Panel Fasteners / Panels / Door Sliding Slot Accessories

P.1262

17

Aluminum Frames / Related Accessories

Representative model: LCPM2H-500-400-3-F300-G200-N3

Save Up to **56%** vs Standard Type

Shipping from **9 days**

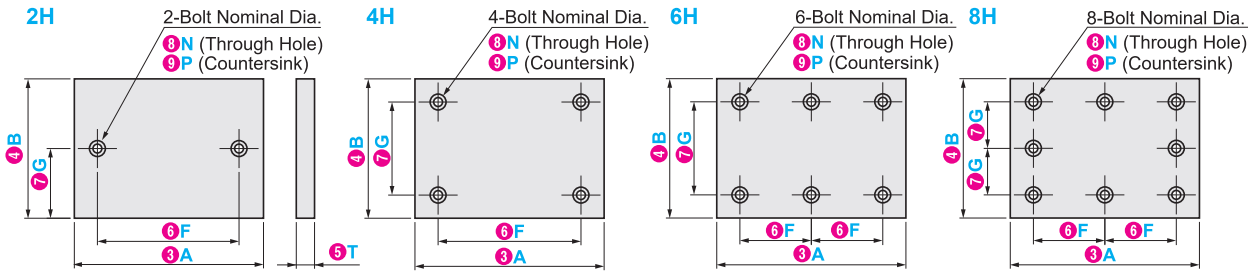
1,470 THB

Volume Discount

Quantity	1~3	4~
Discount	Unit Price	20%



Shipping days may differ by Quantity.
Quantity of volume discount above is for representative Part No. It may differ by the Part.



Material: PMMA

Part Number 1 Type	2 Number of Holes	1mm increments 3 Length A 4 Width B A ≥ B		Thickness 5 T	0.5mm increments 6 F 7 G		Bolt Nominal Dia. Through Hole 8 N Countersink 9 P		Color
		LCPM (Transparent)	2H		20~1200	20~1000	3	6~1191.5	
LCPMY (Yellow Brown)	4H	5	4 5 6						
LCPMB (Black)	6H	3	6~991.5	5			3		
		5		3 4 5 6					
8H	3	6~595.5	6	3					
	5		3 4 5 6						
8H	3	6~495.5	8	3					
	5		3 4 5 6						

Please note that yellow brown and black are only available in thickness T5mm.

Ordering Example

Please order after selecting part number and parameters according to the selection steps 1 to 9.
Part Number (1 Type · 2 Number of Holes) - 3 Length A - 4 Width B - 5 T - 6 F - 7 G - 8 N - 9 P
 LCPM2H - 500 - 400 - 3 - F300 - G200 - N3

Machining limit formula (When selecting Through Hole for d and Tapered Hole for d₁)

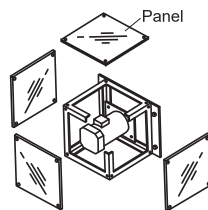
Number of Holes	F Dimension	G Dimension
2H	$d(d_1)+2.5 \leq F \leq A-d(d_1)-5$	$d(d_1)/2+2.5 \leq G \leq B-d(d_1)/2-2.5$
4H	$d(d_1)+2.5 \leq F \leq A-d(d_1)-5$	$d(d_1)+2.5 \leq G \leq B-d(d_1)-5$
6H	$d(d_1)+2.5 \leq F \leq (A-d(d_1)-5)/2$	$d(d_1)+2.5 \leq G \leq B-d(d_1)-5$
8H	$d(d_1)+2.5 \leq F \leq (A-d(d_1)-5)/2$	$d(d_1)+2.5 \leq G \leq (B-d(d_1)-5)/2$

Hole machining details

	N (Through Hole)	P (Countersink)
Bolt Nominal Dia.	3 4 5 6 8 10	
d	3.5 4.5 5.5 6.5 9 11	
d ₁	7.5 9.5 11.5 13.5 19 23	
h	2 2.5 3 3.5 5 6	



Example



How to search on website



By Type Search on MISUMI official website

By Keyword Step 1 Search on MISUMI official website

Step 2 Select MISUMI economy series brand

MISUMI MISUMI economy

MISUMI contact

Tel: 038-959200 or 1382
 Email: cs@misumi.co.th

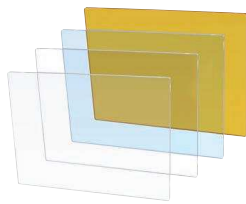
MISUMI WEB "Chat"



Install MISUMI APP



Representative model: LCPVC-500-400-3



Save Up to **50%**
vs Standard Type

Shipping from **9 days**

1,578 THB


Volume Discount

Quantity	1~3	4~
Discount	Unit Price	20%



Shipping days may differ by Quantity.
Quantity of volume discount above is for representative Part No. It may differ by the Part.

Material	PVC
----------	-----



A≥B

Part Number 1 Type	1mm increments		Thickness mm 4 T	Color
	2 Length A	3 Width B		
LCPVC (Standard Transparent)	20~1200	20~1000	3.5	Standard Transparent
LCPVCT (Natural Color High Transparent)				Natural Color High Transparent
LCPVCBT (Blue Base High Transparent)				Blue Base High Transparent
LCPVCY (Fluorescent Yellow)				Fluorescent Yellow

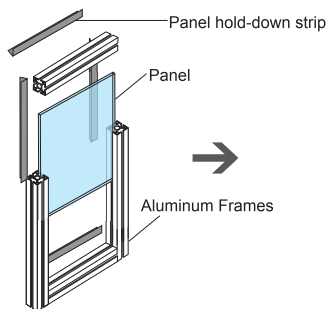
Ordering Example

Please order after selecting part number and parameters according to the selection steps 1 to 4.

Part Number (1 Type) - 2 Length A - 3 Width B - 4 T
LCPVC - 500 - 400 - 3



Example



How to search on website



By Type Search on MISUMI official website
LCPVC

By Keyword Step 1 Search on MISUMI official website
cover panel

Step 2 Select MISUMI economy series brand

MiSUMI

MISUMI contact

Tel: 038-959200 or 1382
Email: cs@misumi.co.th

MISUMI WEB "Chat"



Install MISUMI APP



Aluminum Frames

P.1183

Brackets / Corners / Sheet Metals / Connectors

P.1215

Nuts / Bolts

P.1243

Decorative Accessories

P.1258

Panel Fasteners / Panels / Door Sliding Slot Accessories

P.1262

17

Aluminum Frames / Related Accessories

Representative model: LCPVC2H-500-400-3-F300-G200-N3

Save Up to **51%** vs Standard Type

1,630 THB

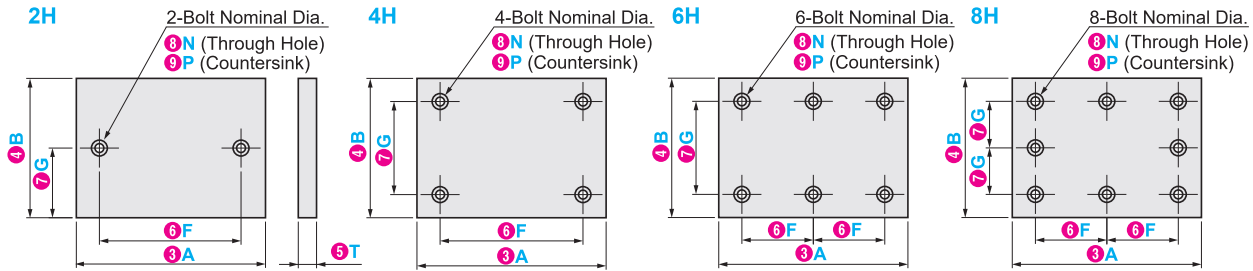
Shipping from 9 days

Volume Discount

Quantity	1~3	4~
Discount	Unit Price	20%



Shipping days may differ by Quantity.
Quantity of volume discount above is for representative Part No. It may differ by the Part.



Material: PVC

Part Number 1 Type	2 Number of Holes	1mm increments		Thickness 5 T	0.5mm increments		Bolt Nominal Dia.		Color			
		3 Length A	4 Width B A≥B		6 F	7 G	8 N (Through Hole)	9 P (Countersink)				
LCPVC (Standard Transparent)	2H	20~1200	20~1000	3	6~1191.5	4.5~995.5	3	3	Standard Transparent Natural Color High Transparent Fluorescent Yellow Blue Base High Transparent			
LCPVCT (Natural Color High Transparent)	4H			5				4		3		
LCPVCBT (Blue Base High Transparent)	6H			3				6		3		
LCPVCY (Fluorescent Yellow)	8H			5				8		3		
						6~595.5	6~495.5	10		10	3	
						3				3	3	3
						5					3	
						5					3	

Ordering Example

Please order after selecting part number and parameters according to the selection steps 1 to 9.

Part Number (1 Type · 2 Number of Holes) - 3 Length A - 4 Width B - 5 T - 6 F - 7 G - 8 N - 9 P
LCPVC2H - 500 - 400 - 3 - F300 - G200 - N3

Machining limit formula (When selecting Through Hole for d and Tapered Hole for d₁)

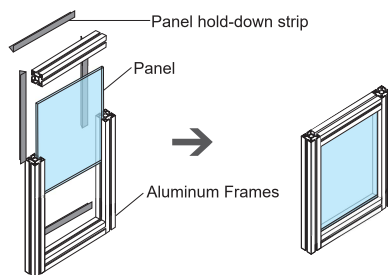
Number of Holes	F Dimension	G Dimension
2H	$d(d_1)+2.5 \leq F \leq A-d(d_1)-5$	$d(d_1)/2+2.5 \leq G \leq B-d(d_1)/2-2.5$
4H	$d(d_1)+2.5 \leq F \leq A-d(d_1)-5$	$d(d_1)+2.5 \leq G \leq B-d(d_1)-5$
6H	$d(d_1)+2.5 \leq F \leq (A-d(d_1)-5)/2$	$d(d_1)+2.5 \leq G \leq B-d(d_1)-5$
8H	$d(d_1)+2.5 \leq F \leq (A-d(d_1)-5)/2$	$d(d_1)+2.5 \leq G \leq (B-d(d_1)-5)/2$

Hole machining details

	N (Through Hole)	P (Countersink)
Bolt Nominal Dia.	3	4 5 6 8 10
d	3.5	4.5 5.5 6.5 9 11
d ₁	7.5	9.5 11.5 13.5 19 23
h	2	2.5 3 3.5 5 6



Example



How to search on website



By Type Search on MISUMI official website
LCPVC

By Keyword Step 1 Search on MISUMI official website
cover panel

Step 2 Select MISUMI economy series brand

MISUMI MISUMI economy

MISUMI contact

Tel: 038-959200 or 1382
 Email: cs@misumi.co.th

MISUMI WEB "Chat"



Install MISUMI APP



Aluminum Frames
 P.1183
 Brackets / Corners / Sheet Metals / Connectors
 P.1215
 Nuts / Bolts
 P.1243
 Decorative Accessories
 P.1258
 Panel Fasteners / Panels / Door Sliding Slot Accessories
 P.1262
 17
 Aluminum Frames / Related Accessories

Representative model: LCPC-500-400-3

Save Up to **55%**
vs Standard Type

Shipping from **9 days**


1,418 THB

Volume Discount

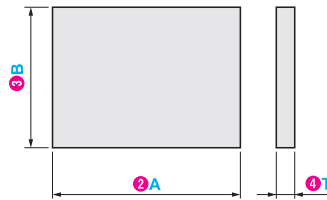
Quantity	1~3	4~
Discount	Unit Price	20%



Shipping days may differ by Quantity.
Quantity of volume discount above is for representative Part No. It may differ by the Part.



Material
PC



A ≥ B

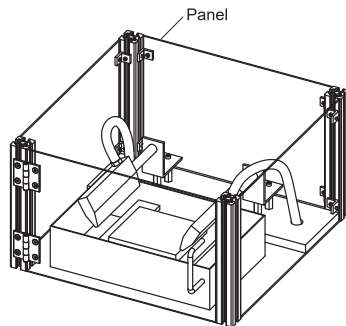
Part Number 1 Type	1mm increments		Thickness mm 4 T	Color
	2 Length A	3 Width B		
	A ≥ B			
LCPC	20~1200	20~1000	2,3,4,5,6,8,10	Transparent

Ordering Example

Please order after selecting part number and parameters according to the selection steps 1 to 4.

Part Number (1 Type) - 2 Length A - 3 Width B - 4 T
LCPC - 500 - 400 - 3

Example



How to search on website



By Type Search on MISUMI official website
LCPC

By Keyword Step 1 Search on MISUMI official website
cover panel

Step 2 Select MISUMI economy series brand



MISUMI contact

Tel: 038-959200 or 1382
Email: cs@misumi.co.th

MISUMI WEB "Chat"



Install MISUMI APP



Aluminum Frames

P.1183

Brackets / Corners / Sheet Metals / Connectors

P.1215

Nuts / Bolts

P.1243

Decorative Accessories

P.1258

Panel Fasteners / Panels / Door Sliding Slot Accessories

P.1262

17

Aluminum Frames / Related Accessories

Representative model: LCPC2H-500-400-3-F300-G200-N3

Save Up to **56%** vs Standard Type

Shipping from **9 days**

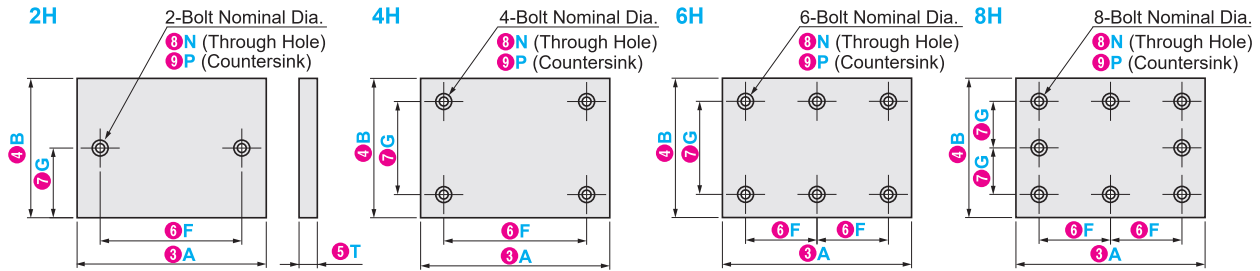
1,470 THB

Volume Discount

Quantity	1~3	4~
Discount	20%	



Shipping days may differ by Quantity.
Quantity of volume discount above is for representative Part No. It may differ by the Part.



Material: PC

Part Number	1mm increments		Thickness	0.5mm increments		Bolt Nominal Dia.		Color	
	1 Type	2 Number of Holes		3 Length A	4 Width B	6 F	7 G		8 N (Through Hole)
LCPC	2H	20~1200	20~1000	3	6~1191.5	4.5~995.5	3	3	
				5				4 5 6	
				4H	3	5	6~991.5	4	3
				5					3 4 5 6
6H	3	5	6~595.5	6	3				
5					3 4 5 6				
8H	3	5	6~495.5	8	3				
				5		10	10	3	
								3 4 5 6	



Please order after selecting part number and parameters according to the selection steps 1 to 9.

Part Number (1 Type · 2 Number of Holes) - (3 Length A) - (4 Width B) - (5 T) - (6 F) - (7 G) - (8 N) - (9 P)
LCPC2H - 500 - 400 - 3 - F300 - G200 - N3

Machining limit formula (When selecting Through Hole for d and Tapered Hole for d1)

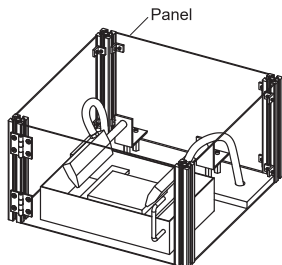
Number of Holes	F Dimension	G Dimension
2H	$d(d_1)+2.5 \leq F \leq A-d(d_1)-5$	$d(d_1)/2+2.5 \leq G \leq B-d(d_1)/2-2.5$
4H	$d(d_1)+2.5 \leq F \leq A-d(d_1)-5$	$d(d_1)+2.5 \leq G \leq B-d(d_1)-5$
6H	$d(d_1)+2.5 \leq F \leq (A-d(d_1)-5)/2$	$d(d_1)+2.5 \leq G \leq B-d(d_1)-5$
8H	$d(d_1)+2.5 \leq F \leq (A-d(d_1)-5)/2$	$d(d_1)+2.5 \leq G \leq (B-d(d_1)-5)/2$

Hole machining details

	N (Through Hole)	P (Countersink)
Bolt Nominal Dia.	3 4 5 6 8 10	
d	3.5 4.5 5.5 6.5 9 11	
d1	7.5 9.5 11.5 13.5 19 23	
h	2 2.5 3 3.5 5 6	



Example



How to search on website



By Type

Search on MISUMI official website

LCPC



By Keyword

Step 1 Search on MISUMI official website

cover panel



Step 2 Select MISUMI economy series brand

MISUMI



MISUMI contact

Tel: 038-959200 or 1382
Email: cs@misumi.co.th

MISUMI WEB "Chat"



Install MISUMI APP



New Products

Representative model: LCDS10-4545



147

THB



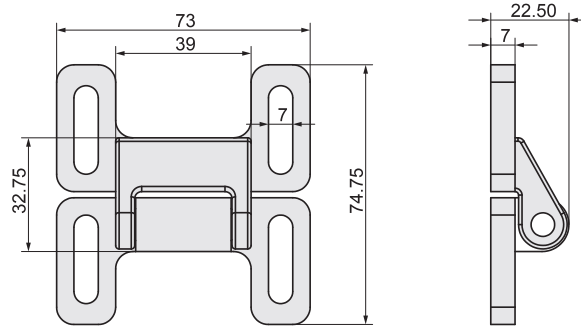
Volume Discount

Quantity	10~14	15~
Discount	Unit Price	15%



Shipping days may differ by Quantity.
Quantity of volume discount above is for representative Part No. It may differ by the Part.

Body Material
Nylon



Part Number		Slot Width
① Type	② Applicable Frame Size	
LCDS	10-4545	10

Ordering Example

Please order after selecting part number and parameters according to the selection steps ① to ②.

Part Number (① Type · ② Applicable Frame Size)
LCDS10-4545



Alteration

Alteration item	Alteration code	Explanation of specifications
Applicable Screws & Nuts Set	SET	If SET is specified, Applicable Screws & Nuts for fixing the nylon door stops provided. Screws: LBJB6-6-20 4pcs Nuts: LNHRN10-45-6 4pcs



Example



How to search on website



By Type

Search on MISUMI official website

LCDS



By Keyword

Step 1 Search on MISUMI official website

door stopper



Step 2 Select MISUMI economy series brand

MISUMI



MISUMI contact

Tel: 038-959200 or 1382
Email: cs@misumi.co.th

MISUMI WEB "Chat"



Install MISUMI APP



Aluminum Frames

P.1183

Brackets / Corners / Sheet Metals / Connectors

P.1215

Nuts / Bolts

P.1243

Decorative Accessories

P.1258

Panel Fasteners / Panels / Door Sliding Slot Accessories

P.1262

17

Aluminum Frames / Related Accessories

New Products

Representative model: LCDRFB-1530-S

Save Up to **67%** vs Standard Type

39

THB

Shipping from **1 day**



Volume Discount

Quantity	8~29	30~49	50~
Discount	Unit Price	15%	30%

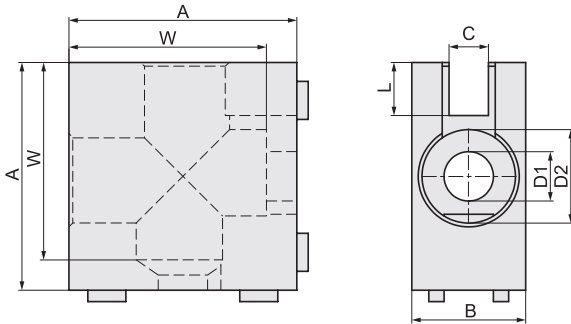


Shipping days may differ by Quantity.

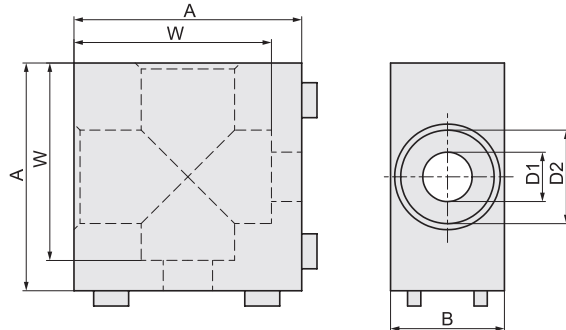
Quantity of volume discount above is for representative Part No. It may differ by the Part.

Type	Category	Material		Surface Treatment
		Pulley	Body	
LCDRFB	Without Pulley	-	Aluminum Alloy	Spray-Painted
		-	POM	-
LCSB	With Pulley	Copper	Aluminum Alloy	Spray-Painted
SLCSB		Stainless Steel		
LCDRFBF	Connector	-	-	Spray-Painted

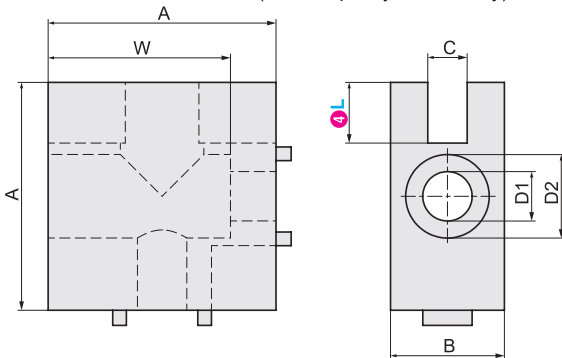
LCDRFB (Without pulley, Aluminum alloy Body)



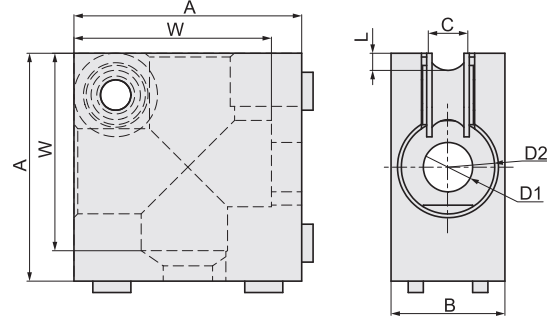
LCDRFBF (connector)



LCDRFB (Without pulley, POM Body)



LCSB (copper pulley)
SLCSB (stainless steel pulley)



Aluminum Frames
P.1183
Brackets / Corners / Sheet Metals / Connectors
P.1215
Nuts / Bolts
P.1243
Decorative Accessories
P.1258
Panel Fasteners / Panels / Door Sliding Slot Accessories
P.1262
17
Aluminum Frames / Related Accessories

How to search on website



By Type Search on MISUMI official website
LCDRFB

By Keyword Step 1 Search on MISUMI official website
door slider

Step 2 Select MISUMI economy series brand

MISUMI



Part Number ① Type	② Applicable Frame	③ Color	A	B	C	D1	D2	L	W	Alteration Accessories (-SET)
LCDRFB	1530	S (Silver)	30	15	5.2	6.5	12.3	7	26	M6*2
		B (Black)								
Part Number ① Type	② Applicable Frame	③ Color	④ L	A	B	C	D1	D2	W	Alteration Accessories (-SET)
LCDRFB	1530	P (White)	8	30	15	5.2	6.5	11	24	M6*2
			3.8							
Part Number ① Type	② Applicable Frame	③ Color	A	B	C	D1	D2	L	W	Alteration Accessories (-SET)
LCSB	1530	S (Silver)	30	15	5.2	6.5	12.3	2.25	26	M6*2
		B (Black)								
SLCSB		S (Silver)								
		B (Black)								
Part Number ① Type	② Applicable Frame	③ Color	A	B	D1	D2	W	Alteration Accessories (-SET)		
LCDRFBL	1530	S (Silver)	30	15	6.5	12.3	26	M6*2		
		B (Black)								

Ordering Example

Please order after selecting part number and parameters according to the selection steps ① to ④.

Part Number (① Type)	-	② Applicable Frame	-	③ Color	-	④ L
LCDRFB	-	1530	-	S	-	8
LCDRFB	-	1530	-	P	-	8



Alteration

Alteration item	Alteration code	Explanation of specifications
Applicable Screws	SET	If SET is specified, Applicable Screws for fixing the door sliding slot fixing blocks provided. Screws: LBJB6-6-16



Example



Aluminum Frames

P.1183

Brackets / Corners / Sheet Metals / Connectors

P.1215

Nuts / Bolts

P.1243

Decorative Accessories

P.1258

Panel Fasteners / Panels / Door Sliding Slot Accessories

P.1262

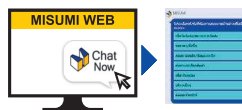
17

Aluminum Frames / Related Accessories

MISUMI contact

Tel: 038-959200 or 1382
Email: cs@misumi.co.th

MISUMI WEB "Chat"

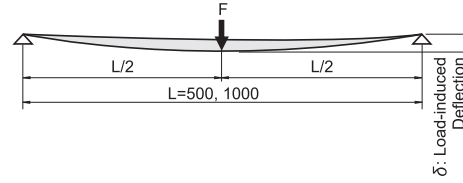


Install MISUMI APP



Load Capacity Calculations

1. Calculation Conditions: Calculations are based on centralized loads on both ends supported extrusions.
2. The load capacities (allowable loads) are defined as: Load that generates a deflection amount 1/1000 of the extrusion length.
These loads are the allowed maximum. Use within the given capacities.



Part Number		Height × Width (mm)	Section Modulus × 10 ³ (mm ³)	Cross Sectional Moment of Inertia × 10 ⁴ (mm ⁴)	For 500mm Extrusion Length		For 1000mm Extrusion Length		
Type	Extrusion				Allowable Load		Allowable Load		
					(N)	(kgf)	(N)	(kgf)	
NFS5	2020	(1)	20× 20	0.74	0.74	99	10	24	2
	2040	(2)	20× 40	1.35	1.35	182	18	45	4
		(3)	40× 20	2.55	5.11	687	70	171	17
	2060	(4)	20× 60	1.97	1.97	264	26	66	6
		(5)	60× 20	5.32	15.96	2144	218	536	54
	2080	(6)	20× 80	2.58	2.58	347	35	86	8
		(7)	80× 20	9.02	36.11	4851	494	1212	123
	2525	(8)	25× 25	1.36	1.71	229	23	57	5
	2550	(9)	25× 50	2.37	2.96	398	40	99	10
		(10)	50× 25	5.09	12.74	1711	174	427	43
	4040	(11)	40× 40	4.45	8.9	1196	122	299	30
	4060	(12)	40× 60	6.3	12.62	1695	172	423	43
		(13)	60× 40	9	27	3627	369	906	92
	4080	(14)	40× 80	9.18	18.38	2469	251	617	62
		(15)	80× 40	15.87	63.49	8529	869	2132	217
NFS6	3030	(16)	30× 30	1.89	2.83	381	38	95	9
		(17)	30× 60	3.55	5.33	716	73	179	18
	3060	(18)	60× 30	6.84	20.53	2758	281	689	70
		(19)	30× 90	5.62	8.43	1133	115	283	28
	3090	(20)	90× 30	14.71	66.19	8892	906	2223	226
		(21)	60× 60	13.78	41.35	5555	566	1388	141
	6090	(22)	60× 90	17.53	52.59	7065	720	1766	180
		(23)	90× 60	24.77	111.5	14979	1527	3744	381
	30120	(24)	30× 120	7.52	11.29	1516	154	379	38
		(25)	120× 30	25.55	153.3	20595	2100	5148	525
	60120	(26)	60× 120	23.06	69.18	9294	947	2323	236
		(27)	120× 60	41.18	247.1	33196	3385	8299	846
	5050	(28)	50× 50	8.66	21.66	2909	296	727	74
	50100	(29)	50× 100	16.98	42.44	5701	581	1425	145
		(30)	100× 50	30.63	153.2	20581	2098	5145	524
100100	(31)	100× 100	53.08	265.4	35655	3635	8913	908	
NFS8	4040	(32)	40× 40	5.24	10.48	1407	143	351	35
		(33)	40× 80	9.95	19.91	2674	272	668	68
	4080	(34)	80× 40	18.07	72.26	9707	989	2426	247
		(35)	40× 160	19.36	38.72	5201	530	1300	132
	40160	(36)	160× 40	61.89	496.3	66676	6799	16669	1699
		(37)	80× 80	32.45	129.8	17438	1778	4359	444
	80160	(38)	80× 160	73.95	295.8	39739	4052	9934	1013
		(39)	160× 80	125.2	1002	134614	13726	33653	3431
	4545	(40)	45× 45	6.77	15.25	2048	208	512	52
	4590	(41)	45× 90	14.44	32.5	4366	445	1091	111
		(42)	90× 45	27.9	125.5	16860	1719	4215	429
	9090	(43)	90× 90	46.78	210.5	28279	2883	7069	720
	45180	(44)	45× 180	27.14	61.05	8201	836	2050	209
		(45)	180× 45	89.87	808.8	108659	11080	27164	2770
	90180	(46)	90× 180	133.3	600	80607	8219	20151	2054
(47)		180× 90	237.9	2141	287635	29330	71908	7332	
5050	(48)	50× 50	10.91	27.28	3665	374	916	93	
50100	(49)	50× 100	20.66	51.67	6942	707	1735	177	
	(50)	100× 50	42.23	211.1	28383	2894	7093	723	
6060	(51)	60× 60	17.3	51.91	6973	711	1743	177	

Aluminum Frames

P.1183

Brackets / Corners / Sheet Metals / Connectors

P.1215

Nuts / Bolts

P.1243

Decorative Accessories

P.1258

Panel Fasteners / Panels / Door Sliding Slot Accessories

P.1262

17

Aluminum Frames / Related Accessories

Aluminum Extrusions Load Capacity Guideline

Economy series
Aluminum Frames

Part Number		Height × Width (mm)	Section Modulus × 10 ³ (mm ³)	Cross Sectional Moment of Inertia × 10 ⁴ (mm ⁴)	For 500mm Extrusion Length		For 1000mm Extrusion Length		
Type	Extrusion				Allowable Load		Allowable Load		
					(N)	(kgf)	(N)	(kgf)	
NFSL6	3030	(52)	30× 30	1.78	2.68	360	36	90	9
	3060	(53)	30× 60	3.24	4.87	654	66	163	16
		(54)	60× 30	5.95	17.88	2402	244	600	61
NFSL8	4040	(56)	40× 40	3.77	7.54	1013	103	253	25
	4080	(57)	40× 80	6.71	13.43	1804	183	451	45
		(58)	80× 80	13.25	52.98	7117	725	1779	181
	4545	(59)	45× 45	5.21	11.73	1575	160	393	40
	4590	(60)	45× 90	10.15	22.85	3069	313	767	78
		(61)	90× 45	19.26	86.68	11645	1187	2911	296
NEFS6	3030	(81)	30× 30	1.89	2.85	382	39	95	9
	3060	(82)	30× 60	3.66	5.48	736	75	184	19
		(83)	60× 30	6.86	20.46	2758	281	689	70
	3090	(84)	30× 90	5.86	8.8	1181	120	295	30
		(85)	90× 30	15.19	69	9185	2296	936	234
	30120	(86)	30× 120	7.65	11.48	1583	161	395	40
		(87)	120× 30	26.29	157.62	20628	2103	5157	525
NEFS8	4040	(90)	40× 40	5.24	10.49	1409	144	352	35
	4080	(91)	40× 80	9.96	19.93	2677	273	669	68
		(92)	80× 40	18.13	72.55	9745	994	2436	248
	40120	(93)	40× 120	14.5	29	3940	401	985	100
		(94)	120× 40	37.03	223.51	29958	3054	7489	763
	40160	(95)	40× 160	19.47	38.8	5203	530	1300	132
		(96)	160× 40	63.17	506	67114	6843	16778	1710
	8080	(97)	80× 80	32.55	130	17494	1783	4373	445
	80160	(98)	80× 160	75.85	304.4	40708	4151	10177	1037
		(99)	160× 80	125.86	1007	134584	13723	33646	3430
	4545	(100)	45× 45	6.85	15.42	2071	211	517	53
	4590	(101)	45× 90	14.52	32.67	4389	448	1097	112
		(102)	90× 45	27.84	125.3	16860	1719	4215	430
5050	(103)	50× 50	10.79	26.98	3665	374	916	93	
50100	(104)	50× 100	21.2	53	7120	726	1780	182	
	(105)	100× 50	42.24	211.2	28385	2894	7094	723	

Aluminum
Frames

P.1183

Brackets / Corners /
Sheet Metals / Connectors

P.1215

Nuts / Bolts

P.1243

Decorative
Accessories

P.1258

Panel Fasteners / Panels /
Door Sliding Slot Accessories

P.1262

17

Aluminum Frames /
Related Accessories

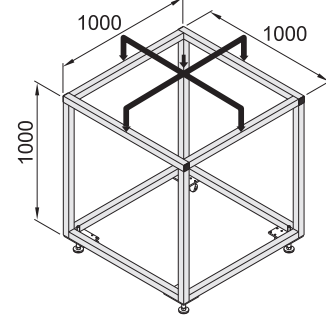
Load Capacity Guideline for Extrusion Frame Units

Condition: Calculated as: Loads causing 1mm deflection at the center of each extrusion of a 1000mm x 1000mm square frame.

Part Number		Height × Width (mm)	Allowable Load			
Type	Extrusion		Centraliz		Evenly Distributed Load	
			(N)	(kgf)	(N)	(kgf)
NFS5	2020	20× 20	99	10	199	20
	2040	20× 40	182	18	364	37
		40× 20	687	70	1375	140
	2060	20× 60	264	26	529	53
		60× 20	2144	218	4288	437
	2080	20× 80	347	35	694	70
		80× 20	4851	494	9702	989
	2525	25× 25	229	23	459	46
	2550	25× 50	398	40	797	81
		50× 25	1711	174	3423	349
	4040	40× 40	1196	121	2393	244
	4060	40× 60	1695	172	3390	345
60× 40		3627	369	7254	739	
4080	40× 80	2469	251	4938	503	
	80× 40	8529	869	17059	1739	
NFS6	3030	30× 30	380	38	762	77
	3060	30× 60	716	73	1433	146
		60× 30	2758	281	5516	562
	3090	30× 90	1133	115	2266	231
		90× 30	8892	906	17784	1813
	6060	60× 60	5555	566	11110	1132
	6090	60× 90	7065	720	14130	1440
		90× 60	14979	1527	29959	3054
	30120	30× 120	1516	154	3033	309
		120× 30	20594	2100	41190	4200
	60120	60× 120	9293	947	18588	1895
		120× 60	33196	3385	66393	6770
5050	50× 50	2909	296	5819	593	
50100	50× 100	5701	581	11403	1162	
	100× 50	20581	2098	41163	4197	
100100	100× 100	35654	3635	71310	7271	
NFS8	4040	40× 40	1407	143	2815	287
	4080	40× 80	2674	272	5349	545
		80× 40	9707	989	19415	1979
	40160	40× 160	5201	530	10403	1060
		160× 40	66674	6798	133352	13598
	8080	80× 80	17437	1778	34876	3556
	80160	80× 160	39738	4052	79479	8104
		160× 80	134611	13726	269229	27453
	4545	45× 45	2048	208	4097	417
	4590	45× 90	4366	445	8732	890
		90× 45	16859	1719	33720	3438
	9090	90× 90	28279	2883	56559	5767
	45180	45× 180	8201	836	16403	1672
		180× 45	108656	11079	217318	22160
	90180	90× 180	80605	8219	161215	16439
		180× 90	287627	29329	575270	58661
	5050	50× 50	3665	374	7330	747
	50100	50× 100	6942	707	13883	1415
100× 50		28383	2894	56721	5783	
6060	60× 60	6973	711	13947	1422	

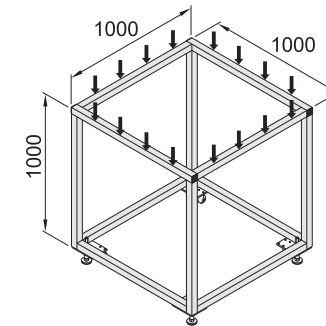
Centralized Load: Concentrated load is applied at the center.

Centralized Load



Evenly Distributed Load: When the load is evenly distributed over the extrusion.

Evenly Distributed Load



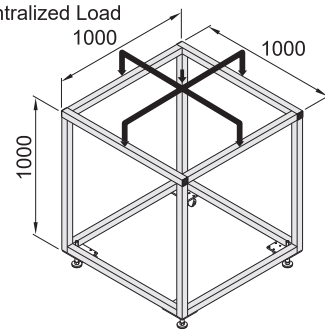
Aluminum Extrusions Load Capacity Guideline

Economy series
Aluminum Frames

Part Number		Height × Width (mm)	For 500mm Extrusion Length		For 1000mm Extrusion Length	
Type	Extrusion		Allowable Load		Allowable Load	
			(N)	(kgf)	(N)	(kgf)
NFSL6	3030	30× 30	360	36	720	73
	3060	30× 60	654	66	1309	133
		60× 30	2402	244	4804	489
NFSL8	4040	40× 40	1013	103	2027	206
	4080	40× 80	1804	183	3608	367
		80× 40	7124	726	14235	1451
	4545	45× 45	1575	160	3151	321
	4590	45× 90	3071	313	6139	626
NEFS6	3030	30× 30	382	39	765	78
		30× 60	736	75	1472	150
	3060	60× 30	2758	281	5516	562
		30× 90	1181	120	2362	240
	3090	30× 30	9185	2296	18371	1873
	30120	30× 120	1583	161	3166	322
120× 30		20628	2103	41257	4207	
NEFS8	4040	40× 40	1409	144	2818	287
	4080	40× 80	2677	273	5355	546
		80× 40	9745	994	19493	1988
	40120	40× 120	3940	401	7881	803
		120× 40	29958	3054	59916	6109
	40160	40× 160	5203	530	10407	1061
		160× 40	67114	6843	134228	13687
	8080	80× 80	17494	1783	34988	3567
	80160	80× 160	40708	4151	81417	8302
		160× 80	134584	13723	269168	27447
	4545	45× 45	2071	211	4143	422
	4590	45× 90	4389	448	8778	895
		90× 45	16860	1719	33720	3438
5050	50× 50	3665	374	7330	747	
50100	50× 100	7120	726	14240	1452	
	100× 50	28385	2894	56748	5787	

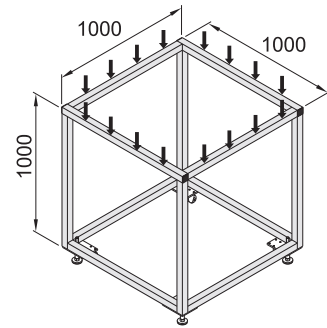
Centralized Load: Concentrated load is applied at the center.

Centralized Load



Evenly Distributed Load: When the load is evenly distributed over the extrusion.

Evenly Distributed Load



Aluminum
Frames
P.1183

Brackets / Corners /
Sheet Metals / Connectors
P.1215

Nuts / Bolts
P.1243

Decorative
Accessories
P.1258

Panel Fasteners / Panels /
Door Sliding Slot Accessories
P.1262

17
Aluminum Frames /
Related Accessories

Aluminum Frames
P.1183

Brackets / Corners / Sheet Metals / Connectors
P.1215

Nuts / Bolts

P.1243

Decorative Accessories
P.1258

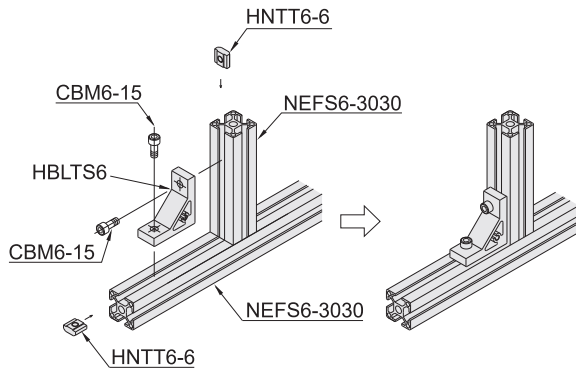
Panel Fasteners / Panels / Door Sliding Slot Accessories
P.1262

17

Aluminum Frames / Related Accessories

Example of Extrusion Connection

Connection with Thick Bracket



Blind Bracket Connections

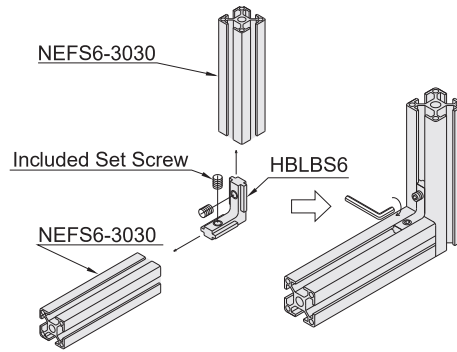
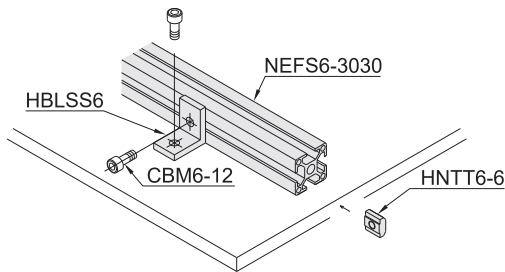
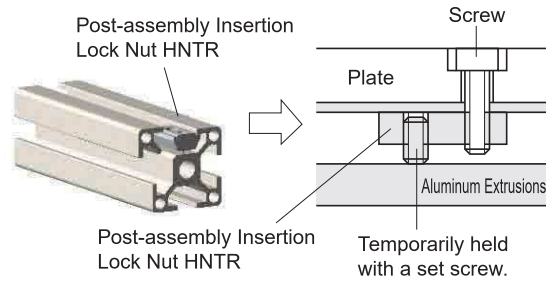


Plate on Extrusion Mounting

Thin Bracket Connections

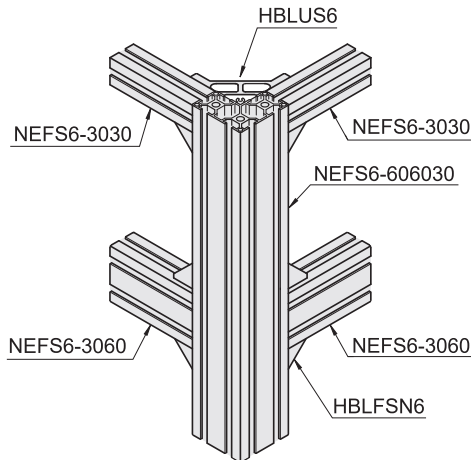


Post Assy. Ins. Locknut Connections

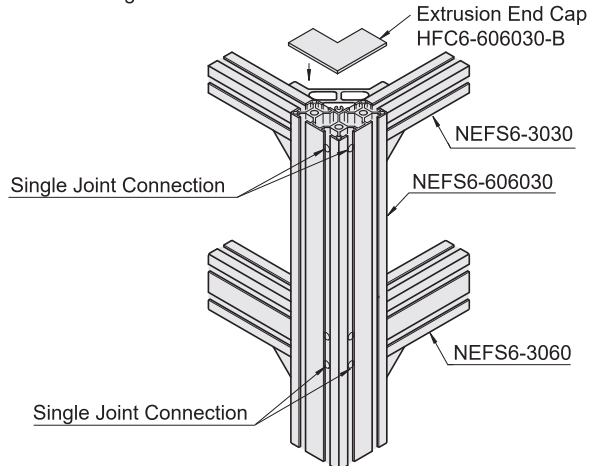


L-Shaped Extrusions App. Example

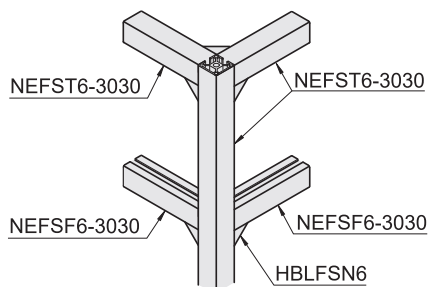
Bracket Connections



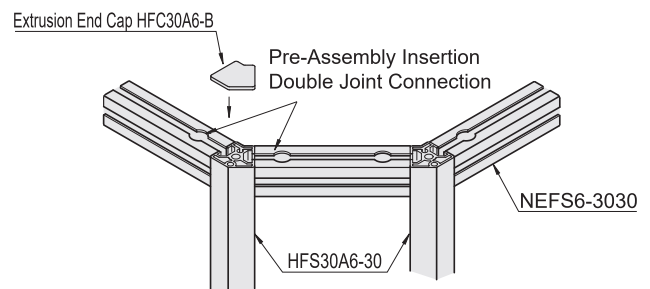
Single Joint Connections



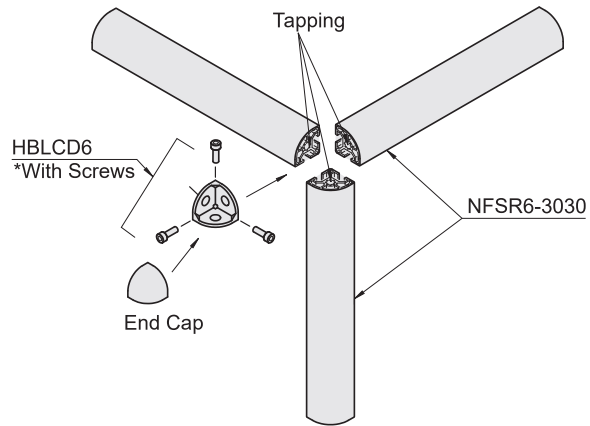
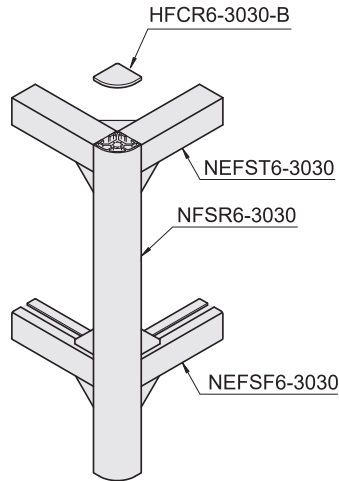
2 and 3 Smooth-Sided Extrusions App. Example



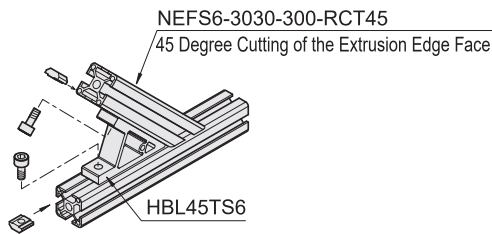
Angled Extrusions App. Example



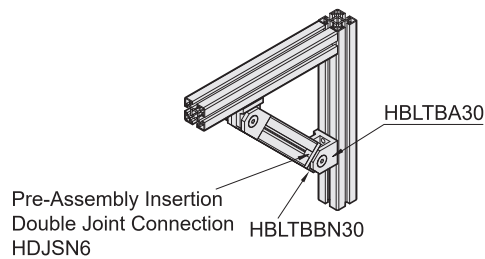
App. Example: R Extrusion



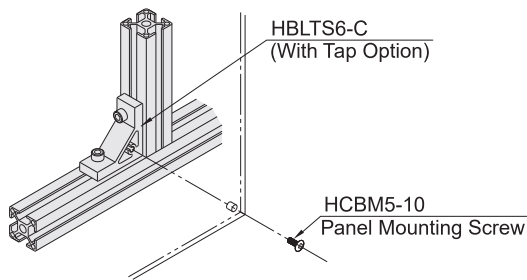
Example: 45 Degree Angle Bracket



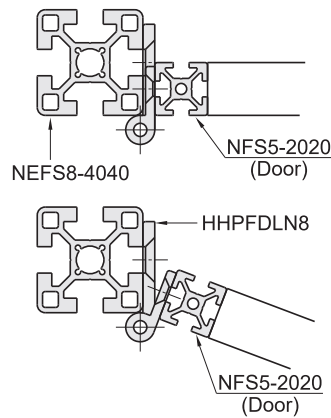
App. Example: Free Angle Brackets



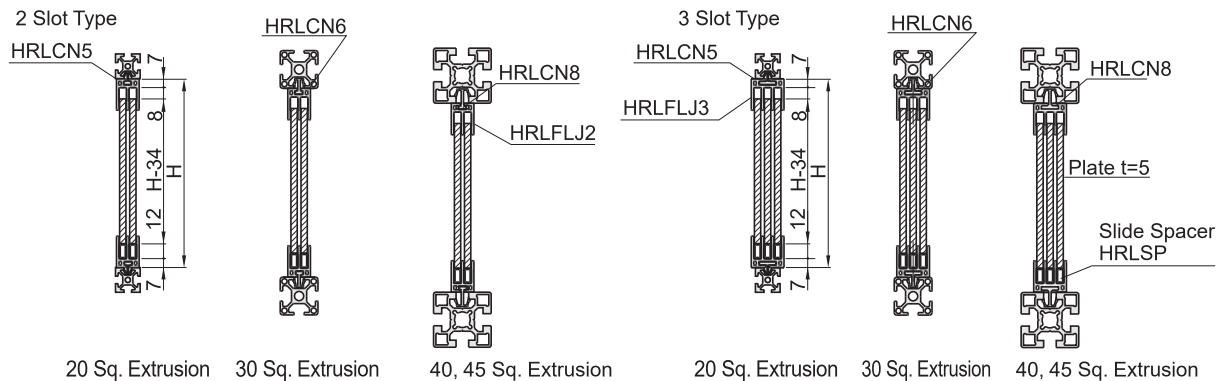
Cover Mounting on the Bracket



Connecting Unequal Size Extrusions with Flag Hinges



Sliding Rail Mounting Dimensions



Prior to Beginning

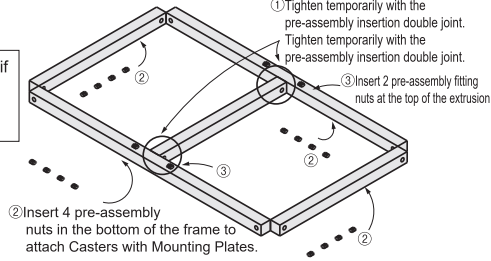
1. Provide a large and flat work space for the assembly.
2. Sort the extrusions into parts and sizes.
3. Count and confirm the qty. of the nuts to be pre-inserted.

* Insert any Pre Assy. Nuts needed at this point if mounting a top plate and/or covers. This assy. example also shows installation of Plate Type Adjusters and Casters.

Assembly of Single Joint Connected Type.

1 Bottom Frame Assy.

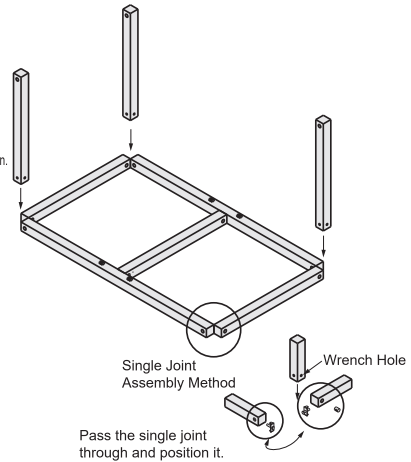
- (1) Begin assembling with the bottom extrusion.
- (2) Center joint is connected with Pre Assy. Ins. Double Joints.
- (3) Insert the nuts prior to assembly.



* Do not forget to insert the nuts.

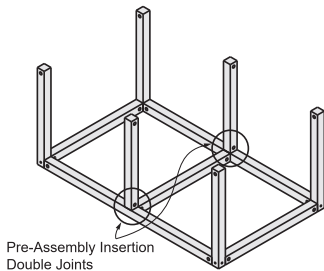
2 Mount the posts.

Connect the corners with Single Joints.



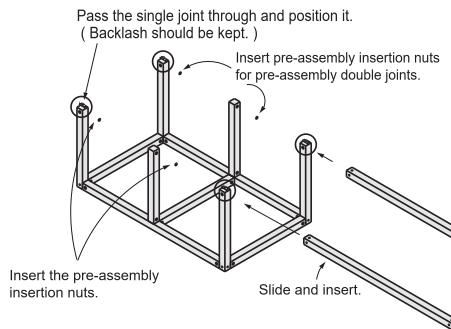
3 Mount the middle posts.

Connect the middle extrusions with Pre Assy. Ins. Double Joints.



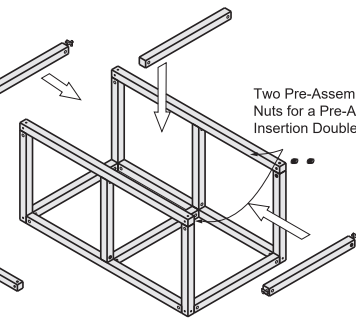
4 Top Frame Assy. (1)

Pre-install Single Joints on the ends of four posts.

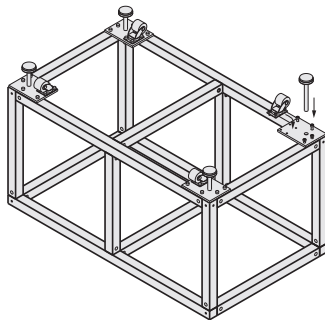


5 Top Frame Assy. (2)

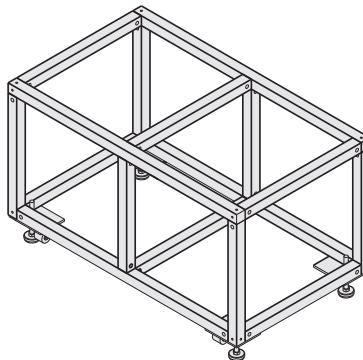
Two Pre-Assembly Insertion Nuts for a Pre-Assembly Insertion Double Joint



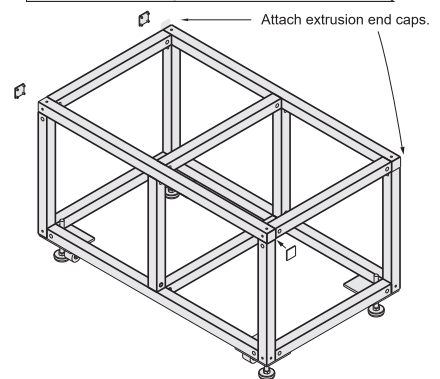
6 Adjuster and Caster Mounting



7 Final Tightening



8 Surface Cleaning



Invert the unit and mount the adjusters and casters. (Adjusters and Casters are sold separately.)

Fully tighten while adjusting the extrusion positions.

Wipe clean the surfaces with alcohol, etc. after the assy. work.